



QUARTERLY COMPLIANCE REPORT

STATE OF MAINE
WORKERS' COMPENSATION BOARD

First Quarter 2025
January 1, 2025 - March 31, 2025

Office of Monitoring, Audit &
Enforcement

John C. Rohde
Executive Director

27 State House Station
Augusta, Maine 04333-0027

**State of Maine
Workers' Compensation Board
Quarterly Compliance Report
First Quarter 2025**

Table of Contents

1.	Executive Summary	Pages 1-2
2.	Lost Time First Report of Injury Filings	Page 3
3.	Initial Indemnity Payments	Page 4
4.	Initial Memorandum of Payment Filings	Page 5
5.	Initial Indemnity Notice of Controversy Filings	Page 6
6.	Wage Information	Page 7

Table of Charts

1.	Lost Time First Report of Injury Filings Timeliness Distribution	Page 3
2.	Lost Time First Report of Injury Filings Quarterly Compliance	Page 3
3.	Lost Time First Report of Injury Filings Compliance Trend	Page 3
4.	Initial Indemnity Payments Timeliness Distribution	Page 4
5.	Initial Indemnity Payments Quarterly Compliance	Page 4
6.	Initial Indemnity Payments Compliance Trend	Page 4
7.	Initial Memorandum of Payment Filings Timeliness Distribution	Page 5
8.	Initial Memorandum of Payment Filings Quarterly Compliance	Page 5
9.	Initial Memorandum of Payment Filings Compliance Trend	Page 5
10.	Initial Indemnity Notice of Controversy Filings Timeliness Distribution	Page 6
11.	Initial Indemnity Notice of Controversy Filings Quarterly Compliance	Page 6
12.	Initial Indemnity Notice of Controversy Filings Compliance Trend	Page 6
13.	Wage Statement Timeliness Distribution	Page 7
14.	Fringe Benefits Worksheet(s) Timeliness Distribution	Page 7

Appendices

A.	Insurance Group Compliance	Pages A1-A17
	Lost Time FROI Filings and Initial Indemnity Payments	
B.	Insurance Group Compliance	Pages B1-B17
	Initial MOP and Initial Indemnity NOC Filings	
C.	Insurance Group Compliance	Pages C1-C13
	Wage Statements and Fringe Benefit Form Filings	

Executive Summary

On August 12, 2025 the Maine Workers' Compensation Board of Directors approved the first quarter of 2025 (January 1, 2025 – March 31, 2025) Compliance Report. This report represents the efforts of the Office of Monitoring, Audit and Enforcement and insurers, self-insurers, and third-party administrators (collectively “insurers”).

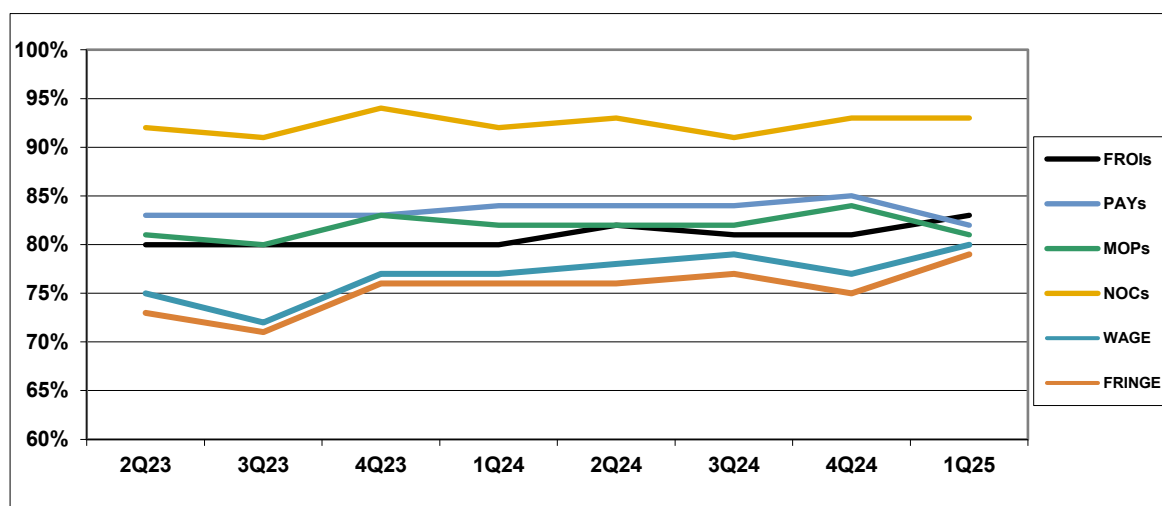
I. COMPLIANCE OVERVIEW

The Reconciliation Report was sent to 112 insurers on April 24, 2025; 84 responded, 21 were not required to respond and 7 did not respond.

The 1Q25 report represents results based upon data received by May 19, 2025. The results are:

	Number of Days	Benchmark	2Q23	3Q23	4Q23	1Q24	2Q24	3Q24	4Q24	1Q25
FROIs	7	85%	80%	80%	80%	80%	82%	81%	81%	83%
PAYs	14	87%	83%	83%	83%	84%	84%	84%	85%	82%
MOPs	17	85%	81%	80%	83%	82%	82%	82%	84%	81%
NOCs	14	90%	92%	91%	94%	92%	93%	91%	93%	93%
WAGE	30	75%	75%	72%	77%	77%	78%	79%	77%	80%
FRINGE	30	75%	73%	71%	76%	76%	76%	77%	75%	79%

Compliance Benchmark Tracking



II. CAVEATS & EXPLANATIONS

A. General

- Question marks (“?”) within this report indicate that the insurer did not provide all the data required to measure compliance in that particular area.

B. Lost Time First Report of Injury (FROI) Filings

- Compliance with this benchmark exists when the FROI is filed (accepted EDI transaction, with or without errors) within 7 days after the employer receives notice or knowledge of an employee injury that has caused the employee to lose a day’s work.

C. Initial Indemnity Payments (PAYs)

- Compliance with this benchmark exists when the check is mailed within the later of (i) 14 days after the employer’s notice or knowledge of incapacity or (ii) the first day of compensability plus 6 days.
- If an employer continues to pay the employee’s salary, payments are deemed timely for purposes of compliance if made consistent with the employer’s usual payroll practice.

D. Initial Memorandum of Payment (MOP) Filings

- Compliance with this benchmark exists when the MOP is received within 17 days of the employer’s notice or knowledge of incapacity.

E. Initial Indemnity Notice of Controversy (NOC) Filings

- Compliance with this benchmark exists when the NOC is filed (accepted EDI transaction, with or without errors) within 14 days after the employer receives notice or knowledge of the incapacity or death. Measurement excludes filings submitted with full denial reason codes 3A-3H (No Coverage).

F. Wage Information

- Compliance with the benchmark (WCB-2 and WCB-2B forms) exists when the wage information is filed within 30 days of the employer receiving notice or knowledge of incapacity.

III. COMPLETED AUDITS

The Board conducts compliance audits of insurers to ensure that all obligations under the Workers’ Compensation Act are met. The functions of the audit program include, but are not limited to: ensuring that all reporting requirements of the Board are met, auditing the timeliness of benefit payments, auditing the accuracy of indemnity payments, evaluating claims-handling techniques, and determining whether claims are unreasonably contested.

There were no audits completed in 1st Quarter 2025.

LOST TIME FIRST REPORT OF INJURY FILINGS

Chart 1: Timeliness Distribution

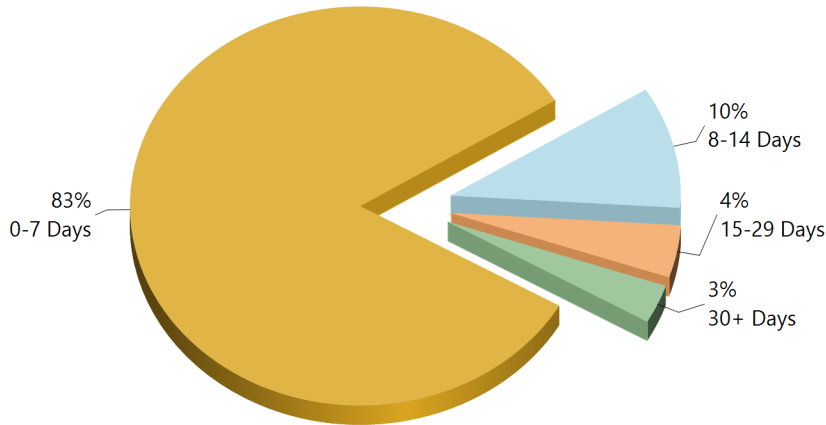


Table 1: Received Within

0-7 Days	2,598	83%
8-14 Days	310	10%
15-29 Days	133	4%
30+ Days	98	3%
? Days	0	0%
Total	3,139	100%

*The percentages may not always add to 100% due to rounding

Chart 2: Quarterly Compliance

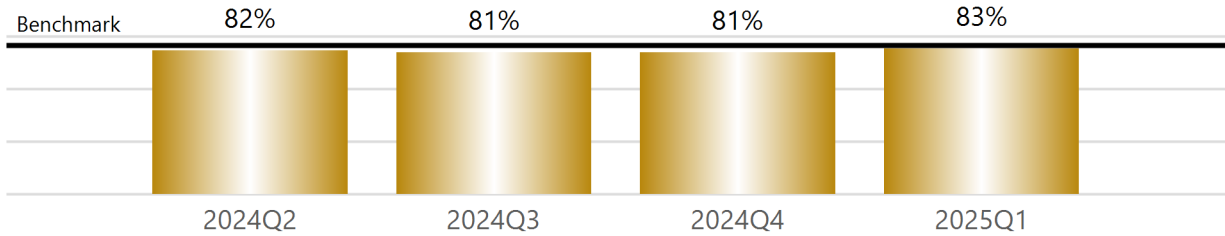
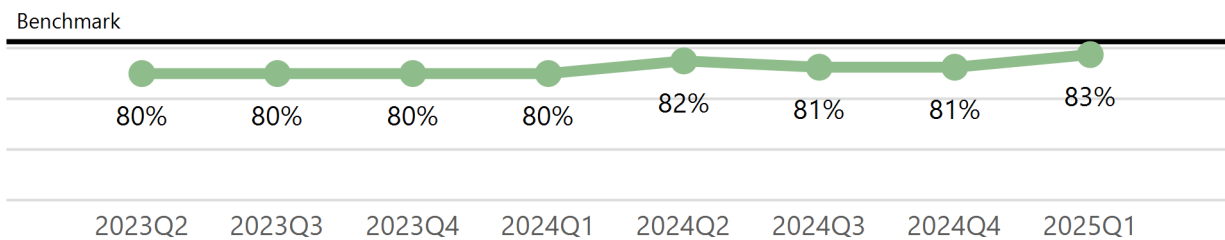


Chart 3: Compliance Trend



INITIAL INDEMNITY PAYMENTS

Chart 4: Timeliness Distribution

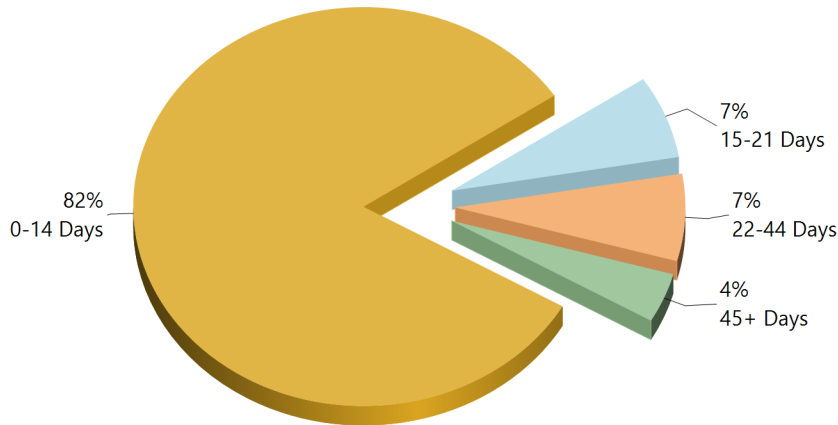


Table 2: Made Within

0-14 Days	760	82%
15-21 Days	62	7%
22-44 Days	65	7%
45+ Days	37	4%
? Days	1	0%
Total	925	100%

*The percentages may not always add to 100% due to rounding

Initial indemnity payments are monitored to ensure that payments are initiated within the time limits established in Section 205. As a result of these efforts, \$37,600 in penalties were issued to claimants and there are another \$4,150 in penalties awaiting resolution.

Chart 5: Quarterly Compliance

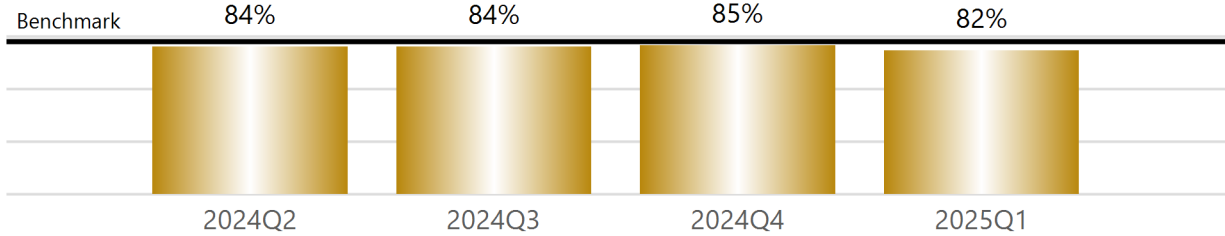
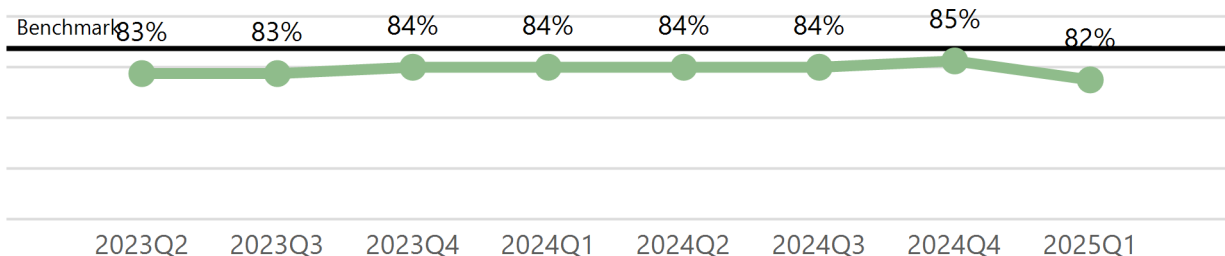


Chart 6: Compliance Trend



INITIAL MEMORANDUM OF PAYMENT FILINGS

Chart 7: Timeliness Distribution

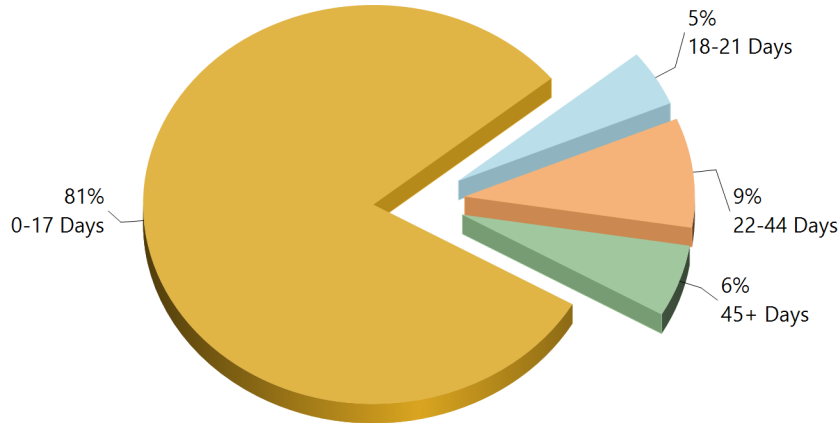


Table 3: Received Within

0-17 Days	746	81%
18-21 Days	42	5%
22-44 Days	82	9%
45+ Days	54	6%
? Days	1	0%
Total	925	100%

*The percentages may not always add to 100% due to rounding

Chart 8: Quarterly Compliance

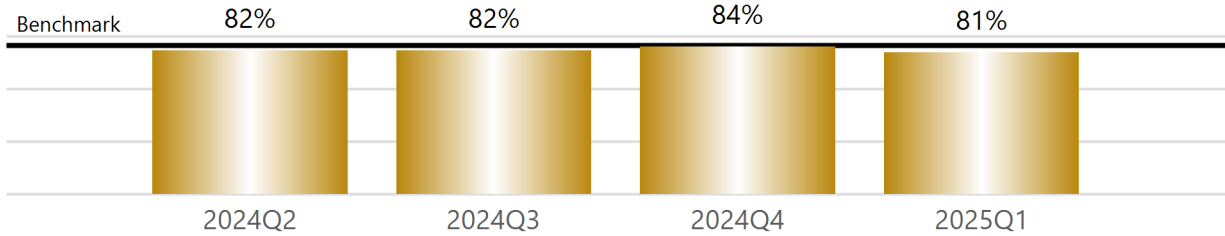
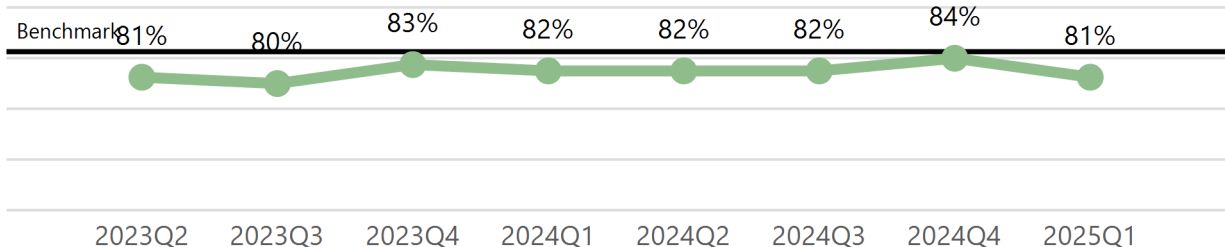


Chart 9: Compliance Trend



INITIAL INDEMNITY NOTICE OF CONTROVERSY FILINGS

Chart 10: Timeliness Distribution

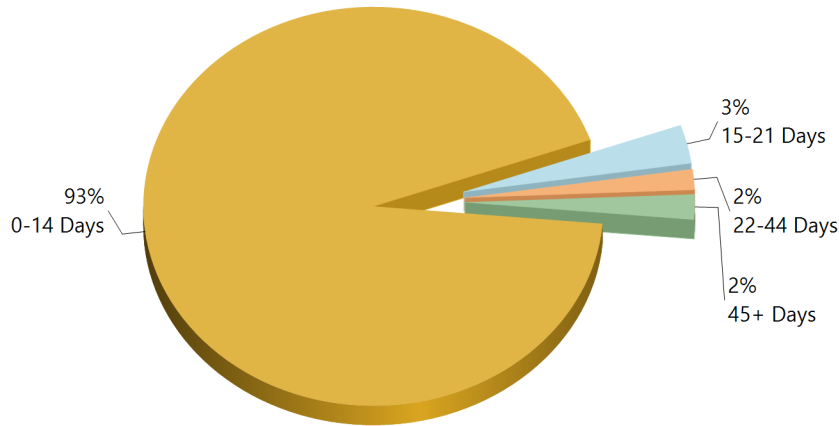


Table 4: Received Within

0-14 Days	506	93%
15-21 Days	17	3%
22-44 Days	9	2%
45+ Days	11	2%
? Days	0	0%
Total	543	100%

*The percentages may not always add to 100% due to rounding

Chart 11: Quarterly Compliance

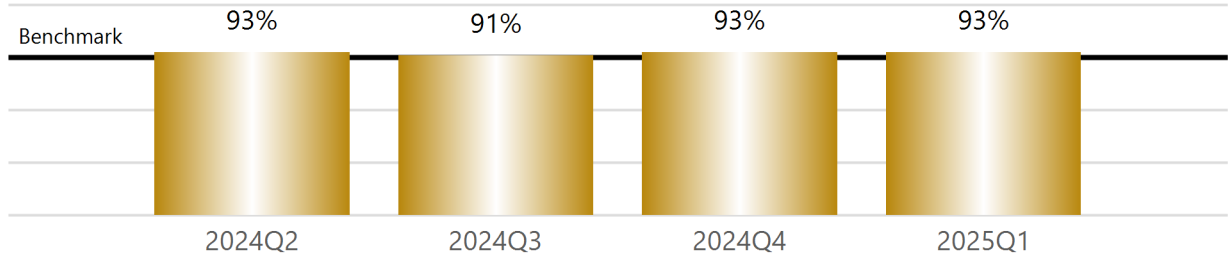
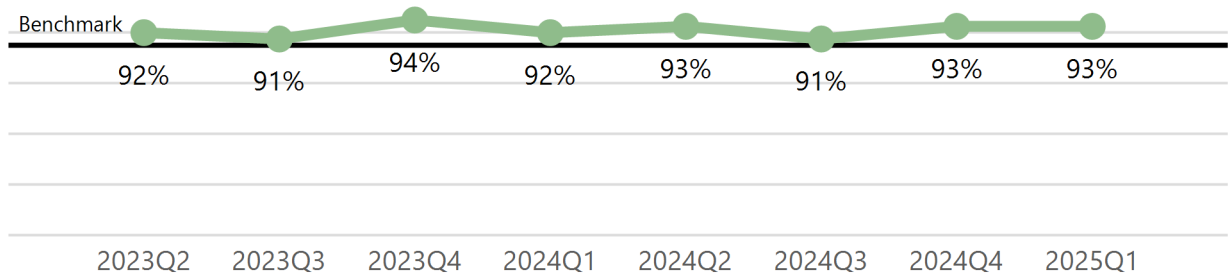


Chart 12: Compliance Trend



WAGE INFORMATION

Chart 13: Wage Statements Due Distribution

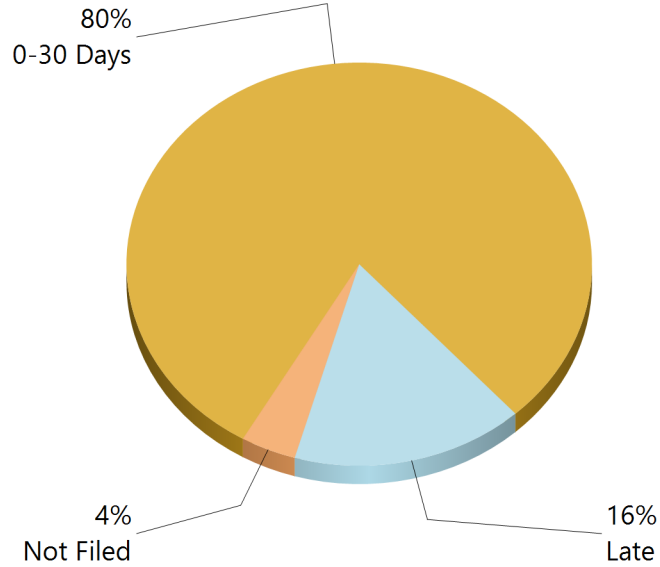


Table 5: Wage Statements Due

0-30 Days	1,472	80%
Late	298	16%
Not Filed	71	4%
Total	1,841	100%

*The percentages may not always add to 100% due to rounding

Chart 14: Fringe Benefit Worksheets Due Distribution

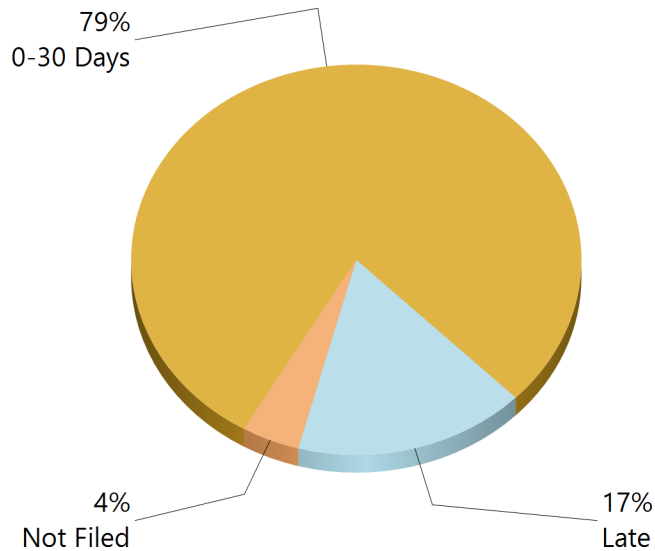


Table 6: Fringe Worksheets Due

0-30 Days	1,457	79%
Late	307	17%
Not Filed	77	4%
Total	1,841	100%

*The percentages may not always add to 100% due to rounding

INSURANCE GROUP COMPLIANCE

Lost Time FROI and Initial Indemnity Payments

First Quarter

1/1/2025 -3/31/2025

Insurance Company	Total Lost Time FROIs Filed	Lost Time FROIs Filed Timely	Compliance Percentage	Total Initial Indemnity Payments Made	Initial Indemnity Payments Made Timely	Compliance Percentage
ACADIA INSURANCE	FROIs Filed	Timely FROIs	Compliance	Payments Made	Timely Payments	Compliance
CA010 ACADIA INSURANCE	43	33	77%	15	15	100%
Total	43	33	77% ▼	15	15	100% ▲
ACADIA INSURANCE Group Total	43	33	77% ▼	15	15	100% ▲
ACCIDENT FUND INSURANCE	FROIs Filed	Timely FROIs	Compliance	Payments Made	Timely Payments	Compliance
ACCIDENT FUND INSURANCE	*	*	*	*	*	*
Total	*	*	*	*	*	*
ACCIDENT FUND INSURANCE TPA Administered Claims						
CA190 GALLAGHER BASSETT SERVICES	5	5	100%	3	0	0%
TPA Total	5	5	100% ▲	3	0	0% ▼
ACCIDENT FUND INSURANCE Group Total	5	5	100% ▲	3	0	0% ▼
ACUITY MUTUAL INSURANCE	FROIs Filed	Timely FROIs	Compliance	Payments Made	Timely Payments	Compliance
CA418 ACUITY MUTUAL INSURANCE	1	1	100%	No Filings	No Filings	No Filings
Total	1	1	100% ▲	No Filings	No Filings	No Filings
ACUITY MUTUAL INSURANCE Group Total	1	1	100% ▲	No Filings	No Filings	No Filings
AIG INSURANCE	FROIs Filed	Timely FROIs	Compliance	Payments Made	Timely Payments	Compliance
CA015 AIG CLAIMS, INC	*	*	*	*	*	*
Total	*	*	*	*	*	*
AIG INSURANCE TPA Administered Claims						
CA040 BROADSPIRE SERVICES	2	2	100%	No Filings	No Filings	No Filings
CA116 CORVEL ENTERPRISE COMP	5	4	80%	1	1	100%
CA160 ESIS	7	5	71%	4	3	75%
CA190 GALLAGHER BASSETT SERVICES	30	27	90%	9	4	44%
CA204 HELMSMAN MANAGEMENT SERVICES	4	4	100%	1	1	100%
CA300 SEDGWICK CLAIMS MANAGEMENT SERVICES	42	34	81%	6	6	100%
TPA Total	90	76	84% ▼	21	15	71% ▼
AIG INSURANCE Group Total	90	76	84% ▼	21	15	71% ▼
AIM MUTUAL GROUP	FROIs Filed	Timely FROIs	Compliance	Payments Made	Timely Payments	Compliance
CA472 AIM MUTUAL INSURANCE	16	12	75%	6	6	100%
Total	16	12	75% ▼	6	6	100% ▲
AIM MUTUAL GROUP Group Total	16	12	75% ▼	6	6	100% ▲

Maine Workers' Compensation Board

Lost Time FROI Filing Benchmark: 85%

Initial Indemnity Payment Benchmark: 87%

▲ Indicates benchmark met or exceeded

▼ Indicates benchmark not met

INSURANCE GROUP COMPLIANCE

Lost Time FROI and Initial Indemnity Payments

First Quarter

1/1/2025 -3/31/2025

Insurance Company	Total Lost Time FROIs Filed	Lost Time FROIs Filed Timely	Compliance Percentage		Total Initial Indemnity Payments Made	Initial Indemnity Payments Made Timely	Compliance Percentage	
AMERICAN FINANCIAL GROUP	FROIs Filed	Timely FROIs	Compliance		Payments Made	Timely Payments	Compliance	
CA192 GREAT AMERICAN ALLIANCE INSURANCE	1	1	100%		1	1	100%	
CA482 GREAT AMERICAN ASSURANCE	*	*	*		*	*	*	
Total	1	1	100%	▲	1	1	100%	▲
AMERICAN FINANCIAL GROUP TPA Administered Claims								
CA323 THE AMERICAN EQUITY UNDERWRITERS	1	0	0%		No Filings	No Filings	No Filings	
TPA Total	1	0	0%	▼	No Filings	No Filings	No Filings	
AMERICAN FINANCIAL GROUP Group Total	2	1	50%	▼	1	1	100%	▲
AMERISURE INSURANCE	FROIs Filed	Timely FROIs	Compliance		Payments Made	Timely Payments	Compliance	
CA013 AMERISURE INSURANCE	*	*	*		*	*	*	
AMERISURE MUTUAL INSURANCE	*	*	*		*	*	*	
Total	*	*	*		*	*	*	
AMERISURE INSURANCE TPA Administered Claims								
CA190 GALLAGHER BASSETT SERVICES	2	1	50%		No Filings	No Filings	No Filings	
TPA Total	2	1	50%	▼	No Filings	No Filings	No Filings	
AMERISURE INSURANCE Group Total	2	1	50%	▼	No Filings	No Filings	No Filings	
AMTRUST INSURANCE	FROIs Filed	Timely FROIs	Compliance		Payments Made	Timely Payments	Compliance	
CA437 AMTRUST NORTH AMERICA	12	3	25%		9	5	56%	
Total	12	3	25%	▼	9	5	56%	▼
AMTRUST INSURANCE Group Total	12	3	25%	▼	9	5	56%	▼
ARCH INSURANCE	FROIs Filed	Timely FROIs	Compliance		Payments Made	Timely Payments	Compliance	
ARCH INSURANCE	*	*	*		*	*	*	
Total	*	*	*		*	*	*	
ARCH INSURANCE TPA Administered Claims								
CA040 BROADSPIRE SERVICES	7	7	100%		2	1	50%	
CA070 CANNON COCHRAN MANAGEMENT SERVICES	5	4	80%		3	3	100%	
CA110 CONSTITUTION STATE SERVICES	1	1	100%		1	1	100%	
CA190 GALLAGHER BASSETT SERVICES	4	2	50%		1	0	0%	
CA300 SEDGWICK CLAIMS MANAGEMENT SERVICES	1	1	100%		No Filings	No Filings	No Filings	
TPA Total	18	15	83%	▼	7	5	71%	▼
ARCH INSURANCE Group Total	18	15	83%	▼	7	5	71%	▼

Maine Workers' Compensation Board

Lost Time FROI Filing Benchmark: 85%

Initial Indemnity Payment Benchmark: 87%

▲ Indicates benchmark met or exceeded

▼ Indicates benchmark not met

INSURANCE GROUP COMPLIANCE
Lost Time FROI and Initial Indemnity Payments
First Quarter
1/1/2025 -3/31/2025

Insurance Company	Total Lost Time FROIs Filed	Lost Time FROIs Filed Timely	Compliance Percentage	Total Initial Indemnity Payments Made	Initial Indemnity Payments Made Timely	Compliance Percentage
AXA INS GROUP	FROIs Filed	Timely FROIs	Compliance	Payments Made	Timely Payments	Compliance
XL INSURANCE AMERICA INC	*	*	*	*	*	*
CA384 XL SPECIALTY INSURANCE	*	*	*	*	*	*
Total	*	*	*	*	*	*
AXA INS GROUP TPA Administered Claims						
CA040 BROADSPIRE SERVICES	2	1	50%	1	0	0%
CA070 CANNON COCHRAN MANAGEMENT SERVICES	3	2	67%	1	1	100%
CA110 CONSTITUTION STATE SERVICES	5	0	0%	3	3	100%
CA117 COTTINGHAM & BUTLER CLAIMS SERVICES	No Filings	No Filings	No Filings	1	1	100%
CA190 GALLAGHER BASSETT SERVICES	7	4	57%	2	0	0%
CA300 SEDGWICK CLAIMS MANAGEMENT SERVICES	3	3	100%	No Filings	No Filings	No Filings
TPA Total	20	10	50% ▼	8	5	63% ▼
AXA INS GROUP Group Total	20	10	50% ▼	8	5	63% ▼
BARBER FOOD LLC	FROIs Filed	Timely FROIs	Compliance	Payments Made	Timely Payments	Compliance
CA514 BARBER FOOD LLC	1	1	100%	2	1	50%
Total	1	1	100% ▲	2	1	50% ▼
BARBER FOOD LLC Group Total	1	1	100% ▲	2	1	50% ▼
BATH IRON WORKS	FROIs Filed	Timely FROIs	Compliance	Payments Made	Timely Payments	Compliance
CA036 BATH IRON WORKS	15	14	93%	12	11	92%
Total	15	14	93% ▲	12	11	92% ▲
BATH IRON WORKS Group Total	15	14	93% ▲	12	11	92% ▲
BERKLEY CASUALTY	FROIs Filed	Timely FROIs	Compliance	Payments Made	Timely Payments	Compliance
CA485 BERKLEY CASUALTY	*	*	*	*	*	*
Total	*	*	*	*	*	*
BERKLEY CASUALTY TPA Administered Claims						
CA190 GALLAGHER BASSETT SERVICES	2	2	100%	No Filings	No Filings	No Filings
TPA Total	2	2	100% ▲	No Filings	No Filings	No Filings
BERKLEY CASUALTY Group Total	2	2	100% ▲	No Filings	No Filings	No Filings

INSURANCE GROUP COMPLIANCE
Lost Time FROI and Initial Indemnity Payments
First Quarter
1/1/2025 -3/31/2025

Insurance Company	Total Lost Time FROIs Filed	Lost Time FROIs Filed Timely	Compliance Percentage	Total Initial Indemnity Payments Made	Initial Indemnity Payments Made Timely	Compliance Percentage
BERKSHIRE HATHAWAY GROUP	FROIs Filed	Timely FROIs	Compliance	Payments Made	Timely Payments	Compliance
CA037 BERKSHIRE HATHAWAY DIRECT INSURANCE	2	0	0%	1	0	0%
CA114 BERKSHIRE HATHAWAY HOMESTATE INSURANCE	*	*	*	*	*	*
CA115 CONTINENTAL INDEMNITY	*	*	*	*	*	*
CA474 NATIONAL LIABILITY AND FIRE INSURANCE	2	1	50%	No Filings	No Filings	No Filings
CA293 REDWOOD FIRE AND CASUALTY INSURANCE	*	*	*	*	*	*
CA520 WELLFLEET INSURANCE	2	0	0%	No Filings	No Filings	No Filings
CA498 WELLFLEET NEW YORK INSURANCE	4	0	0%	No Filings	No Filings	No Filings
Total	10	1	10% ▼	1	0	0% ▼
BERKSHIRE HATHAWAY GROUP TPA Administered Claims						
CA190 GALLAGHER BASSETT SERVICES	*	*	*	*	*	*
TPA Total	*	*	*	*	*	*
BERKSHIRE HATHAWAY GROUP Group Total	10	1	10% ▼	1	0	0% ▼
BROADSPIRE SERVICES	FROIs Filed	Timely FROIs	Compliance	Payments Made	Timely Payments	Compliance
CA040 BROADSPIRE SERVICES	35	27	77%	10	6	60%
Total	35	27	77% ▼	10	6	60% ▼
BROADSPIRE SERVICES Group Total	35	27	77% ▼	10	6	60% ▼
BROTHERHOOD MUTUAL INSURANCE COMPANY	FROIs Filed	Timely FROIs	Compliance	Payments Made	Timely Payments	Compliance
CA043 BROTHERHOOD MUTUAL INSURANCE COMPANY	*	*	*	*	*	*
Total	*	*	*	*	*	*
BROTHERHOOD MUTUAL INSURANCE COMPANY Group Total	*	*	*	*	*	*
CANNON COCHRAN MANAGEMENT SERVICES	FROIs Filed	Timely FROIs	Compliance	Payments Made	Timely Payments	Compliance
CA070 CANNON COCHRAN MANAGEMENT SERVICES	58	49	84%	17	14	82%
Total	58	49	84% ▼	17	14	82% ▼
CANNON COCHRAN MANAGEMENT SERVICES Group Total	58	49	84% ▼	17	14	82% ▼
CAROLINA CASUALTY INS CO	FROIs Filed	Timely FROIs	Compliance	Payments Made	Timely Payments	Compliance
CAROLINA CASUALTY INS CO	*	*	*	*	*	*
Total	*	*	*	*	*	*
CAROLINA CASUALTY INS CO TPA Administered Claims						
CA190 GALLAGHER BASSETT SERVICES	4	4	100%	2	2	100%
TPA Total	4	4	100% ▲	2	2	100% ▲
CAROLINA CASUALTY INS CO Group Total	4	4	100% ▲	2	2	100% ▲

INSURANCE GROUP COMPLIANCE
Lost Time FROI and Initial Indemnity Payments
First Quarter
1/1/2025 -3/31/2025

Insurance Company	Total Lost Time FROIs Filed	Lost Time FROIs Filed Timely	Compliance Percentage	Total Initial Indemnity Payments Made	Initial Indemnity Payments Made Timely	Compliance Percentage
CHUBB INSURANCE	FROIs Filed	Timely FROIs	Compliance	Payments Made	Timely Payments	Compliance
ACE INSURANCE	*	*	*	*	*	*
CA072 CHARTER OAK FIRE INSURANCE	*	*	*	*	*	*
CA046 CHUBB INSURANCE	*	*	*	*	*	*
CA090 FEDERAL INSURANCE	*	*	*	*	*	*
INDEMNITY INS CO OF NORTH AMERICA	*	*	*	*	*	*
PACIFIC INDEMNITY CO	*	*	*	*	*	*
Total	*	*	*	*	*	*
CHUBB INSURANCE TPA Administered Claims						
CA070 CANNON COCHRAN MANAGEMENT SERVICES	2	1	50%	No Filings	No Filings	No Filings
CA110 CONSTITUTION STATE SERVICES	1	1	100%	1	1	100%
CA116 CORVEL ENTERPRISE COMP	7	5	71%	1	1	100%
CA160 ESIS	9	4	44%	8	7	88%
CA190 GALLAGHER BASSETT SERVICES	57	49	86%	17	8	47%
CA204 HELMSMAN MANAGEMENT SERVICES	6	3	50%	2	2	100%
CA300 SEDGWICK CLAIMS MANAGEMENT SERVICES	51	47	92%	14	10	71%
TPA Total	133	110	83% ▼	43	29	67% ▼
CHUBB INSURANCE Group Total	133	110	83% ▼	43	29	67% ▼
CIANBRO CORPORATION	FROIs Filed	Timely FROIs	Compliance	Payments Made	Timely Payments	Compliance
CA085 CIANBRO CORPORATION	*	*	*	*	*	*
Total	*	*	*	*	*	*
CIANBRO CORPORATION Group Total	*	*	*	*	*	*
CINCINNATI FINANCIAL GROUP	FROIs Filed	Timely FROIs	Compliance	Payments Made	Timely Payments	Compliance
CA438 CINCINNATI INSURANCE	1	0	0%	1	1	100%
Total	1	0	0% ▼	1	1	100% ▲
CINCINNATI FINANCIAL GROUP Group Total	1	0	0% ▼	1	1	100% ▲

INSURANCE GROUP COMPLIANCE
Lost Time FROI and Initial Indemnity Payments
First Quarter
1/1/2025 -3/31/2025

Insurance Company	Total Lost Time FROIs Filed	Lost Time FROIs Filed Timely	Compliance Percentage	Total Initial Indemnity Payments Made	Initial Indemnity Payments Made Timely	Compliance Percentage
CNA INSURANCE	FROIs Filed	Timely FROIs	Compliance	Payments Made	Timely Payments	Compliance
CA017 AMERICAN CASUALTY COMPANY OF READING PA	*	*	*	*	*	*
CA083 CNA CLAIMS PLUS	1	1	100%	1	1	100%
CA050 CONTINENTAL CASUALTY	*	*	*	*	*	*
CA271 NATIONAL FIRE INSURANCE	1	1	100%	1	1	100%
CA087 THE CONTINENTAL INSURANCE	*	*	*	*	*	*
CA314 TRANSPORTATION INSURANCE	*	*	*	*	*	*
CA329 VALLEY FORGE INSURANCE COMPANY	3	1	33%	1	1	100%
Total	5	3	60% ▼	3	3	100% ▲
CNA INSURANCE TPA Administered Claims						
CA190 GALLAGHER BASSETT SERVICES	1	1	100%	No Filings	No Filings	No Filings
CA300 SEDGWICK CLAIMS MANAGEMENT SERVICES	1	0	0%	No Filings	No Filings	No Filings
TPA Total	2	1	50% ▼	No Filings	No Filings	No Filings
CNA INSURANCE Group Total	7	4	57% ▼	3	3	100% ▲
CONSTITUTION STATE SERVICES	FROIs Filed	Timely FROIs	Compliance	Payments Made	Timely Payments	Compliance
CA110 CONSTITUTION STATE SERVICES	11	5	45%	9	8	89%
Total	11	5	45% ▼	9	8	89% ▲
CONSTITUTION STATE SERVICES Group Total	11	5	45% ▼	9	8	89% ▲
CORVEL ENTERPRISE COMP	FROIs Filed	Timely FROIs	Compliance	Payments Made	Timely Payments	Compliance
CA116 CORVEL ENTERPRISE COMP	38	28	74%	5	4	80%
Total	38	28	74% ▼	5	4	80% ▼
CORVEL ENTERPRISE COMP Group Total	38	28	74% ▼	5	4	80% ▼
COTTINGHAM & BUTLER CLAIMS SERVICES	FROIs Filed	Timely FROIs	Compliance	Payments Made	Timely Payments	Compliance
CA117 COTTINGHAM & BUTLER CLAIMS SERVICES	2	0	0%	2	2	100%
Total	2	0	0% ▼	2	2	100% ▲
COTTINGHAM & BUTLER CLAIMS SERVICES Group Total	2	0	0% ▼	2	2	100% ▲
CROSS INSURANCE	FROIs Filed	Timely FROIs	Compliance	Payments Made	Timely Payments	Compliance
CA093 CROSS INSURANCE	259	244	94%	26	24	92%
Total	259	244	94% ▲	26	24	92% ▲
CROSS INSURANCE Group Total	259	244	94% ▲	26	24	92% ▲
DELHAIZE AMERICA LLC	FROIs Filed	Timely FROIs	Compliance	Payments Made	Timely Payments	Compliance
CA496 DELHAIZE AMERICA LLC	44	26	59%	25	22	88%
Total	44	26	59% ▼	25	22	88% ▲
DELHAIZE AMERICA LLC Group Total	44	26	59% ▼	25	22	88% ▲

INSURANCE GROUP COMPLIANCE

Lost Time FROI and Initial Indemnity Payments

First Quarter

1/1/2025 -3/31/2025

Insurance Company	Total Lost Time FROIs Filed	Lost Time FROIs Filed Timely	Compliance Percentage	Total Initial Indemnity Payments Made	Initial Indemnity Payments Made Timely	Compliance Percentage
EASTERN ALLIANCE INSURANCE	FROIs Filed	Timely FROIs	Compliance	Payments Made	Timely Payments	Compliance
CA141 EASTERN ALLIANCE INSURANCE	40	22	55%	15	14	93%
Total	40	22	55% ▼	15	14	93% ▲
EASTERN ALLIANCE INSURANCE Group Total	40	22	55% ▼	15	14	93% ▲
EMPLOYERS HOLDINGS GROUP	FROIs Filed	Timely FROIs	Compliance	Payments Made	Timely Payments	Compliance
CA480 EMPLOYERS ASSURANCE COMPANY	1	1	100%	No Filings	No Filings	No Filings
CA481 EMPLOYERS COMPENSATION INSURANCE	*	*	*	*	*	*
CA479 EMPLOYERS PREFERRED INSURANCE	4	1	25%	No Filings	No Filings	No Filings
Total	5	2	40% ▼	No Filings	No Filings	No Filings
EMPLOYERS HOLDINGS GROUP Group Total	5	2	40% ▼	No Filings	No Filings	No Filings
ESIS	FROIs Filed	Timely FROIs	Compliance	Payments Made	Timely Payments	Compliance
CA160 ESIS	17	9	53%	12	10	83%
Total	17	9	53% ▼	12	10	83% ▼
ESIS Group Total	17	9	53% ▼	12	10	83% ▼
EVEREST REINS HOLDINGS GROUP	FROIs Filed	Timely FROIs	Compliance	Payments Made	Timely Payments	Compliance
EVEREST REINS HOLDINGS	*	*	*	*	*	*
Total	*	*	*	*	*	*
EVEREST REINS HOLDINGS GROUP TPA Administered Claims						
CA116 CORVEL ENTERPRISE COMP	1	1	100%	No Filings	No Filings	No Filings
CA190 GALLAGHER BASSETT SERVICES	1	0	0%	No Filings	No Filings	No Filings
CA300 SEDGWICK CLAIMS MANAGEMENT SERVICES	2	1	50%	No Filings	No Filings	No Filings
TPA Total	4	2	50% ▼	No Filings	No Filings	No Filings
EVEREST REINS HOLDINGS GROUP Group Total	4	2	50% ▼	No Filings	No Filings	No Filings
FAIRFAX FINANCIAL GROUP	FROIs Filed	Timely FROIs	Compliance	Payments Made	Timely Payments	Compliance
CA257 NORTH RIVER INSURANCE	*	*	*	*	*	*
CA375 UNITED STATES FIRE INSURANCE	*	*	*	*	*	*
13145 ZENITH INSURANCE	*	*	*	*	*	*
Total	*	*	*	*	*	*
FAIRFAX FINANCIAL GROUP TPA Administered Claims						
CA040 BROADSPIRE SERVICES	1	1	100%	No Filings	No Filings	No Filings
TPA Total	1	1	100% ▲	No Filings	No Filings	No Filings
FAIRFAX FINANCIAL GROUP Group Total	1	1	100% ▲	No Filings	No Filings	No Filings
FEDERATED MUTUAL INSURANCE	FROIs Filed	Timely FROIs	Compliance	Payments Made	Timely Payments	Compliance
CA091 FEDERATED MUTUAL INSURANCE	3	1	33%	4	1	25%
Total	3	1	33% ▼	4	1	25% ▼
FEDERATED MUTUAL INSURANCE Group Total	3	1	33% ▼	4	1	25% ▼

Maine Workers' Compensation Board

Lost Time FROI Filing Benchmark: 85%

Initial Indemnity Payment Benchmark: 87%

▲ Indicates benchmark met or exceeded

▼ Indicates benchmark not met

INSURANCE GROUP COMPLIANCE
Lost Time FROI and Initial Indemnity Payments
First Quarter
1/1/2025 -3/31/2025

Insurance Company	Total Lost Time FROIs Filed	Lost Time FROIs Filed Timely	Compliance Percentage	Total Initial Indemnity Payments Made	Initial Indemnity Payments Made Timely	Compliance Percentage
FIREMAN'S FUND INSURANCE	FROIs Filed	Timely FROIs	Compliance	Payments Made	Timely Payments	Compliance
CA170 FIREMAN'S FUND INSURANCE	*	*	*	*	*	*
Total	*	*	*	*	*	*
FIREMAN'S FUND INSURANCE TPA Administered Claims						
CA190 GALLAGHER BASSETT SERVICES	1	0	0%	1	1	100%
TPA Total	1	0	0% ▼	1	1	100% ▲
FIREMAN'S FUND INSURANCE Group Total	1	0	0% ▼	1	1	100% ▲
FRANKENMUTH INSURANCE	FROIs Filed	Timely FROIs	Compliance	Payments Made	Timely Payments	Compliance
CA095 FRANKENMUTH INSURANCE	*	*	*	*	*	*
Total	*	*	*	*	*	*
FRANKENMUTH INSURANCE Group Total	*	*	*	*	*	*
FUTURECOMP	FROIs Filed	Timely FROIs	Compliance	Payments Made	Timely Payments	Compliance
CA175 FUTURECOMP	28	28	100%	8	8	100%
Total	28	28	100% ▲	8	8	100% ▲
FUTURECOMP Group Total	28	28	100% ▲	8	8	100% ▲
GALLAGHER BASSETT SERVICES	FROIs Filed	Timely FROIs	Compliance	Payments Made	Timely Payments	Compliance
CA190 GALLAGHER BASSETT SERVICES	260	223	86%	79	31	39%
Total	260	223	86% ▲	79	31	39% ▼
GALLAGHER BASSETT SERVICES Group Total	260	223	86% ▲	79	31	39% ▼
GROUP 1001 INS HOLDINGS GRP	FROIs Filed	Timely FROIs	Compliance	Payments Made	Timely Payments	Compliance
CLEAR SPRING PROPERTY & CASUALTY	*	*	*	*	*	*
Total	*	*	*	*	*	*
GROUP 1001 INS HOLDINGS GRP TPA Administered Claims						
CA300 SEDGWICK CLAIMS MANAGEMENT SERVICES	3	3	100%	3	2	67%
TPA Total	3	3	100% ▲	3	2	67% ▼
GROUP 1001 INS HOLDINGS GRP Group Total	3	3	100% ▲	3	2	67% ▼
GUARD INSURANCE	FROIs Filed	Timely FROIs	Compliance	Payments Made	Timely Payments	Compliance
CA019 AMGUARD INSURANCE	No Filings	No Filings	No Filings	1	1	100%
CA140 EASTGUARD INSURANCE	*	*	*	*	*	*
CA272 NORGUARD INSURANCE	2	2	100%	1	1	100%
Total	2	2	100% ▲	2	2	100% ▲
GUARD INSURANCE Group Total	2	2	100% ▲	2	2	100% ▲

INSURANCE GROUP COMPLIANCE

Lost Time FROI and Initial Indemnity Payments

First Quarter

1/1/2025 -3/31/2025

Insurance Company	Total Lost Time FROIs Filed	Lost Time FROIs Filed Timely	Compliance Percentage	Total Initial Indemnity Payments Made	Initial Indemnity Payments Made Timely	Compliance Percentage
HANOVER INSURANCE	FROIs Filed	Timely FROIs	Compliance	Payments Made	Timely Payments	Compliance
CA428 ALLMERICA FINANCIAL BENEFIT INSURANCE	2	0	0%	1	1	100%
CA048 CITIZENS INSURANCE COMPANY OF AMERICA	2	1	50%	2	2	100%
CA429 HANOVER AMERICAN INSURANCE	2	0	0%	1	1	100%
CA202 HANOVER INSURANCE	2	1	50%	1	1	100%
CA228 MASSACHUSETTS BAY INSURANCE	1	0	0%	No Filings	No Filings	No Filings
Total	9	2	22% ▼	5	5	100% ▲
HANOVER INSURANCE Group Total	9	2	22% ▼	5	5	100% ▲
HARTFORD INSURANCE	FROIs Filed	Timely FROIs	Compliance	Payments Made	Timely Payments	Compliance
CA188 HARTFORD ACCIDENT & INDEMNITY	4	2	50%	2	2	100%
CA185 HARTFORD CASUALTY INSURANCE	*	*	*	*	*	*
CA203 HARTFORD FIRE INSURANCE	*	*	*	*	*	*
CA186 HARTFORD INSURANCE COMPANY OF THE MIDWEST	4	3	75%	2	2	100%
CA187 HARTFORD UNDERWRITERS INSURANCE	9	7	78%	6	5	83%
CA288 PROPERTY & CASUALTY INSURANCE COMPANY OF HARTFORD	13	8	62%	6	4	67%
CA296 SENTINEL INSURANCE	4	2	50%	1	0	0%
CA319 TRUMBULL INSURANCE	3	3	100%	1	1	100%
CA321 TWIN CITY FIRE INSURANCE	6	4	67%	3	3	100%
Total	43	29	67% ▼	21	17	81% ▼
HARTFORD INSURANCE TPA Administered Claims						
CA070 CANNON COCHRAN MANAGEMENT SERVICES	4	3	75%	No Filings	No Filings	No Filings
CA116 CORVEL ENTERPRISE COMP	2	2	100%	No Filings	No Filings	No Filings
CA190 GALLAGHER BASSETT SERVICES	No Filings	No Filings	No Filings	1	0	0%
CA300 SEDGWICK CLAIMS MANAGEMENT SERVICES	1	0	0%	No Filings	No Filings	No Filings
TPA Total	7	5	71% ▼	1	0	0% ▼
HARTFORD INSURANCE Group Total	50	34	68% ▼	22	17	77% ▼
HELMSMAN MANAGEMENT SERVICES	FROIs Filed	Timely FROIs	Compliance	Payments Made	Timely Payments	Compliance
CA204 HELMSMAN MANAGEMENT SERVICES	17	11	65%	7	6	86%
Total	17	11	65% ▼	7	6	86% ▼
HELMSMAN MANAGEMENT SERVICES Group Total	17	11	65% ▼	7	6	86% ▼

Maine Workers' Compensation Board

Lost Time FROI Filing Benchmark: 85%

Initial Indemnity Payment Benchmark: 87%

▲ Indicates benchmark met or exceeded

▼ Indicates benchmark not met

INSURANCE GROUP COMPLIANCE
Lost Time FROI and Initial Indemnity Payments
First Quarter
1/1/2025 -3/31/2025

Insurance Company	Total Lost Time FROIs Filed	Lost Time FROIs Filed Timely	Compliance Percentage	Total Initial Indemnity Payments Made	Initial Indemnity Payments Made Timely	Compliance Percentage
HOUSTON INT INS GROUP	FROIs Filed	Timely FROIs	Compliance	Payments Made	Timely Payments	Compliance
IMPERIUM INSURANCE	*	*	*	*	*	*
Total	*	*	*	*	*	*
HOUSTON INT INS GROUP TPA Administered Claims						
CA190 GALLAGHER BASSETT SERVICES	6	6	100%	3	2	67%
TPA Total	6	6	100% ▲	3	2	67% ▼
HOUSTON INT INS GROUP Group Total	6	6	100% ▲	3	2	67% ▼
KEY RISK INSURANCE	FROIs Filed	Timely FROIs	Compliance	Payments Made	Timely Payments	Compliance
KEY RISK INSURANCE	*	*	*	*	*	*
Total	*	*	*	*	*	*
KEY RISK INSURANCE TPA Administered Claims						
CA190 GALLAGHER BASSETT SERVICES	2	1	50%	No Filings	No Filings	No Filings
TPA Total	2	1	50% ▼	No Filings	No Filings	No Filings
KEY RISK INSURANCE Group Total	2	1	50% ▼	No Filings	No Filings	No Filings
LIBERTY MUTUAL INSURANCE	FROIs Filed	Timely FROIs	Compliance	Payments Made	Timely Payments	Compliance
CA003 AMERICAN FIRE & CASUALTY INSURANCE	1	1	100%	No Filings	No Filings	No Filings
CA380 EMPLOYERS INSURANCE OF WAUSAU	*	*	*	*	*	*
CA210 LIBERTY MUTUAL INSURANCE	52	40	77%	22	20	91%
CA406 OHIO CASUALTY INSURANCE	*	*	*	*	*	*
CA407 OHIO SECURITY INSURANCE	1	0	0%	1	1	100%
CA408 WEST AMERICAN INSURANCE	*	*	*	*	*	*
Total	54	41	76% ▼	23	21	91% ▲
LIBERTY MUTUAL INSURANCE TPA Administered Claims						
CA160 ESIS	1	0	0%	No Filings	No Filings	No Filings
CA190 GALLAGHER BASSETT SERVICES	1	1	100%	No Filings	No Filings	No Filings
CA300 SEDGWICK CLAIMS MANAGEMENT SERVICES	5	3	60%	1	1	100%
TPA Total	7	4	57% ▼	1	1	100% ▲
LIBERTY MUTUAL INSURANCE Group Total	61	45	74% ▼	24	22	92% ▲
MAINE AUTOMOBILE DEALERS ASSOCIATION	FROIs Filed	Timely FROIs	Compliance	Payments Made	Timely Payments	Compliance
CA220 MAINE AUTOMOBILE DEALERS ASSOCIATION	No Filings	No Filings	No Filings	1	1	100%
Total	No Filings	No Filings	No Filings	1	1	100% ▲
MAINE AUTOMOBILE DEALERS ASSOCIATION Group Total	No Filings	No Filings	No Filings	1	1	100% ▲
MAINE EMPLOYERS' MUTUAL INSURANCE	FROIs Filed	Timely FROIs	Compliance	Payments Made	Timely Payments	Compliance
CA260 MAINE EMPLOYERS' MUTUAL INSURANCE	1038	829	80%	332	281	85%
Total	1038	829	80% ▼	332	281	85% ▼
MAINE EMPLOYERS' MUTUAL INSURANCE Group Total	1038	829	80% ▼	332	281	85% ▼

INSURANCE GROUP COMPLIANCE

Lost Time FROI and Initial Indemnity Payments

First Quarter

1/1/2025 -3/31/2025

Insurance Company	Total Lost Time FROIs Filed	Lost Time FROIs Filed Timely	Compliance Percentage	Total Initial Indemnity Payments Made	Initial Indemnity Payments Made Timely	Compliance Percentage
MAINE HEALTHCARE ASSOCIATION	FROIs Filed	Timely FROIs	Compliance	Payments Made	Timely Payments	Compliance
CA234 MAINE HEALTHCARE ASSOCIATION	34	34	100%	7	7	100%
Total	34	34	100% ▲	7	7	100% ▲
MAINE HEALTHCARE ASSOCIATION Group Total	34	34	100% ▲	7	7	100% ▲
MAINE MOTOR TRANSPORT ASSOCIATION	FROIs Filed	Timely FROIs	Compliance	Payments Made	Timely Payments	Compliance
CA230 MAINE MOTOR TRANSPORT ASSOCIATION	21	21	100%	6	6	100%
Total	21	21	100% ▲	6	6	100% ▲
MAINE MOTOR TRANSPORT ASSOCIATION Group Total	21	21	100% ▲	6	6	100% ▲
MAINE MUNICIPAL ASSOCIATION	FROIs Filed	Timely FROIs	Compliance	Payments Made	Timely Payments	Compliance
CA225 MAINE MUNICIPAL ASSOCIATION	223	204	91%	49	44	90%
Total	223	204	91% ▲	49	44	90% ▲
MAINE MUNICIPAL ASSOCIATION Group Total	223	204	91% ▲	49	44	90% ▲
MAINE SCHOOL MANAGEMENT ASSOCIATION	FROIs Filed	Timely FROIs	Compliance	Payments Made	Timely Payments	Compliance
CA250 MAINE SCHOOL MANAGEMENT ASSOCIATION	101	91	90%	31	28	90%
Total	101	91	90% ▲	31	28	90% ▲
MAINE SCHOOL MANAGEMENT ASSOCIATION Group Total	101	91	90% ▲	31	28	90% ▲
MARKEL CORP GROUP	FROIs Filed	Timely FROIs	Compliance	Payments Made	Timely Payments	Compliance
CA434 MARKEL SERVICE INCORPORATED	*	*	*	*	*	*
Total	*	*	*	*	*	*
MARKEL CORP GROUP TPA Administered Claims						
CA040 BROADSPIRE SERVICES	1	1	100%	No Filings	No Filings	No Filings
CA070 CANNON COCHRAN MANAGEMENT SERVICES	1	0	0%	1	0	0%
TPA Total	2	1	50% ▼	1	0	0% ▼
MARKEL CORP GROUP Group Total	2	1	50% ▼	1	0	0% ▼
NATIONAL INTERSTATE INSURANCE	FROIs Filed	Timely FROIs	Compliance	Payments Made	Timely Payments	Compliance
CA267 NATIONAL INTERSTATE INSURANCE COMPANY	2	2	100%	2	2	100%
Total	2	2	100% ▲	2	2	100% ▲
NATIONAL INTERSTATE INSURANCE Group Total	2	2	100% ▲	2	2	100% ▲

Maine Workers' Compensation Board

Lost Time FROI Filing Benchmark: 85%

Initial Indemnity Payment Benchmark: 87%

▲ Indicates benchmark met or exceeded

▼ Indicates benchmark not met

INSURANCE GROUP COMPLIANCE
Lost Time FROI and Initial Indemnity Payments
First Quarter
1/1/2025 -3/31/2025

Insurance Company	Total Lost Time FROIs Filed	Lost Time FROIs Filed Timely	Compliance Percentage	Total Initial Indemnity Payments Made	Initial Indemnity Payments Made Timely	Compliance Percentage
NATIONWIDE INSURANCE	FROIs Filed	Timely FROIs	Compliance	Payments Made	Timely Payments	Compliance
CA291 NATIONWIDE AGRIBUSINESS INSURANCE	4	4	100%	1	1	100%
CA477 NATIONWIDE GENERAL INSURANCE	*	*	*	*	*	*
CA473 NATIONWIDE INSURANCE CO OF AMERICA	*	*	*	*	*	*
CA517 NATIONWIDE PROPERTY & CASUALTY INSURANCE	No Filings	No Filings	No Filings	1	1	100%
Total	4	4	100% ▲	2	2	100% ▲
NATIONWIDE INSURANCE TPA Administered Claims						
CA116 CORVEL ENTERPRISE COMP	1	0	0%	No Filings	No Filings	No Filings
CA190 GALLAGHER BASSETT SERVICES	1	1	100%	No Filings	No Filings	No Filings
TPA Total	2	1	50% ▼	No Filings	No Filings	No Filings
NATIONWIDE INSURANCE Group Total	6	5	83% ▼	2	2	100% ▲
NEXT LEVEL ADMINISTRATORS LLC	FROIs Filed	Timely FROIs	Compliance	Payments Made	Timely Payments	Compliance
CA433 NEXT LEVEL ADMINISTRATOR LLC	7	5	71%	4	4	100%
Total	7	5	71% ▼	4	4	100% ▲
NEXT LEVEL ADMINISTRATORS LLC Group Total	7	5	71% ▼	4	4	100% ▲
NGM INSURANCE	FROIs Filed	Timely FROIs	Compliance	Payments Made	Timely Payments	Compliance
CA265 NGM INSURANCE	*	*	*	*	*	*
Total	*	*	*	*	*	*
NGM INSURANCE TPA Administered Claims						
CA300 SEDGWICK CLAIMS MANAGEMENT SERVICES	3	2	67%	No Filings	No Filings	No Filings
TPA Total	3	2	67% ▼	No Filings	No Filings	No Filings
NGM INSURANCE Group Total	3	2	67% ▼	No Filings	No Filings	No Filings
OLD REPUBLIC INSURANCE	FROIs Filed	Timely FROIs	Compliance	Payments Made	Timely Payments	Compliance
CA196 GREAT WEST CASUALTY	*	*	*	*	*	*
OLD REPUBLIC GENERAL INSURANCE CORP.	*	*	*	*	*	*
OLD REPUBLIC INSURANCE	*	*	*	*	*	*
Total	*	*	*	*	*	*
OLD REPUBLIC INSURANCE TPA Administered Claims						
CA040 BROADSPIRE SERVICES	2	2	100%	No Filings	No Filings	No Filings
CA070 CANNON COCHRAN MANAGEMENT SERVICES	15	12	80%	6	6	100%
CA190 GALLAGHER BASSETT SERVICES	5	3	60%	3	0	0%
CA204 HELMSMAN MANAGEMENT SERVICES	3	2	67%	2	1	50%
CA300 SEDGWICK CLAIMS MANAGEMENT SERVICES	4	3	75%	2	2	100%
CA280 TRISTAR CLAIMS MANAGEMENT SERVICES	1	0	0%	1	1	100%
TPA Total	30	22	73% ▼	14	10	71% ▼
OLD REPUBLIC INSURANCE Group Total	30	22	73% ▼	14	10	71% ▼

INSURANCE GROUP COMPLIANCE
Lost Time FROI and Initial Indemnity Payments
First Quarter
1/1/2025 -3/31/2025

Insurance Company	Total Lost Time FROIs Filed	Lost Time FROIs Filed Timely	Compliance Percentage	Total Initial Indemnity Payments Made	Initial Indemnity Payments Made Timely	Compliance Percentage
ONEBEACON INSURANCE	FROIs Filed	Timely FROIs	Compliance	Payments Made	Timely Payments	Compliance
CA035 ATLANTIC SPECIALTY INSURANCE	*	*	*	*	*	*
OBI NATIONAL INSURANCE	*	*	*	*	*	*
Total	*	*	*	*	*	*
ONEBEACON INSURANCE Group Total	*	*	*	*	*	*
PENNSYLVANIA MFG ASSN	FROIs Filed	Timely FROIs	Compliance	Payments Made	Timely Payments	Compliance
MANUFACTURERS ALLIANCE INSURANCE	*	*	*	*	*	*
PENNSYLVANIA MFG ASSN	*	*	*	*	*	*
PENNSYLVANIA MFG INDEMNITY CO	*	*	*	*	*	*
Total	*	*	*	*	*	*
PENNSYLVANIA MFG ASSN TPA Administered Claims						
CA190 GALLAGHER BASSETT SERVICES	16	14	88%	3	0	0%
CA323 THE AMERICAN EQUITY UNDERWRITERS	*	*	*	*	*	*
TPA Total	16	14	88% ▲	3	0	0% ▼
PENNSYLVANIA MFG ASSN Group Total	16	14	88% ▲	3	0	0% ▼
PROTECTIVE INSURANCE	FROIs Filed	Timely FROIs	Compliance	Payments Made	Timely Payments	Compliance
CA277 PROTECTIVE INSURANCE COMPANY	*	*	*	*	*	*
Total	*	*	*	*	*	*
PROTECTIVE INSURANCE TPA Administered Claims						
CA040 BROADSPIRE SERVICES	13	7	54%	4	3	75%
TPA Total	13	7	54% ▼	4	3	75% ▼
PROTECTIVE INSURANCE Group Total	13	7	54% ▼	4	3	75% ▼
QBE INSURANCE GROUP	FROIs Filed	Timely FROIs	Compliance	Payments Made	Timely Payments	Compliance
QBE INSURANCE GROUP	*	*	*	*	*	*
Total	*	*	*	*	*	*
QBE INSURANCE GROUP TPA Administered Claims						
CA300 SEDGWICK CLAIMS MANAGEMENT SERVICES	13	7	54%	3	2	67%
TPA Total	13	7	54% ▼	3	2	67% ▼
QBE INSURANCE GROUP Group Total	13	7	54% ▼	3	2	67% ▼

INSURANCE GROUP COMPLIANCE
Lost Time FROI and Initial Indemnity Payments
First Quarter
1/1/2025 -3/31/2025

Insurance Company	Total Lost Time FROIs Filed	Lost Time FROIs Filed Timely	Compliance Percentage	Total Initial Indemnity Payments Made	Initial Indemnity Payments Made Timely	Compliance Percentage
SAFETY NATIONAL CASUALTY CORP	FROIs Filed	Timely FROIs	Compliance	Payments Made	Timely Payments	Compliance
SAFETY NATIONAL CASUALTY CORP	*	*	*	*	*	*
Total	*	*	*	*	*	*
SAFETY NATIONAL CASUALTY CORP TPA Administered Claims						
CA040 BROADSPIRE SERVICES	3	3	100%	1	1	100%
CA070 CANNON COCHRAN MANAGEMENT SERVICES	2	2	100%	No Filings	No Filings	No Filings
CA116 CORVEL ENTERPRISE COMP	4	3	75%	2	2	100%
CA190 GALLAGHER BASSETT SERVICES	4	4	100%	1	1	100%
CA204 HELMSMAN MANAGEMENT SERVICES	3	1	33%	1	1	100%
CA300 SEDGWICK CLAIMS MANAGEMENT SERVICES	2	1	50%	No Filings	No Filings	No Filings
TPA Total	18	14	78% ▼	5	5	100% ▲
SAFETY NATIONAL CASUALTY CORP Group Total	18	14	78% ▼	5	5	100% ▲
SEDGWICK CLAIMS MANAGEMENT SERVICES	FROIs Filed	Timely FROIs	Compliance	Payments Made	Timely Payments	Compliance
CA300 SEDGWICK CLAIMS MANAGEMENT SERVICES	190	145	76%	46	32	70%
Total	190	145	76% ▼	46	32	70% ▼
SEDGWICK CLAIMS MANAGEMENT SERVICES Group Total	190	145	76% ▼	46	32	70% ▼
SENTRY INSURANCE	FROIs Filed	Timely FROIs	Compliance	Payments Made	Timely Payments	Compliance
CA426 MIDDLESEX INSURANCE COMPANY	*	*	*	*	*	*
CA402 SENTRY CASUALTY	*	*	*	*	*	*
CA305 SENTRY INSURANCE	4	3	75%	1	1	100%
CA308 SENTRY SELECT INSURANCE	*	*	*	*	*	*
Total	4	3	75% ▼	1	1	100% ▲
SENTRY INSURANCE Group Total	4	3	75% ▼	1	1	100% ▲
SOMPO JAPAN INSURANCE	FROIs Filed	Timely FROIs	Compliance	Payments Made	Timely Payments	Compliance
SOMPO JAPAN INSURANCE COMPANY OF AMERICA	*	*	*	*	*	*
Total	*	*	*	*	*	*
SOMPO JAPAN INSURANCE TPA Administered Claims						
CA190 GALLAGHER BASSETT SERVICES	1	0	0%	No Filings	No Filings	No Filings
TPA Total	1	0	0% ▼	No Filings	No Filings	No Filings
SOMPO JAPAN INSURANCE Group Total	1	0	0% ▼	No Filings	No Filings	No Filings

INSURANCE GROUP COMPLIANCE

Lost Time FROI and Initial Indemnity Payments

First Quarter

1/1/2025 -3/31/2025

Insurance Company	Total Lost Time FROIs Filed	Lost Time FROIs Filed Timely	Compliance Percentage	Total Initial Indemnity Payments Made	Initial Indemnity Payments Made Timely	Compliance Percentage
STARNET INSURANCE	FROIs Filed	Timely FROIs	Compliance	Payments Made	Timely Payments	Compliance
STARNET INSURANCE	*	*	*	*	*	*
Total	*	*	*	*	*	*
STARNET INSURANCE TPA Administered Claims						
CA190 GALLAGHER BASSETT SERVICES	1	1	100%	1	0	0%
TPA Total	1	1	100% ▲	1	0	0% ▼
STARNET INSURANCE Group Total	1	1	100% ▲	1	0	0% ▼
STARR INDEMNITY INSURANCE	FROIs Filed	Timely FROIs	Compliance	Payments Made	Timely Payments	Compliance
STARR INDEMNITY INSURANCE	*	*	*	*	*	*
Total	*	*	*	*	*	*
STARR INDEMNITY INSURANCE TPA Administered Claims						
CA040 BROADSPIRE SERVICES	2	1	50%	1	0	0%
CA190 GALLAGHER BASSETT SERVICES	7	4	57%	5	1	20%
CA300 SEDGWICK CLAIMS MANAGEMENT SERVICES	6	5	83%	2	1	50%
TPA Total	15	10	67% ▼	8	2	25% ▼
STARR INDEMNITY INSURANCE Group Total	15	10	67% ▼	8	2	25% ▼
STARSTONE NATIONAL INSURANCE	FROIs Filed	Timely FROIs	Compliance	Payments Made	Timely Payments	Compliance
STARSTONE NATIONAL INSURANCE	*	*	*	*	*	*
Total	*	*	*	*	*	*
STARSTONE NATIONAL INSURANCE TPA Administered Claims						
CA070 CANNON COCHRAN MANAGEMENT SERVICES	1	1	100%	No Filings	No Filings	No Filings
TPA Total	1	1	100% ▲	No Filings	No Filings	No Filings
STARSTONE NATIONAL INSURANCE Group Total	1	1	100% ▲	No Filings	No Filings	No Filings
STATE OF MAINE WORKERS' COMPENSATION TRUST	FROIs Filed	Timely FROIs	Compliance	Payments Made	Timely Payments	Compliance
CA307 STATE OF MAINE WORKERS' COMPENSATION TRUST	132	123	93%	24	23	96%
Total	132	123	93% ▲	24	23	96% ▲
STATE OF MAINE WORKERS' COMPENSATION TRUST Group Total	132	123	93% ▲	24	23	96% ▲
SYNERNET	FROIs Filed	Timely FROIs	Compliance	Payments Made	Timely Payments	Compliance
CA320 SYNERNET	186	176	95%	42	40	95%
Total	186	176	95% ▲	42	40	95% ▲
SYNERNET Group Total	186	176	95% ▲	42	40	95% ▲
THE AMERICAN EQUITY UNDERWRITERS	FROIs Filed	Timely FROIs	Compliance	Payments Made	Timely Payments	Compliance
CA323 THE AMERICAN EQUITY UNDERWRITERS	1	0	0%	No Filings	No Filings	No Filings
Total	1	0	0% ▼	No Filings	No Filings	No Filings
THE AMERICAN EQUITY UNDERWRITERS Group Total	1	0	0% ▼	No Filings	No Filings	No Filings

Maine Workers' Compensation Board

Lost Time FROI Filing Benchmark: 85%

Initial Indemnity Payment Benchmark: 87%

▲ Indicates benchmark met or exceeded

▼ Indicates benchmark not met

INSURANCE GROUP COMPLIANCE
Lost Time FROI and Initial Indemnity Payments
First Quarter
1/1/2025 -3/31/2025

Insurance Company	Total Lost Time FROIs Filed	Lost Time FROIs Filed Timely	Compliance Percentage	Total Initial Indemnity Payments Made	Initial Indemnity Payments Made Timely	Compliance Percentage
TRAVELERS INSURANCE	FROIs Filed	Timely FROIs	Compliance	Payments Made	Timely Payments	Compliance
CA072 CHARTER OAK FIRE INSURANCE	No Filings	No Filings	No Filings	1	0	0%
CA164 FARMINGTON CASUALTY	No Filings	No Filings	No Filings	1	1	100%
CA284 PHOENIX INSURANCE	*	*	*	*	*	*
CA306 STANDARD FIRE INSURANCE	2	0	0%	2	2	100%
CA347 TRAVELERS CASUALTY & SURETY	37	29	78%	25	24	96%
CA348 TRAVELERS CASUALTY INSURANCE COMPANY OF AMERICA	4	2	50%	2	2	100%
CA349 TRAVELERS COMMERCIAL CASUALTY	3	2	67%	2	2	100%
CA346 TRAVELERS INDEMNITY COMPANY OF AMERICA	1	1	100%	3	1	33%
CA345 TRAVELERS PROPERTY CASUALTY INSURANCE	9	7	78%	6	6	100%
Total	56	41	73% ▼	42	38	90% ▲
TRAVELERS INSURANCE TPA Administered Claims						
CA110 CONSTITUTION STATE SERVICES	3	2	67%	3	2	67%
CA300 SEDGWICK CLAIMS MANAGEMENT SERVICES	3	2	67%	No Filings	No Filings	No Filings
TPA Total	6	4	67% ▼	3	2	67% ▼
TRAVELERS INSURANCE Group Total	62	45	73% ▼	45	40	89% ▲
TRISTAR CLAIMS MANAGEMENT SERVICES	FROIs Filed	Timely FROIs	Compliance	Payments Made	Timely Payments	Compliance
CA280 TRISTAR CLAIMS MANAGEMENT SERVICES	1	0	0%	1	1	100%
Total	1	0	0% ▼	1	1	100% ▲
TRISTAR CLAIMS MANAGEMENT SERVICES Group Total	1	0	0% ▼	1	1	100% ▲
UNITED WISCONSIN INSURANCE	FROIs Filed	Timely FROIs	Compliance	Payments Made	Timely Payments	Compliance
UNITED WISCONSIN INSURANCE	*	*	*	*	*	*
Total	*	*	*	*	*	*
UNITED WISCONSIN INSURANCE TPA Administered Claims						
CA433 NEXT LEVEL ADMINISTRATOR LLC	7	5	71%	4	4	100%
TPA Total	7	5	71% ▼	4	4	100% ▲
UNITED WISCONSIN INSURANCE Group Total	7	5	71% ▼	4	4	100% ▲
VANLINER INSURANCE	FROIs Filed	Timely FROIs	Compliance	Payments Made	Timely Payments	Compliance
CA379 VANLINER INSURANCE	*	*	*	*	*	*
Total	*	*	*	*	*	*
VANLINER INSURANCE TPA Administered Claims						
CA267 NATIONAL INTERSTATE INSURANCE	1	1	100%	No Filings	No Filings	No Filings
TPA Total	1	1	100% ▲	No Filings	No Filings	No Filings
VANLINER INSURANCE Group Total	1	1	100% ▲	No Filings	No Filings	No Filings

INSURANCE GROUP COMPLIANCE

Lost Time FROI and Initial Indemnity Payments

First Quarter

1/1/2025 -3/31/2025

Insurance Company	Total Lost Time FROIs Filed	Lost Time FROIs Filed Timely	Compliance Percentage	Total Initial Indemnity Payments Made	Initial Indemnity Payments Made Timely	Compliance Percentage
WALMART ASSOCIATES, INC.	FROIs Filed	Timely FROIs	Compliance	Payments Made	Timely Payments	Compliance
CA100 WALMART ASSOCIATES, INC.	88	86	98%	6	6	100%
Total	88	86	98% ▲	6	6	100% ▲
WALMART ASSOCIATES, INC. Group Total	88	86	98% ▲	6	6	100% ▲
WORKERS COMP FUND	FROIs Filed	Timely FROIs	Compliance	Payments Made	Timely Payments	Compliance
WORKERS COMP FUND	*	*	*	*	*	*
Total	*	*	*	*	*	*
WORKERS COMP FUND Group Total	*	*	*	*	*	*
WORKERS COMP FUND GROUP TPA Administered Claims	FROIs Filed	Timely FROIs	Compliance	Payments Made	Timely Payments	Compliance
CA190 GALLAGHER BASSETT SERVICES	1	1	100%	No Filings	No Filings	No Filings
TPA Total	1	1	100% ▲	No Filings	No Filings	No Filings
WORKERS COMP FUND GROUP Group Total	1	1	100% ▲	No Filings	No Filings	No Filings
ZURICH INSURANCE	FROIs Filed	Timely FROIs	Compliance	Payments Made	Timely Payments	Compliance
CA021 AMERICAN GUARANTEE & LIABILITY	1	1	100%	No Filings	No Filings	No Filings
CA022 AMERICAN ZURICH	18	13	72%	6	5	83%
CA400 ZURICH AMERICAN INSURANCE	4	2	50%	2	1	50%
CA404 ZURICH AMERICAN INSURANCE COMPANY OF ILLINOIS	*	*	*	*	*	*
Total	23	16	70% ▼	8	6	75% ▼
ZURICH INSURANCE TPA Administered Claims						
CA040 BROADSPIRE SERVICES	2	2	100%	1	1	100%
CA110 CONSTITUTION STATE SERVICES	1	1	100%	1	1	100%
CA116 CORVEL ENTERPRISE COMP	7	5	71%	1	0	0%
CA117 COTTINGHAM & BUTLER CLAIMS SERVICES	2	0	0%	1	1	100%
CA190 GALLAGHER BASSETT SERVICES	32	29	91%	9	5	56%
CA300 SEDGWICK CLAIMS MANAGEMENT SERVICES	16	9	56%	6	4	67%
TPA Total	60	46	77% ▼	19	12	63% ▼
ZURICH INSURANCE Group Total	83	62	75% ▼	27	18	67% ▼

INSURANCE GROUP COMPLIANCE
Initial MOP and Initial Indemnity NOC Filings
First Quarter
1/1/2025 - 3/31/2025

Insurance Company	Total Initial MOPs Filed	Initial MOPs Filed Timely	Compliance Percentage	Total Initial Indemnity NOCs Filed	Initial Indemnity NOCs Filed Timely	Compliance Percentage
ACADIA INSURANCE	MOPs Filed	Timely MOPs	Compliance	NOCs Filed	Timely NOCs	Compliance
CA010 ACADIA INSURANCE	15	12	80%	8	8	100%
Total	15	12	80% ▼	8	8	100% ▲
ACADIA INSURANCE Group Total	15	12	80% ▼	8	8	100% ▲
ACCIDENT FUND INSURANCE	MOPs Filed	Timely MOPs	Compliance	NOCs Filed	Timely NOCs	Compliance
ACCIDENT FUND INSURANCE	*	*	*	*	*	*
Total	*	*	*	*	*	*
ACCIDENT FUND INSURANCE TPA Administered Claims						
CA190 GALLAGHER BASSETT SERVICES	3	0	0%	1	1	100%
TPA Total	3	0	0% ▼	1	1	100% ▲
ACCIDENT FUND INSURANCE Group Total	3	0	0% ▼	1	1	100% ▲
ACUITY MUTUAL INSURANCE	MOPs Filed	Timely MOPs	Compliance	NOCs Filed	Timely NOCs	Compliance
CA418 ACUITY MUTUAL INSURANCE	No Filings	No Filings	No Filings	No Filings	No Filings	No Filings
Total	No Filings	No Filings	No Filings	No Filings	No Filings	No Filings
ACUITY MUTUAL INSURANCE Group Total	No Filings	No Filings	No Filings	No Filings	No Filings	No Filings
AIG INSURANCE	MOPs Filed	Timely MOPs	Compliance	NOCs Filed	Timely NOCs	Compliance
CA015 AIG CLAIMS, INC	*	*	*	*	*	*
Total	*	*	*	*	*	*
AIG INSURANCE TPA Administered Claims						
CA040 BROADSPIRE SERVICES	No Filings	No Filings	No Filings	No Filings	No Filings	No Filings
CA116 CORVEL ENTERPRISE COMP	1	1	100%	1	1	100%
CA160 ESIS	4	3	75%	No Filings	No Filings	No Filings
CA190 GALLAGHER BASSETT SERVICES	9	4	44%	7	6	86%
CA204 HELMSMAN MANAGEMENT SERVICES	1	1	100%	No Filings	No Filings	No Filings
CA300 SEDGWICK CLAIMS MANAGEMENT SERVICES	6	6	100%	10	10	100%
TPA Total	21	15	71% ▼	18	17	94% ▲
AIG INSURANCE Group Total	21	15	71% ▼	18	17	94% ▲
AIM MUTUAL GROUP	MOPs Filed	Timely MOPs	Compliance	NOCs Filed	Timely NOCs	Compliance
CA472 AIM MUTUAL INSURANCE	6	6	100%	1	1	100%
Total	6	6	100% ▲	1	1	100% ▲
AIM MUTUAL GROUP Group Total	6	6	100% ▲	1	1	100% ▲

INSURANCE GROUP COMPLIANCE
Initial MOP and Initial Indemnity NOC Filings
First Quarter
1/1/2025 - 3/31/2025

Insurance Company	Total Initial MOPs Filed	Initial MOPs Filed Timely	Compliance Percentage	Total Initial Indemnity NOCs Filed	Initial Indemnity NOCs Filed Timely	Compliance Percentage
AMERICAN FINANCIAL GROUP	MOPs Filed	Timely MOPs	Compliance	NOCs Filed	Timely NOCs	Compliance
CA192 GREAT AMERICAN ALLIANCE INSURANCE	1	1	100%	1	0	0%
CA482 GREAT AMERICAN ASSURANCE	*	*	*	*	*	*
Total	1	1	100% ▲	1	0	0% ▼
AMERICAN FINANCIAL GROUP TPA Administered Claims						
CA323 THE AMERICAN EQUITY UNDERWRITERS	No Filings	No Filings	No Filings	No Filings	No Filings	No Filings
TPA Total	No Filings	No Filings	No Filings	No Filings	No Filings	No Filings
AMERICAN FINANCIAL GROUP Group Total	1	1	100% ▲	1	0	0% ▼
AMERISURE INSURANCE	MOPs Filed	Timely MOPs	Compliance	NOCs Filed	Timely NOCs	Compliance
CA013 AMERISURE INSURANCE	*	*	*	*	*	*
AMERISURE MUTUAL INSURANCE	*	*	*	*	*	*
Total	*	*	*	*	*	*
AMERISURE INSURANCE TPA Administered Claims						
CA190 GALLAGHER BASSETT SERVICES	No Filings	No Filings	No Filings	No Filings	No Filings	No Filings
TPA Total	No Filings	No Filings	No Filings	No Filings	No Filings	No Filings
AMERISURE INSURANCE Group Total	No Filings	No Filings	No Filings	No Filings	No Filings	No Filings
AMTRUST INSURANCE	MOPs Filed	Timely MOPs	Compliance	NOCs Filed	Timely NOCs	Compliance
CA437 AMTRUST NORTH AMERICA	9	6	67%	3	0	0%
Total	9	6	67% ▼	3	0	0% ▼
AMTRUST INSURANCE Group Total	9	6	67% ▼	3	0	0% ▼
ARCH INSURANCE	MOPs Filed	Timely MOPs	Compliance	NOCs Filed	Timely NOCs	Compliance
ARCH INSURANCE	*	*	*	*	*	*
Total	*	*	*	*	*	*
ARCH INSURANCE TPA Administered Claims						
CA040 BROADSPIRE SERVICES	2	1	50%	1	1	100%
CA070 CANNON COCHRAN MANAGEMENT SERVICES	3	3	100%	1	1	100%
CA110 CONSTITUTION STATE SERVICES	1	1	100%	No Filings	No Filings	No Filings
CA190 GALLAGHER BASSETT SERVICES	1	1	100%	No Filings	No Filings	No Filings
CA300 SEDGWICK CLAIMS MANAGEMENT SERVICES	No Filings	No Filings	No Filings	No Filings	No Filings	No Filings
TPA Total	7	6	86% ▲	2	2	100% ▲
ARCH INSURANCE Group Total	7	6	86% ▲	2	2	100% ▲

INSURANCE GROUP COMPLIANCE
Initial MOP and Initial Indemnity NOC Filings
First Quarter
1/1/2025 - 3/31/2025

Insurance Company	Total Initial MOPs Filed	Initial MOPs Filed Timely	Compliance Percentage	Total Initial Indemnity NOCs Filed	Initial Indemnity NOCs Filed Timely	Compliance Percentage
AXA INS GROUP	MOPs Filed	Timely MOPs	Compliance	NOCs Filed	Timely NOCs	Compliance
XL INSURANCE AMERICA INC	*	*	*	*	*	*
CA384 XL SPECIALTY INSURANCE	*	*	*	*	*	*
Total	*	*	*	*	*	*
AXA INS GROUP TPA Administered Claims						
CA040 BROADSPIRE SERVICES	1	0	0%	No Filings	No Filings	No Filings
CA070 CANNON COCHRAN MANAGEMENT SERVICES	1	1	100%	No Filings	No Filings	No Filings
CA110 CONSTITUTION STATE SERVICES	3	3	100%	2	2	100%
CA117 COTTINGHAM & BUTLER CLAIMS SERVICES	1	0	0%	No Filings	No Filings	No Filings
CA190 GALLAGHER BASSETT SERVICES	2	0	0%	1	1	100%
CA300 SEDGWICK CLAIMS MANAGEMENT SERVICES	No Filings	No Filings	No Filings	1	1	100%
TPA Total	8	4	50% ▼	4	4	100% ▲
AXA INS GROUP Group Total	8	4	50% ▼	4	4	100% ▲
BARBER FOOD LLC	MOPs Filed	Timely MOPs	Compliance	NOCs Filed	Timely NOCs	Compliance
CA514 BARBER FOOD LLC	2	2	100%	No Filings	No Filings	No Filings
Total	2	2	100% ▲	No Filings	No Filings	No Filings
BARBER FOOD LLC Group Total	2	2	100% ▲	No Filings	No Filings	No Filings
BATH IRON WORKS	MOPs Filed	Timely MOPs	Compliance	NOCs Filed	Timely NOCs	Compliance
CA036 BATH IRON WORKS	12	10	83%	4	3	75%
Total	12	10	83% ▼	4	3	75% ▼
BATH IRON WORKS Group Total	12	10	83% ▼	4	3	75% ▼
BERKLEY CASUALTY	MOPs Filed	Timely MOPs	Compliance	NOCs Filed	Timely NOCs	Compliance
CA485 BERKLEY CASUALTY	*	*	*	*	*	*
Total	*	*	*	*	*	*
BERKLEY CASUALTY TPA Administered Claims						
CA190 GALLAGHER BASSETT SERVICES	No Filings	No Filings	No Filings	No Filings	No Filings	No Filings
TPA Total	No Filings	No Filings	No Filings	No Filings	No Filings	No Filings
BERKLEY CASUALTY Group Total	No Filings	No Filings	No Filings	No Filings	No Filings	No Filings

Maine Workers' Compensation Board

Initial MOP Filing Benchmark: 85%

Initial Indemnity NOC Benchmark: 90%

▲ Indicates benchmark met or exceeded

▼ Indicates benchmark not met

INSURANCE GROUP COMPLIANCE
Initial MOP and Initial Indemnity NOC Filings
First Quarter
1/1/2025 - 3/31/2025

Insurance Company	Total Initial MOPs Filed	Initial MOPs Filed Timely	Compliance Percentage	Total Initial Indemnity NOCs Filed	Initial Indemnity NOCs Filed Timely	Compliance Percentage
BERKSHIRE HATHAWAY GROUP	MOPs Filed	Timely MOPs	Compliance	NOCs Filed	Timely NOCs	Compliance
CA037 BERKSHIRE HATHAWAY DIRECT INSURANCE	1	0	0%	No Filings	No Filings	No Filings
CA114 BERKSHIRE HATHAWAY HOMESTATE INSURANCE	*	*	*	*	*	*
CA115 CONTINENTAL INDEMNITY	*	*	*	*	*	*
CA474 NATIONAL LIABILITY AND FIRE INSURANCE	No Filings	No Filings	No Filings	No Filings	No Filings	No Filings
CA293 REDWOOD FIRE AND CASUALTY INSURANCE	*	*	*	*	*	*
CA520 WELLFLEET INSURANCE	No Filings	No Filings	No Filings	No Filings	No Filings	No Filings
CA498 WELLFLEET NEW YORK INSURANCE	No Filings	No Filings	No Filings	1	0	0%
Total	1	0	0% ▼	1	0	0% ▼
BERKSHIRE HATHAWAY GROUP TPA Administered Claims	MOPs Filed	Timely MOPs	Compliance	NOCs Filed	Timely NOCs	Compliance
CA190 GALLAGHER BASSETT SERVICES	*	*	*	*	*	*
TPA Total	*	*	*	*	*	*
BERKSHIRE HATHAWAY GROUP Group Total	1	0	0% ▼	1	0	0% ▼
BROADSPIRE SERVICES	MOPs Filed	Timely MOPs	Compliance	NOCs Filed	Timely NOCs	Compliance
CA040 BROADSPIRE SERVICES	10	6	60%	6	6	100%
Total	10	6	60% ▼	6	6	100% ▲
BROADSPIRE SERVICES Group Total	10	6	60% ▼	6	6	100% ▲
BROTHERHOOD MUTUAL INSURANCE COMPANY	MOPs Filed	Timely MOPs	Compliance	NOCs Filed	Timely NOCs	Compliance
CA043 BROTHERHOOD MUTUAL INSURANCE COMPANY	*	*	*	*	*	*
Total	*	*	*	*	*	*
BROTHERHOOD MUTUAL INSURANCE COMPANY Group Total	*	*	*	*	*	*
CANNON COCHRAN MANAGEMENT SERVICES	MOPs Filed	Timely MOPs	Compliance	NOCs Filed	Timely NOCs	Compliance
CA070 CANNON COCHRAN MANAGEMENT SERVICES	17	16	94%	10	10	100%
Total	17	16	94% ▲	10	10	100% ▲
CANNON COCHRAN MANAGEMENT SERVICES Group Total	17	16	94% ▲	10	10	100% ▲
CAROLINA CASUALTY INS CO	MOPs Filed	Timely MOPs	Compliance	NOCs Filed	Timely NOCs	Compliance
CAROLINA CASUALTY INS CO	*	*	*	*	*	*
Total	*	*	*	*	*	*
CAROLINA CASUALTY INS CO TPA Administered Claims	MOPs Filed	Timely MOPs	Compliance	NOCs Filed	Timely NOCs	Compliance
CA190 GALLAGHER BASSETT SERVICES	2	2	100%	1	1	100%
TPA Total	2	2	100% ▲	1	1	100% ▲
CAROLINA CASUALTY INS CO Group Total	2	2	100% ▲	1	1	100% ▲

INSURANCE GROUP COMPLIANCE
Initial MOP and Initial Indemnity NOC Filings
First Quarter
1/1/2025 - 3/31/2025

Insurance Company	Total Initial MOPs Filed	Initial MOPs Filed Timely	Compliance Percentage	Total Initial Indemnity NOCs Filed	Initial Indemnity NOCs Filed Timely	Compliance Percentage
CHUBB INSURANCE	MOPs Filed	Timely MOPs	Compliance	NOCs Filed	Timely NOCs	Compliance
ACE INSURANCE	*	*	*	*	*	*
CA072 CHARTER OAK FIRE INSURANCE	*	*	*	*	*	*
CA046 CHUBB INSURANCE	*	*	*	*	*	*
CA090 FEDERAL INSURANCE	*	*	*	*	*	*
INDEMNITY INS CO OF NORTH AMERICA	*	*	*	*	*	*
PACIFIC INDEMNITY CO	*	*	*	*	*	*
Total	*	*	*	*	*	*
CHUBB INSURANCE TPA Administered Claims						
CA070 CANNON COCHRAN MANAGEMENT SERVICES	No Filings	No Filings	No Filings	1	1	100%
CA110 CONSTITUTION STATE SERVICES	1	0	0%	No Filings	No Filings	No Filings
CA116 CORVEL ENTERPRISE COMP	1	1	100%	No Filings	No Filings	No Filings
CA160 ESIS	8	7	88%	No Filings	No Filings	No Filings
CA190 GALLAGHER BASSETT SERVICES	17	10	59%	4	4	100%
CA204 HELMSMAN MANAGEMENT SERVICES	2	2	100%	2	2	100%
CA300 SEDGWICK CLAIMS MANAGEMENT SERVICES	14	10	71%	10	9	90%
TPA Total	43	30	70% ▼	17	16	94% ▲
CHUBB INSURANCE Group Total	43	30	70% ▼	17	16	94% ▲
CIANBRO CORPORATION	MOPs Filed	Timely MOPs	Compliance	NOCs Filed	Timely NOCs	Compliance
CA085 CIANBRO CORPORATION	*	*	*	*	*	*
Total	*	*	*	*	*	*
CIANBRO CORPORATION Group Total	*	*	*	*	*	*
CINCINNATI FINANCIAL GROUP	MOPs Filed	Timely MOPs	Compliance	NOCs Filed	Timely NOCs	Compliance
CA438 CINCINNATI INSURANCE	1	1	100%	No Filings	No Filings	No Filings
Total	1	1	100% ▲	No Filings	No Filings	No Filings
CINCINNATI FINANCIAL GROUP Group Total	1	1	100% ▲	No Filings	No Filings	No Filings

INSURANCE GROUP COMPLIANCE
Initial MOP and Initial Indemnity NOC Filings
First Quarter
1/1/2025 - 3/31/2025

Insurance Company	Total Initial MOPs Filed	Initial MOPs Filed Timely	Compliance Percentage	Total Initial Indemnity NOCs Filed	Initial Indemnity NOCs Filed Timely	Compliance Percentage
CNA INSURANCE	MOPs Filed	Timely MOPs	Compliance	NOCs Filed	Timely NOCs	Compliance
CA017 AMERICAN CASUALTY COMPANY OF READING PA	*	*	*	*	*	*
CA083 CNA CLAIMS PLUS	1	1	100%	No Filings	No Filings	No Filings
CA050 CONTINENTAL CASUALTY	*	*	*	*	*	*
CA271 NATIONAL FIRE INSURANCE	1	1	100%	No Filings	No Filings	No Filings
CA087 THE CONTINENTAL INSURANCE	*	*	*	*	*	*
CA314 TRANSPORTATION INSURANCE	*	*	*	*	*	*
CA329 VALLEY FORGE INSURANCE COMPANY	2	2	100%	No Filings	No Filings	No Filings
Total	4	4	100% ▲	No Filings	No Filings	No Filings
CNA INSURANCE TPA Administered Claims						
CA190 GALLAGHER BASSETT SERVICES	No Filings	No Filings	No Filings	No Filings	No Filings	No Filings
CA300 SEDGWICK CLAIMS MANAGEMENT SERVICES	No Filings	No Filings	No Filings	No Filings	No Filings	No Filings
TPA Total	No Filings	No Filings	No Filings	No Filings	No Filings	No Filings
CNA INSURANCE Group Total	4	4	100% ▲	No Filings	No Filings	No Filings
CONSTITUTION STATE SERVICES	MOPs Filed	Timely MOPs	Compliance	NOCs Filed	Timely NOCs	Compliance
CA110 CONSTITUTION STATE SERVICES	9	6	67%	2	2	100%
Total	9	6	67% ▼	2	2	100% ▲
CONSTITUTION STATE SERVICES Group Total	9	6	67% ▼	2	2	100% ▲
CORVEL ENTERPRISE COMP	MOPs Filed	Timely MOPs	Compliance	NOCs Filed	Timely NOCs	Compliance
CA116 CORVEL ENTERPRISE COMP	5	2	40%	7	7	100%
Total	5	2	40% ▼	7	7	100% ▲
CORVEL ENTERPRISE COMP Group Total	5	2	40% ▼	7	7	100% ▲
COTTINGHAM & BUTLER CLAIMS SERVICES	MOPs Filed	Timely MOPs	Compliance	NOCs Filed	Timely NOCs	Compliance
CA117 COTTINGHAM & BUTLER CLAIMS SERVICES	2	1	50%	No Filings	No Filings	No Filings
Total	2	1	50% ▼	No Filings	No Filings	No Filings
COTTINGHAM & BUTLER CLAIMS SERVICES Group Total	2	1	50% ▼	No Filings	No Filings	No Filings
CROSS INSURANCE	MOPs Filed	Timely MOPs	Compliance	NOCs Filed	Timely NOCs	Compliance
CA093 CROSS INSURANCE	26	23	88%	68	68	100%
Total	26	23	88% ▲	68	68	100% ▲
CROSS INSURANCE Group Total	26	23	88% ▲	68	68	100% ▲
DELHAIZE AMERICA LLC	MOPs Filed	Timely MOPs	Compliance	NOCs Filed	Timely NOCs	Compliance
CA496 DELHAIZE AMERICA LLC	25	21	84%	5	3	60%
Total	25	21	84% ▼	5	3	60% ▼
DELHAIZE AMERICA LLC Group Total	25	21	84% ▼	5	3	60% ▼

INSURANCE GROUP COMPLIANCE
Initial MOP and Initial Indemnity NOC Filings
First Quarter
1/1/2025 - 3/31/2025

Insurance Company	Total Initial MOPs Filed	Initial MOPs Filed Timely	Compliance Percentage	Total Initial Indemnity NOCs Filed	Initial Indemnity NOCs Filed Timely	Compliance Percentage
EASTERN ALLIANCE INSURANCE	MOPs Filed	Timely MOPs	Compliance	NOCs Filed	Timely NOCs	Compliance
CA141 EASTERN ALLIANCE INSURANCE	15	14	93%	7	4	57%
Total	15	14	93% ▲	7	4	57% ▼
EASTERN ALLIANCE INSURANCE Group Total	15	14	93% ▲	7	4	57% ▼
EMPLOYERS HOLDINGS GROUP	MOPs Filed	Timely MOPs	Compliance	NOCs Filed	Timely NOCs	Compliance
CA480 EMPLOYERS ASSURANCE COMPANY	No Filings	No Filings	No Filings	No Filings	No Filings	No Filings
CA481 EMPLOYERS COMPENSATION INSURANCE	*	*	*	*	*	*
CA479 EMPLOYERS PREFERRED INSURANCE	No Filings	No Filings	No Filings	No Filings	No Filings	No Filings
Total	No Filings	No Filings	No Filings	No Filings	No Filings	No Filings
EMPLOYERS HOLDINGS GROUP Group Total	No Filings	No Filings	No Filings	No Filings	No Filings	No Filings
ESIS	MOPs Filed	Timely MOPs	Compliance	NOCs Filed	Timely NOCs	Compliance
CA160 ESIS	12	10	83%	No Filings	No Filings	No Filings
Total	12	10	83% ▼	No Filings	No Filings	No Filings
ESIS Group Total	12	10	83% ▼	No Filings	No Filings	No Filings
EVEREST REINS HOLDINGS GROUP	MOPs Filed	Timely MOPs	Compliance	NOCs Filed	Timely NOCs	Compliance
EVEREST REINS HOLDINGS	*	*	*	*	*	*
Total	*	*	*	*	*	*
EVEREST REINS HOLDINGS GROUP TPA Administered Claims						
CA116 CORVEL ENTERPRISE COMP	No Filings	No Filings	No Filings	No Filings	No Filings	No Filings
CA190 GALLAGHER BASSETT SERVICES	No Filings	No Filings	No Filings	No Filings	No Filings	No Filings
CA300 SEDGWICK CLAIMS MANAGEMENT SERVICES	No Filings	No Filings	No Filings	No Filings	No Filings	No Filings
TPA Total	No Filings	No Filings	No Filings	No Filings	No Filings	No Filings
EVEREST REINS HOLDINGS GROUP Group Total	No Filings	No Filings	No Filings	No Filings	No Filings	No Filings
FAIRFAX FINANCIAL GROUP	MOPs Filed	Timely MOPs	Compliance	NOCs Filed	Timely NOCs	Compliance
CA257 NORTH RIVER INSURANCE	*	*	*	*	*	*
CA375 UNITED STATES FIRE INSURANCE	*	*	*	*	*	*
13145 ZENITH INSURANCE	*	*	*	*	*	*
Total	*	*	*	*	*	*
FAIRFAX FINANCIAL GROUP TPA Administered Claims						
CA040 BROADSPIRE SERVICES	No Filings	No Filings	No Filings	No Filings	No Filings	No Filings
TPA Total	No Filings	No Filings	No Filings	No Filings	No Filings	No Filings
FAIRFAX FINANCIAL GROUP Group Total	No Filings	No Filings	No Filings	No Filings	No Filings	No Filings
FEDERATED MUTUAL INSURANCE	MOPs Filed	Timely MOPs	Compliance	NOCs Filed	Timely NOCs	Compliance
CA091 FEDERATED MUTUAL INSURANCE	4	2	50%	No Filings	No Filings	No Filings
Total	4	2	50% ▼	No Filings	No Filings	No Filings
FEDERATED MUTUAL INSURANCE Group Total	4	2	50% ▼	No Filings	No Filings	No Filings

INSURANCE GROUP COMPLIANCE
Initial MOP and Initial Indemnity NOC Filings
First Quarter
1/1/2025 - 3/31/2025

Insurance Company	Total Initial MOPs Filed	Initial MOPs Filed Timely	Compliance Percentage	Total Initial Indemnity NOCs Filed	Initial Indemnity NOCs Filed Timely	Compliance Percentage
FIREMAN'S FUND INSURANCE CA170 FIREMAN'S FUND INSURANCE	MOPs Filed *	Timely MOPs *	Compliance *	NOCs Filed *	Timely NOCs *	Compliance *
Total	*	*	*	*	*	*
FIREMAN'S FUND INSURANCE TPA Administered Claims CA190 GALLAGHER BASSETT SERVICES	1	1	100%	No Filings	No Filings	No Filings
TPA Total	1	1	100% ▲	No Filings	No Filings	No Filings
FIREMAN'S FUND INSURANCE Group Total	1	1	100% ▲	No Filings	No Filings	No Filings
FRANKENMUTH INSURANCE CA095 FRANKENMUTH INSURANCE	MOPs Filed *	Timely MOPs *	Compliance *	NOCs Filed *	Timely NOCs *	Compliance *
Total	*	*	*	*	*	*
FRANKENMUTH INSURANCE Group Total	*	*	*	*	*	*
FUTURECOMP CA175 FUTURECOMP	MOPs Filed 8	Timely MOPs 8	Compliance 100%	NOCs Filed 2	Timely NOCs 2	Compliance 100%
Total	8	8	100% ▲	2	2	100% ▲
FUTURECOMP Group Total	8	8	100% ▲	2	2	100% ▲
GALLAGHER BASSETT SERVICES CA190 GALLAGHER BASSETT SERVICES	MOPs Filed 79	Timely MOPs 36	Compliance 46%	NOCs Filed 23	Timely NOCs 21	Compliance 91%
Total	79	36	46% ▼	23	21	91% ▲
GALLAGHER BASSETT SERVICES Group Total	79	36	46% ▼	23	21	91% ▲
GROUP 1001 INS HOLDINGS GRP CLEAR SPRING PROPERTY & CASUALTY	MOPs Filed *	Timely MOPs *	Compliance *	NOCs Filed *	Timely NOCs *	Compliance *
Total	*	*	*	*	*	*
GROUP 1001 INS HOLDINGS GRP TPA Administered Claims CA300 SEDGWICK CLAIMS MANAGEMENT SERVICES	3	1	33%	1	1	100%
TPA Total	3	1	33% ▼	1	1	100% ▲
GROUP 1001 INS HOLDINGS GRP Group Total	3	1	33% ▼	1	1	100% ▲
GUARD INSURANCE CA019 AMGUARD INSURANCE CA140 EASTGUARD INSURANCE CA272 NORGUARD INSURANCE	MOPs Filed 1 * 1	Timely MOPs 1 * 1	Compliance 100% * 100%	NOCs Filed No Filings * No Filings	Timely NOCs No Filings * No Filings	Compliance No Filings * No Filings
Total	2	2	100% ▲	No Filings	No Filings	No Filings
GUARD INSURANCE Group Total	2	2	100% ▲	No Filings	No Filings	No Filings

INSURANCE GROUP COMPLIANCE
Initial MOP and Initial Indemnity NOC Filings
First Quarter
1/1/2025 - 3/31/2025

Insurance Company	Total Initial MOPs Filed	Initial MOPs Filed Timely	Compliance Percentage	Total Initial Indemnity NOCs Filed	Initial Indemnity NOCs Filed Timely	Compliance Percentage
HANOVER INSURANCE	MOPs Filed	Timely MOPs	Compliance	NOCs Filed	Timely NOCs	Compliance
CA428 ALLMERICA FINANCIAL BENEFIT INSURANCE	1	1	100%	No Filings	No Filings	No Filings
CA048 CITIZENS INSURANCE COMPANY OF AMERICA	2	2	100%	No Filings	No Filings	No Filings
CA429 HANOVER AMERICAN INSURANCE	1	1	100%	1	0	0%
CA202 HANOVER INSURANCE	1	0	0%	No Filings	No Filings	No Filings
CA228 MASSACHUSETTS BAY INSURANCE	No Filings	No Filings	No Filings	No Filings	No Filings	No Filings
Total	5	4	80% ▼	1	0	0% ▼
HANOVER INSURANCE Group Total	5	4	80% ▼	1	0	0% ▼
HARTFORD INSURANCE	MOPs Filed	Timely MOPs	Compliance	NOCs Filed	Timely NOCs	Compliance
CA188 HARTFORD ACCIDENT & INDEMNITY	2	2	100%	No Filings	No Filings	No Filings
CA185 HARTFORD CASUALTY INSURANCE	*	*	*	*	*	*
CA203 HARTFORD FIRE INSURANCE	*	*	*	*	*	*
CA186 HARTFORD INSURANCE COMPANY OF THE MIDWEST	2	1	50%	1	1	100%
CA187 HARTFORD UNDERWRITERS INSURANCE	6	6	100%	No Filings	No Filings	No Filings
CA288 PROPERTY & CASUALTY INSURANCE COMPANY OF HARTFORD	6	2	33%	3	3	100%
CA296 SENTINEL INSURANCE	1	0	0%	1	1	100%
CA319 TRUMBULL INSURANCE	1	1	100%	No Filings	No Filings	No Filings
CA321 TWIN CITY FIRE INSURANCE	3	3	100%	No Filings	No Filings	No Filings
Total	21	15	71% ▼	5	5	100% ▲
HARTFORD INSURANCE TPA Administered Claims						
CA070 CANNON COCHRAN MANAGEMENT SERVICES	No Filings	No Filings	No Filings	1	1	100%
CA116 CORVEL ENTERPRISE COMP	No Filings	No Filings	No Filings	No Filings	No Filings	No Filings
CA190 GALLAGHER BASSETT SERVICES	1	0	0%	No Filings	No Filings	No Filings
CA300 SEDGWICK CLAIMS MANAGEMENT SERVICES	No Filings	No Filings	No Filings	No Filings	No Filings	No Filings
TPA Total	1	0	0% ▼	1	1	100% ▲
HARTFORD INSURANCE Group Total	22	15	68% ▼	6	6	100% ▲
HELMSMAN MANAGEMENT SERVICES	MOPs Filed	Timely MOPs	Compliance	NOCs Filed	Timely NOCs	Compliance
CA204 HELMSMAN MANAGEMENT SERVICES	7	7	100%	2	2	100%
Total	7	7	100% ▲	2	2	100% ▲
HELMSMAN MANAGEMENT SERVICES Group Total	7	7	100% ▲	2	2	100% ▲
HOUSTON INT INS GROUP	MOPs Filed	Timely MOPs	Compliance	NOCs Filed	Timely NOCs	Compliance
IMPERIUM INSURANCE	*	*	*	*	*	*
Total	*	*	*	*	*	*
HOUSTON INT INS GROUP TPA Administered Claims						
CA190 GALLAGHER BASSETT SERVICES	3	3	100%	No Filings	No Filings	No Filings
TPA Total	3	3	100% ▲	No Filings	No Filings	No Filings
HOUSTON INT INS GROUP Group Total	3	3	100% ▲	No Filings	No Filings	No Filings

Maine Workers' Compensation Board

Initial MOP Filing Benchmark: 85%

Initial Indemnity NOC Benchmark: 90%

▲ Indicates benchmark met or exceeded

▼ Indicates benchmark not met

INSURANCE GROUP COMPLIANCE
Initial MOP and Initial Indemnity NOC Filings
First Quarter
1/1/2025 - 3/31/2025

Insurance Company	Total Initial MOPs Filed	Initial MOPs Filed Timely	Compliance Percentage	Total Initial Indemnity NOCs Filed	Initial Indemnity NOCs Filed Timely	Compliance Percentage
KEY RISK INSURANCE	MOPs Filed	Timely MOPs	Compliance	NOCs Filed	Timely NOCs	Compliance
KEY RISK INSURANCE	*	*	*	*	*	*
Total	*	*	*	*	*	*
KEY RISK INSURANCE TPA Administered Claims						
CA190 GALLAGHER BASSETT SERVICES	No Filings	No Filings	No Filings	No Filings	No Filings	No Filings
TPA Total	No Filings	No Filings	No Filings	No Filings	No Filings	No Filings
KEY RISK INSURANCE Group Total	No Filings	No Filings	No Filings	No Filings	No Filings	No Filings
LIBERTY MUTUAL INSURANCE	MOPs Filed	Timely MOPs	Compliance	NOCs Filed	Timely NOCs	Compliance
CA003 AMERICAN FIRE & CASUALTY INSURANCE	No Filings	No Filings	No Filings	No Filings	No Filings	No Filings
CA380 EMPLOYERS INSURANCE OF WAUSAU	*	*	*	*	*	*
CA210 LIBERTY MUTUAL INSURANCE	22	20	91%	15	14	93%
CA406 OHIO CASUALTY INSURANCE	*	*	*	*	*	*
CA407 OHIO SECURITY INSURANCE	1	1	100%	No Filings	No Filings	No Filings
CA408 WEST AMERICAN INSURANCE	*	*	*	*	*	*
Total	23	21	91% ▲	15	14	93% ▲
LIBERTY MUTUAL INSURANCE TPA Administered Claims						
CA160 ESIS	No Filings	No Filings	No Filings	No Filings	No Filings	No Filings
CA190 GALLAGHER BASSETT SERVICES	No Filings	No Filings	No Filings	1	1	100%
CA300 SEDGWICK CLAIMS MANAGEMENT SERVICES	1	1	100%	1	1	100%
TPA Total	1	1	100% ▲	2	2	100% ▲
LIBERTY MUTUAL INSURANCE Group Total	24	22	92% ▲	17	16	94% ▲
MAINE AUTOMOBILE DEALERS ASSOCIATION	MOPs Filed	Timely MOPs	Compliance	NOCs Filed	Timely NOCs	Compliance
CA220 MAINE AUTOMOBILE DEALERS ASSOCIATION	1	0	0%	No Filings	No Filings	No Filings
Total	1	0	0% ▼	No Filings	No Filings	No Filings
MAINE AUTOMOBILE DEALERS ASSOCIATION Group Total	1	0	0% ▼	No Filings	No Filings	No Filings
MAINE EMPLOYERS' MUTUAL INSURANCE	MOPs Filed	Timely MOPs	Compliance	NOCs Filed	Timely NOCs	Compliance
CA260 MAINE EMPLOYERS' MUTUAL INSURANCE	332	275	83%	163	146	90%
Total	332	275	83% ▼	163	146	90% ▲
MAINE EMPLOYERS' MUTUAL INSURANCE Group Total	332	275	83% ▼	163	146	90% ▲
MAINE HEALTHCARE ASSOCIATION	MOPs Filed	Timely MOPs	Compliance	NOCs Filed	Timely NOCs	Compliance
CA234 MAINE HEALTHCARE ASSOCIATION	7	7	100%	8	8	100%
Total	7	7	100% ▲	8	8	100% ▲
MAINE HEALTHCARE ASSOCIATION Group Total	7	7	100% ▲	8	8	100% ▲

INSURANCE GROUP COMPLIANCE
Initial MOP and Initial Indemnity NOC Filings
First Quarter
1/1/2025 - 3/31/2025

Insurance Company	Total Initial MOPs Filed	Initial MOPs Filed Timely	Compliance Percentage	Total Initial Indemnity NOCs Filed	Initial Indemnity NOCs Filed Timely	Compliance Percentage
MAINE MOTOR TRANSPORT ASSOCIATION CA230 MAINE MOTOR TRANSPORT ASSOCIATION	MOPs Filed 6	Timely MOPs 6	Compliance 100%	NOCs Filed 2	Timely NOCs 2	Compliance 100%
Total	6	6	100% ▲	2	2	100% ▲
MAINE MOTOR TRANSPORT ASSOCIATION Group Total	6	6	100% ▲	2	2	100% ▲
MAINE MUNICIPAL ASSOCIATION CA225 MAINE MUNICIPAL ASSOCIATION	MOPs Filed 49	Timely MOPs 46	Compliance 94%	NOCs Filed 51	Timely NOCs 50	Compliance 98%
Total	49	46	94% ▲	51	50	98% ▲
MAINE MUNICIPAL ASSOCIATION Group Total	49	46	94% ▲	51	50	98% ▲
MAINE SCHOOL MANAGEMENT ASSOCIATION CA250 MAINE SCHOOL MANAGEMENT ASSOCIATION	MOPs Filed 31	Timely MOPs 28	Compliance 90%	NOCs Filed 8	Timely NOCs 8	Compliance 100%
Total	31	28	90% ▲	8	8	100% ▲
MAINE SCHOOL MANAGEMENT ASSOCIATION Group Total	31	28	90% ▲	8	8	100% ▲
MARKEL CORP GROUP CA434 MARKEL SERVICE INCORPORATED	MOPs Filed *	Timely MOPs *	Compliance *	NOCs Filed *	Timely NOCs *	Compliance *
Total	*	*	*	*	*	*
MARKEL CORP GROUP TPA Administered Claims CA040 BROADSPIRE SERVICES CA070 CANNON COCHRAN MANAGEMENT SERVICES	No Filings 1	No Filings 0	No Filings 0%	No Filings No Filings	No Filings No Filings	No Filings No Filings
TPA Total	1	0	0% ▼	No Filings	No Filings	No Filings
MARKEL CORP GROUP Group Total	1	0	0% ▼	No Filings	No Filings	No Filings
NATIONAL INTERSTATE INSURANCE CA267 NATIONAL INTERSTATE INSURANCE COMPANY	MOPs Filed 2	Timely MOPs 2	Compliance 100%	NOCs Filed No Filings	Timely NOCs No Filings	Compliance No Filings
Total	2	2	100% ▲	No Filings	No Filings	No Filings
NATIONAL INTERSTATE INSURANCE Group Total	2	2	100% ▲	No Filings	No Filings	No Filings
NATIONWIDE INSURANCE CA291 NATIONWIDE AGRIBUSINESS INSURANCE CA477 NATIONWIDE GENERAL INSURANCE CA473 NATIONWIDE INSURANCE CO OF AMERICA CA517 NATIONWIDE PROPERTY & CASUALTY INSURANCE	MOPs Filed 1 * * 1	Timely MOPs 1 * * 0	Compliance 100% * * 0%	NOCs Filed No Filings * * No Filings	Timely NOCs No Filings * * No Filings	Compliance No Filings * * No Filings
Total	2	1	50% ▼	No Filings	No Filings	No Filings
NATIONWIDE INSURANCE TPA Administered Claims CA116 CORVEL ENTERPRISE COMP CA190 GALLAGHER BASSETT SERVICES	No Filings No Filings	No Filings No Filings	No Filings No Filings	No Filings No Filings	No Filings No Filings	No Filings No Filings
TPA Total	No Filings	No Filings	No Filings	No Filings	No Filings	No Filings
NATIONWIDE INSURANCE Group Total	2	1	50% ▼	No Filings	No Filings	No Filings

INSURANCE GROUP COMPLIANCE

Initial MOP and Initial Indemnity NOC Filings

First Quarter

1/1/2025 - 3/31/2025

Insurance Company	Total Initial MOPs Filed	Initial MOPs Filed Timely	Compliance Percentage	Total Initial Indemnity NOCs Filed	Initial Indemnity NOCs Filed Timely	Compliance Percentage
NEXT LEVEL ADMINISTRATORS LLC	MOPs Filed	Timely MOPs	Compliance	NOCs Filed	Timely NOCs	Compliance
CA433 NEXT LEVEL ADMINISTRATOR LLC	4	2	50%	1	0	0%
Total	4	2	50% ▼	1	0	0% ▼
NEXT LEVEL ADMINISTRATORS LLC Group Total	4	2	50% ▼	1	0	0% ▼
NGM INSURANCE	MOPs Filed	Timely MOPs	Compliance	NOCs Filed	Timely NOCs	Compliance
CA265 NGM INSURANCE	*	*	*	*	*	*
Total	*	*	*	*	*	*
NGM INSURANCE TPA Administered Claims						
CA300 SEDGWICK CLAIMS MANAGEMENT SERVICES	No Filings	No Filings	No Filings	No Filings	No Filings	No Filings
TPA Total	No Filings	No Filings	No Filings	No Filings	No Filings	No Filings
NGM INSURANCE Group Total	No Filings	No Filings	No Filings	No Filings	No Filings	No Filings
OLD REPUBLIC INSURANCE	MOPs Filed	Timely MOPs	Compliance	NOCs Filed	Timely NOCs	Compliance
CA196 GREAT WEST CASUALTY	*	*	*	*	*	*
OLD REPUBLIC GENERAL INSURANCE CORP.	*	*	*	*	*	*
OLD REPUBLIC INSURANCE	*	*	*	*	*	*
Total	*	*	*	*	*	*
OLD REPUBLIC INSURANCE TPA Administered Claims						
CA040 BROADSPIRE SERVICES	No Filings	No Filings	No Filings	No Filings	No Filings	No Filings
CA070 CANNON COCHRAN MANAGEMENT SERVICES	6	6	100%	3	3	100%
CA190 GALLAGHER BASSETT SERVICES	3	0	0%	No Filings	No Filings	No Filings
CA204 HELMSMAN MANAGEMENT SERVICES	2	2	100%	No Filings	No Filings	No Filings
CA300 SEDGWICK CLAIMS MANAGEMENT SERVICES	2	2	100%	1	1	100%
CA280 TRISTAR CLAIMS MANAGEMENT SERVICES	1	0	0%	No Filings	No Filings	No Filings
TPA Total	14	10	71% ▼	4	4	100% ▲
OLD REPUBLIC INSURANCE Group Total	14	10	71% ▼	4	4	100% ▲
ONEBEACON INSURANCE	MOPs Filed	Timely MOPs	Compliance	NOCs Filed	Timely NOCs	Compliance
CA035 ATLANTIC SPECIALTY INSURANCE	*	*	*	*	*	*
OBI NATIONAL INSURANCE	*	*	*	*	*	*
Total	*	*	*	*	*	*
ONEBEACON INSURANCE Group Total	*	*	*	*	*	*

Maine Workers' Compensation Board

Initial MOP Filing Benchmark: 85%

Initial Indemnity NOC Benchmark: 90%

▲ Indicates benchmark met or exceeded

▼ Indicates benchmark not met

INSURANCE GROUP COMPLIANCE
Initial MOP and Initial Indemnity NOC Filings
First Quarter
1/1/2025 - 3/31/2025

Insurance Company	Total Initial MOPs Filed	Initial MOPs Filed Timely	Compliance Percentage	Total Initial Indemnity NOCs Filed	Initial Indemnity NOCs Filed Timely	Compliance Percentage
PENNSYLVANIA MFG ASSN	MOPs Filed	Timely MOPs	Compliance	NOCs Filed	Timely NOCs	Compliance
MANUFACTURERS ALLIANCE INSURANCE	*	*	*	*	*	*
PENNSYLVANIA MFG ASSN	*	*	*	*	*	*
PENNSYLVANIA MFG INDEMNITY CO	*	*	*	*	*	*
Total	*	*	*	*	*	*
PENNSYLVANIA MFG ASSN TPA Administered Claims						
CA190 GALLAGHER BASSETT SERVICES	No Filings	No Filings	No Filings	1	1	100%
CA323 THE AMERICAN EQUITY UNDERWRITERS	*	*	*	*	*	*
TPA Total	No Filings	No Filings	No Filings	1	1	100% ▲
PENNSYLVANIA MFG ASSN Group Total	No Filings	No Filings	No Filings	1	1	100% ▲
PROTECTIVE INSURANCE	MOPs Filed	Timely MOPs	Compliance	NOCs Filed	Timely NOCs	Compliance
CA277 PROTECTIVE INSURANCE COMPANY	*	*	*	*	*	*
Total	*	*	*	*	*	*
PROTECTIVE INSURANCE TPA Administered Claims						
CA040 BROADSPIRE SERVICES	4	3	75%	4	4	100%
TPA Total	4	3	75% ▼	4	4	100% ▲
PROTECTIVE INSURANCE Group Total	4	3	75% ▼	4	4	100% ▲
QBE INSURANCE GROUP	MOPs Filed	Timely MOPs	Compliance	NOCs Filed	Timely NOCs	Compliance
QBE INSURANCE GROUP	*	*	*	*	*	*
Total	*	*	*	*	*	*
QBE INSURANCE GROUP TPA Administered Claims						
CA300 SEDGWICK CLAIMS MANAGEMENT SERVICES	3	2	67%	2	2	100%
TPA Total	3	2	67% ▼	2	2	100% ▲
QBE INSURANCE GROUP Group Total	3	2	67% ▼	2	2	100% ▲
SAFETY NATIONAL CASUALTY CORP	MOPs Filed	Timely MOPs	Compliance	NOCs Filed	Timely NOCs	Compliance
SAFETY NATIONAL CASUALTY CORP	*	*	*	*	*	*
Total	*	*	*	*	*	*
SAFETY NATIONAL CASUALTY CORP TPA Administered Claims						
CA040 BROADSPIRE SERVICES	1	1	100%	1	1	100%
CA070 CANNON COCHRAN MANAGEMENT SERVICES	No Filings	No Filings	No Filings	No Filings	No Filings	No Filings
CA116 CORVEL ENTERPRISE COMP	2	0	0%	1	1	100%
CA190 GALLAGHER BASSETT SERVICES	1	1	100%	1	1	100%
CA204 HELMSMAN MANAGEMENT SERVICES	1	1	100%	No Filings	No Filings	No Filings
CA300 SEDGWICK CLAIMS MANAGEMENT SERVICES	No Filings	No Filings	No Filings	2	2	100%
TPA Total	5	3	60% ▼	5	5	100% ▲
SAFETY NATIONAL CASUALTY CORP Group Total	5	3	60% ▼	5	5	100% ▲

INSURANCE GROUP COMPLIANCE
Initial MOP and Initial Indemnity NOC Filings
First Quarter
1/1/2025 - 3/31/2025

Insurance Company	Total Initial MOPs Filed	Initial MOPs Filed Timely	Compliance Percentage	Total Initial Indemnity NOCs Filed	Initial Indemnity NOCs Filed Timely	Compliance Percentage
SEDGWICK CLAIMS MANAGEMENT SERVICES CA300 SEDGWICK CLAIMS MANAGEMENT SERVICES	MOPs Filed 46	Timely MOPs 32	Compliance 70%	NOCs Filed 41	Timely NOCs 40	Compliance 98%
Total	46	32	70% ▼	41	40	98% ▲
SEDGWICK CLAIMS MANAGEMENT SERVICES Group Total	46	32	70% ▼	41	40	98% ▲
SENTRY INSURANCE CA426 MIDDLESEX INSURANCE COMPANY CA402 SENTRY CASUALTY CA305 SENTRY INSURANCE CA308 SENTRY SELECT INSURANCE	MOPs Filed * * 1 *	Timely MOPs * * 1 *	Compliance * * 100% *	NOCs Filed * * No Filings *	Timely NOCs * * No Filings *	Compliance * * No Filings *
Total	1	1	100% ▲	No Filings	No Filings	No Filings
SENTRY INSURANCE Group Total	1	1	100% ▲	No Filings	No Filings	No Filings
SOMPO JAPAN INSURANCE SOMPO JAPAN INSURANCE COMPANY OF AMERICA	MOPs Filed *	Timely MOPs *	Compliance *	NOCs Filed *	Timely NOCs *	Compliance *
Total	*	*	*	*	*	*
SOMPO JAPAN INSURANCE TPA Administered Claims CA190 GALLAGHER BASSETT SERVICES	No Filings	No Filings	No Filings	No Filings	No Filings	No Filings
TPA Total	No Filings	No Filings	No Filings	No Filings	No Filings	No Filings
SOMPO JAPAN INSURANCE Group Total	No Filings	No Filings	No Filings	No Filings	No Filings	No Filings
STARNET INSURANCE STARNET INSURANCE	MOPs Filed *	Timely MOPs *	Compliance *	NOCs Filed *	Timely NOCs *	Compliance *
Total	*	*	*	*	*	*
STARNET INSURANCE TPA Administered Claims CA190 GALLAGHER BASSETT SERVICES	1	0	0%	No Filings	No Filings	No Filings
TPA Total	1	0	0% ▼	No Filings	No Filings	No Filings
STARNET INSURANCE Group Total	1	0	0% ▼	No Filings	No Filings	No Filings
STARR INDEMNITY INSURANCE STARR INDEMNITY INSURANCE	MOPs Filed *	Timely MOPs *	Compliance *	NOCs Filed *	Timely NOCs *	Compliance *
Total	*	*	*	*	*	*
STARR INDEMNITY INSURANCE TPA Administered Claims CA040 BROADSPIRE SERVICES CA190 GALLAGHER BASSETT SERVICES CA300 SEDGWICK CLAIMS MANAGEMENT SERVICES	1 5 2	0 1 1	0% 20% 50%	No Filings No Filings 1	No Filings No Filings 1	No Filings No Filings 100%
TPA Total	8	2	25% ▼	1	1	100% ▲
STARR INDEMNITY INSURANCE Group Total	8	2	25% ▼	1	1	100% ▲

INSURANCE GROUP COMPLIANCE
Initial MOP and Initial Indemnity NOC Filings
First Quarter
1/1/2025 - 3/31/2025

Insurance Company	Total Initial MOPs Filed	Initial MOPs Filed Timely	Compliance Percentage	Total Initial Indemnity NOCs Filed	Initial Indemnity NOCs Filed Timely	Compliance Percentage
STARSTONE NATIONAL INSURANCE	MOPs Filed	Timely MOPs	Compliance	NOCs Filed	Timely NOCs	Compliance
STARSTONE NATIONAL INSURANCE	*	*	*	*	*	*
Total	*	*	*	*	*	*
STARSTONE NATIONAL INSURANCE TPA Administered Claims						
CA070 CANNON COCHRAN MANAGEMENT SERVICES	No Filings	No Filings	No Filings	No Filings	No Filings	No Filings
TPA Total	No Filings	No Filings	No Filings	No Filings	No Filings	No Filings
STARSTONE NATIONAL INSURANCE Group Total	No Filings	No Filings	No Filings	No Filings	No Filings	No Filings
STATE OF MAINE WORKERS' COMPENSATION TRUST	MOPs Filed	Timely MOPs	Compliance	NOCs Filed	Timely NOCs	Compliance
CA307 STATE OF MAINE WORKERS' COMPENSATION TRUST	24	24	100%	29	28	97%
Total	24	24	100% ▲	29	28	97% ▲
STATE OF MAINE WORKERS' COMPENSATION TRUST Group Total	24	24	100% ▲	29	28	97% ▲
SYNERNET	MOPs Filed	Timely MOPs	Compliance	NOCs Filed	Timely NOCs	Compliance
CA320 SYNERNET	42	39	93%	24	24	100%
Total	42	39	93% ▲	24	24	100% ▲
SYNERNET Group Total	42	39	93% ▲	24	24	100% ▲
THE AMERICAN EQUITY UNDERWRITERS	MOPs Filed	Timely MOPs	Compliance	NOCs Filed	Timely NOCs	Compliance
CA323 THE AMERICAN EQUITY UNDERWRITERS	No Filings	No Filings	No Filings	No Filings	No Filings	No Filings
Total	No Filings	No Filings	No Filings	No Filings	No Filings	No Filings
THE AMERICAN EQUITY UNDERWRITERS Group Total	No Filings	No Filings	No Filings	No Filings	No Filings	No Filings
TRAVELERS INSURANCE	MOPs Filed	Timely MOPs	Compliance	NOCs Filed	Timely NOCs	Compliance
CA072 CHARTER OAK FIRE INSURANCE	1	0	0%	1	0	0%
CA164 FARMINGTON CASUALTY	1	1	100%	No Filings	No Filings	No Filings
CA284 PHOENIX INSURANCE	*	*	*	*	*	*
CA306 STANDARD FIRE INSURANCE	2	2	100%	No Filings	No Filings	No Filings
CA347 TRAVELERS CASUALTY & SURETY	25	22	88%	1	1	100%
CA348 TRAVELERS CASUALTY INSURANCE COMPANY OF AMERICA	2	2	100%	No Filings	No Filings	No Filings
CA349 TRAVELERS COMMERCIAL CASUALTY	2	2	100%	No Filings	No Filings	No Filings
CA346 TRAVELERS INDEMNITY COMPANY OF AMERICA	3	1	33%	No Filings	No Filings	No Filings
CA345 TRAVELERS PROPERTY CASUALTY INSURANCE	6	5	83%	No Filings	No Filings	No Filings
Total	42	35	83% ▼	2	1	50% ▼
TRAVELERS INSURANCE TPA Administered Claims						
CA110 CONSTITUTION STATE SERVICES	3	2	67%	No Filings	No Filings	No Filings
CA300 SEDGWICK CLAIMS MANAGEMENT SERVICES	No Filings	No Filings	No Filings	1	1	100%
TPA Total	3	2	67% ▼	1	1	100% ▲
TRAVELERS INSURANCE Group Total	45	37	82% ▼	3	2	67% ▼

Maine Workers' Compensation Board
Initial MOP Filing Benchmark: 85%
Initial Indemnity NOC Benchmark: 90%

▲ Indicates benchmark met or exceeded
▼ Indicates benchmark not met

INSURANCE GROUP COMPLIANCE
Initial MOP and Initial Indemnity NOC Filings
First Quarter
1/1/2025 - 3/31/2025

Insurance Company	Total Initial MOPs Filed	Initial MOPs Filed Timely	Compliance Percentage	Total Initial Indemnity NOCs Filed	Initial Indemnity NOCs Filed Timely	Compliance Percentage
TRISTAR CLAIMS MANAGEMENT SERVICES CA280 TRISTAR CLAIMS MANAGEMENT SERVICES	MOPs Filed 1	Timely MOPs 0	Compliance 0%	NOCs Filed No Filings	Timely NOCs No Filings	Compliance No Filings
Total	1	0	0% ▼	No Filings	No Filings	No Filings
TRISTAR CLAIMS MANAGEMENT SERVICES Group Total	1	0	0% ▼	No Filings	No Filings	No Filings
UNITED WISCONSIN INSURANCE UNITED WISCONSIN INSURANCE	MOPs Filed *	Timely MOPs *	Compliance *	NOCs Filed *	Timely NOCs *	Compliance *
Total	*	*	*	*	*	*
UNITED WISCONSIN INSURANCE TPA Administered Claims CA433 NEXT LEVEL ADMINISTRATOR LLC	4	2	50%	1	0	0%
TPA Total	4	2	50% ▼	1	0	0% ▼
UNITED WISCONSIN INSURANCE Group Total	4	2	50% ▼	1	0	0% ▼
VANLINER INSURANCE CA379 VANLINER INSURANCE	MOPs Filed *	Timely MOPs *	Compliance *	NOCs Filed *	Timely NOCs *	Compliance *
Total	*	*	*	*	*	*
VANLINER INSURANCE TPA Administered Claims CA267 NATIONAL INTERSTATE INSURANCE	No Filings	No Filings	No Filings	No Filings	No Filings	No Filings
TPA Total	No Filings	No Filings	No Filings	No Filings	No Filings	No Filings
VANLINER INSURANCE Group Total	No Filings	No Filings	No Filings	No Filings	No Filings	No Filings
WALMART ASSOCIATES, INC. CA100 WALMART ASSOCIATES, INC.	MOPs Filed 6	Timely MOPs 6	Compliance 100%	NOCs Filed 39	Timely NOCs 39	Compliance 100%
Total	6	6	100% ▲	39	39	100% ▲
WALMART ASSOCIATES, INC. Group Total	6	6	100% ▲	39	39	100% ▲
WORKERS COMP FUND WORKERS COMP FUND	MOPs Filed *	Timely MOPs *	Compliance *	NOCs Filed *	Timely NOCs *	Compliance *
Total	*	*	*	*	*	*
WORKERS COMP FUND Group Total	*	*	*	*	*	*
WORKERS COMP FUND GROUP TPA Administered Claims CA190 GALLAGHER BASSETT SERVICES	MOPs Filed No Filings	Timely MOPs No Filings	Compliance No Filings	NOCs Filed No Filings	Timely NOCs No Filings	Compliance No Filings
TPA Total	No Filings	No Filings	No Filings	No Filings	No Filings	No Filings
WORKERS COMP FUND GROUP Group Total	No Filings	No Filings	No Filings	No Filings	No Filings	No Filings

Maine Workers' Compensation Board

Initial MOP Filing Benchmark: 85%

Initial Indemnity NOC Benchmark: 90%

▲ Indicates benchmark met or exceeded

▼ Indicates benchmark not met

INSURANCE GROUP COMPLIANCE
Initial MOP and Initial Indemnity NOC Filings
First Quarter
1/1/2025 - 3/31/2025

Insurance Company	Total Initial MOPs Filed	Initial MOPs Filed Timely	Compliance Percentage		Total Initial Indemnity NOCs Filed	Initial Indemnity NOCs Filed Timely	Compliance Percentage	
ZURICH INSURANCE	MOPs Filed	Timely MOPs	Compliance		NOCs Filed	Timely NOCs	Compliance	
CA021 AMERICAN GUARANTEE & LIABILITY	No Filings	No Filings	No Filings		No Filings	No Filings	No Filings	
CA022 AMERICAN ZURICH	6	5	83%		4	4	100%	
CA400 ZURICH AMERICAN INSURANCE	2	2	100%		No Filings	No Filings	No Filings	
CA404 ZURICH AMERICAN INSURANCE COMPANY OF ILLINOIS	*	*	*		*	*	*	
Total	8	7	88%	▲	4	4	100%	▲
ZURICH INSURANCE TPA Administered Claims								
CA040 BROADSPIRE SERVICES	1	1	100%		No Filings	No Filings	No Filings	
CA110 CONSTITUTION STATE SERVICES	1	0	0%		No Filings	No Filings	No Filings	
CA116 CORVEL ENTERPRISE COMP	1	0	0%		1	1	100%	
CA117 COTTINGHAM & BUTLER CLAIMS SERVICES	1	1	100%		No Filings	No Filings	No Filings	
CA190 GALLAGHER BASSETT SERVICES	9	5	56%		4	4	100%	
CA300 SEDGWICK CLAIMS MANAGEMENT SERVICES	6	4	67%		2	2	100%	
TPA Total	19	11	58%	▼	7	7	100%	▲
ZURICH INSURANCE Group Total	27	18	67%	▼	11	11	100%	▲

INSURANCE GROUP COMPLIANCE
Wage Statements and Fringe Benefit Forms
First Quarter
1/1/2025 - 3/31/2025

Insurance Company	Total Wage Statement(s) Due	Wage Statement(s) Filed Timely	Compliance Percentage	Total Fringe Benefit Form(s) Due	Fringe Benefit Form(s) Filed Timely	Compliance Percentage
ACADIA INSURANCE	Wage(s) Due	Timely Wage(s)	Compliance	Fringe(s) Due	Timely Fringe(s)	Compliance
CA010 ACADIA INSURANCE	25	22	88%	25	22	88%
Total	25	22	88% ▲	25	22	88% ▲
ACADIA INSURANCE Group Total	25	22	88% ▲	25	22	88% ▲
ACCIDENT FUND INSURANCE	Wage(s) Due	Timely Wage(s)	Compliance	Fringe(s) Due	Timely Fringe(s)	Compliance
ACCIDENT FUND INSURANCE	*	*	*	*	*	*
Total	*	*	*	*	*	*
ACCIDENT FUND INSURANCE TPA Administered Claims						
CA190 GALLAGHER BASSETT SERVICES	4	3	75%	4	3	75%
TPA Total	4	3	75% ▲	4	3	75% ▼
ACCIDENT FUND INSURANCE Group Total	4	3	75% ▲	4	3	75% ▼
ACUITY MUTUAL INSURANCE	Wage(s) Due	Timely Wage(s)	Compliance	Fringe(s) Due	Timely Fringe(s)	Compliance
CA418 ACUITY MUTUAL INSURANCE	*	*	*	*	*	*
Total	*	*	*	*	*	*
ACUITY MUTUAL INSURANCE Group Total	*	*	*	*	*	*
AIG INSURANCE	Wage(s) Due	Timely Wage(s)	Compliance	Fringe(s) Due	Timely Fringe(s)	Compliance
CA015 AIG CLAIMS, INC	*	*	*	*	*	*
Total	*	*	*	*	*	*
AIG INSURANCE TPA Administered Claims						
CA040 BROADSPIRE SERVICES	1	1	100%	1	1	100%
CA116 CORVEL ENTERPRISE COMP	4	3	75%	4	3	75%
CA160 ESIS	7	7	100%	7	7	100%
CA190 GALLAGHER BASSETT SERVICES	23	14	61%	23	16	70%
CA204 HELMSMAN MANAGEMENT SERVICES	4	4	100%	4	3	75%
CA300 SEDGWICK CLAIMS MANAGEMENT SERVICES	22	19	86%	22	19	86%
TPA Total	61	48	79% ▲	61	49	80% ▲
AIG INSURANCE Group Total	61	48	79% ▲	61	49	80% ▲
AIM MUTUAL GROUP	Wage(s) Due	Timely Wage(s)	Compliance	Fringe(s) Due	Timely Fringe(s)	Compliance
CA472 AIM MUTUAL INSURANCE	9	8	89%	9	7	78%
Total	9	8	89% ▲	9	7	78% ▲
AIM MUTUAL GROUP Group Total	9	8	89% ▲	9	7	78% ▲
AMTRUST INSURANCE	Wage(s) Due	Timely Wage(s)	Compliance	Fringe(s) Due	Timely Fringe(s)	Compliance
CA437 AMTRUST NORTH AMERICA	16	8	50%	16	5	31%
Total	16	8	50% ▼	16	5	31% ▼
AMTRUST INSURANCE Group Total	16	8	50% ▼	16	5	31% ▼

INSURANCE GROUP COMPLIANCE
Wage Statements and Fringe Benefit Forms
First Quarter
1/1/2025 - 3/31/2025

Insurance Company	Total Wage Statement(s) Due	Wage Statement(s) Filed Timely	Compliance Percentage	Total Fringe Benefit Form(s) Due	Fringe Benefit Form(s) Filed Timely	Compliance Percentage
ARCH INSURANCE	Wage(s) Due	Timely Wage(s)	Compliance	Fringe(s) Due	Timely Fringe(s)	Compliance
ARCH INSURANCE	*	*	*	*	*	*
Total	*	*	*	*	*	*
ARCH INSURANCE TPA Administered Claims						
CA040 BROADSPIRE SERVICES	2	1	50%	2	2	100%
CA070 CANNON COCHRAN MANAGEMENT SERVICES	4	4	100%	4	4	100%
CA110 CONSTITUTION STATE SERVICES	1	0	0%	1	0	0%
CA190 GALLAGHER BASSETT SERVICES	4	3	75%	4	3	75%
TPA Total	11	8	73% ▼	11	9	82% ▲
ARCH INSURANCE Group Total	11	8	73% ▼	11	9	82% ▲
AXA INS GROUP	Wage(s) Due	Timely Wage(s)	Compliance	Fringe(s) Due	Timely Fringe(s)	Compliance
XL INSURANCE AMERICA INC	*	*	*	*	*	*
CA384 XL SPECIALTY INSURANCE	*	*	*	*	*	*
Total	*	*	*	*	*	*
AXA INS GROUP TPA Administered Claims						
CA070 CANNON COCHRAN MANAGEMENT SERVICES	1	1	100%	1	1	100%
CA110 CONSTITUTION STATE SERVICES	5	4	80%	5	5	100%
CA117 COTTINGHAM & BUTLER CLAIMS SERVICES	1	1	100%	1	0	0%
CA190 GALLAGHER BASSETT SERVICES	4	4	100%	4	3	75%
CA300 SEDGWICK CLAIMS MANAGEMENT SERVICES	1	1	100%	1	1	100%
TPA Total	12	11	92% ▲	12	10	83% ▲
AXA INS GROUP Group Total	12	11	92% ▲	12	10	83% ▲
BATH IRON WORKS	Wage(s) Due	Timely Wage(s)	Compliance	Fringe(s) Due	Timely Fringe(s)	Compliance
CA036 BATH IRON WORKS	12	10	83%	12	10	83%
Total	12	10	83% ▲	12	10	83% ▲
BATH IRON WORKS Group Total	12	10	83% ▲	12	10	83% ▲
BERKSHIRE HATHAWAY GROUP	Wage(s) Due	Timely Wage(s)	Compliance	Fringe(s) Due	Timely Fringe(s)	Compliance
CA037 BERKSHIRE HATHAWAY DIRECT INSURANCE	*	*	*	*	*	*
CA114 BERKSHIRE HATHAWAY HOMESTATE INSURANCE	*	*	*	*	*	*
CA474 NATIONAL LIABILITY AND FIRE INSURANCE	1	0	0%	1	0	0%
CA498 WELLFLEET NEW YORK INSURANCE	1	0	0%	1	0	0%
Total	2	0	0% ▼	2	0	0% ▼
BERKSHIRE HATHAWAY GROUP Group Total	2	0	0% ▼	2	0	0% ▼

INSURANCE GROUP COMPLIANCE
Wage Statements and Fringe Benefit Forms
First Quarter
1/1/2025 - 3/31/2025

Insurance Company	Total Wage Statement(s) Due	Wage Statement(s) Filed Timely	Compliance Percentage	Total Fringe Benefit Form(s) Due	Fringe Benefit Form(s) Filed Timely	Compliance Percentage
BROADSPIRE SERVICES	Wage(s) Due	Timely Wage(s)	Compliance	Fringe(s) Due	Timely Fringe(s)	Compliance
CA040 BROADSPIRE SERVICES	14	12	86%	14	13	93%
Total	14	12	86% ▲	14	13	93% ▲
BROADSPIRE SERVICES Group Total	14	12	86% ▲	14	13	93% ▲
CANNON COCHRAN MANAGEMENT SERVICES	Wage(s) Due	Timely Wage(s)	Compliance	Fringe(s) Due	Timely Fringe(s)	Compliance
CA070 CANNON COCHRAN MANAGEMENT SERVICES	33	29	88%	33	29	88%
Total	33	29	88% ▲	33	29	88% ▲
CANNON COCHRAN MANAGEMENT SERVICES Group Total	33	29	88% ▲	33	29	88% ▲
CAROLINA CASUALTY INS CO	Wage(s) Due	Timely Wage(s)	Compliance	Fringe(s) Due	Timely Fringe(s)	Compliance
CAROLINA CASUALTY INS CO	*	*	*	*	*	*
Total	*	*	*	*	*	*
CAROLINA CASUALTY INS CO TPA Administered Claims						
CA190 GALLAGHER BASSETT SERVICES	1	1	100%	1	1	100%
TPA Total	1	1	100% ▲	1	1	100% ▲
CAROLINA CASUALTY INS CO Group Total	1	1	100% ▲	1	1	100% ▲
CHUBB INSURANCE	Wage(s) Due	Timely Wage(s)	Compliance	Fringe(s) Due	Timely Fringe(s)	Compliance
ACE INSURANCE	*	*	*	*	*	*
CA072 CHARTER OAK FIRE INSURANCE	*	*	*	*	*	*
CA046 CHUBB INSURANCE	*	*	*	*	*	*
CA090 FEDERAL INSURANCE	*	*	*	*	*	*
INDEMNITY INS CO OF NORTH AMERICA	*	*	*	*	*	*
PACIFIC INDEMNITY CO	*	*	*	*	*	*
Total	*	*	*	*	*	*
CHUBB INSURANCE TPA Administered Claims						
CA110 CONSTITUTION STATE SERVICES	2	0	0%	2	0	0%
CA116 CORVEL ENTERPRISE COMP	3	1	33%	3	1	33%
CA160 ESIS	11	10	91%	11	10	91%
CA190 GALLAGHER BASSETT SERVICES	28	24	86%	28	26	93%
CA204 HELMSMAN MANAGEMENT SERVICES	6	5	83%	6	5	83%
CA300 SEDGWICK CLAIMS MANAGEMENT SERVICES	33	28	85%	33	27	82%
TPA Total	83	68	82% ▲	83	69	83% ▲
CHUBB INSURANCE Group Total	83	68	82% ▲	83	69	83% ▲
CINCINNATI FINANCIAL GROUP	Wage(s) Due	Timely Wage(s)	Compliance	Fringe(s) Due	Timely Fringe(s)	Compliance
CA438 CINCINNATI INSURANCE	1	1	100%	1	0	0%
Total	1	1	100% ▲	1	0	0% ▼
CINCINNATI FINANCIAL GROUP Group Total	1	1	100% ▲	1	0	0% ▼

INSURANCE GROUP COMPLIANCE
Wage Statements and Fringe Benefit Forms
First Quarter
1/1/2025 - 3/31/2025

Insurance Company	Total Wage Statement(s) Due	Wage Statement(s) Filed Timely	Compliance Percentage	Total Fringe Benefit Form(s) Due	Fringe Benefit Form(s) Filed Timely	Compliance Percentage
CNA INSURANCE	Wage(s) Due	Timely Wage(s)	Compliance	Fringe(s) Due	Timely Fringe(s)	Compliance
CA017 AMERICAN CASUALTY COMPANY OF READING PA	*	*	*	*	*	*
CA083 CNA CLAIMS PLUS	3	3	100%	3	1	33%
CA050 CONTINENTAL CASUALTY	*	*	*	*	*	*
CA087 THE CONTINENTAL INSURANCE	*	*	*	*	*	*
CA314 TRANSPORTATION INSURANCE	*	*	*	*	*	*
CA329 VALLEY FORGE INSURANCE COMPANY	2	1	50%	2	1	50%
Total	5	4	80% ▲	5	2	40% ▼
CNA INSURANCE Group Total	5	4	80% ▲	5	2	40% ▼
CONSTITUTION STATE SERVICES	Wage(s) Due	Timely Wage(s)	Compliance	Fringe(s) Due	Timely Fringe(s)	Compliance
CA110 CONSTITUTION STATE SERVICES	14	9	64%	14	9	64%
Total	14	9	64% ▼	14	9	64% ▼
CONSTITUTION STATE SERVICES Group Total	14	9	64% ▼	14	9	64% ▼
CORVEL ENTERPRISE COMP	Wage(s) Due	Timely Wage(s)	Compliance	Fringe(s) Due	Timely Fringe(s)	Compliance
CA116 CORVEL ENTERPRISE COMP	20	11	55%	20	12	60%
Total	20	11	55% ▼	20	12	60% ▼
CORVEL ENTERPRISE COMP Group Total	20	11	55% ▼	20	12	60% ▼
COTTINGHAM & BUTLER CLAIMS SERVICES	Wage(s) Due	Timely Wage(s)	Compliance	Fringe(s) Due	Timely Fringe(s)	Compliance
CA117 COTTINGHAM & BUTLER CLAIMS SERVICES	3	2	67%	3	1	33%
Total	3	2	67% ▼	3	1	33% ▼
COTTINGHAM & BUTLER CLAIMS SERVICES Group Total	3	2	67% ▼	3	1	33% ▼
CROSS INSURANCE	Wage(s) Due	Timely Wage(s)	Compliance	Fringe(s) Due	Timely Fringe(s)	Compliance
CA093 CROSS INSURANCE	205	157	77%	205	158	77%
Total	205	157	77% ▲	205	158	77% ▲
CROSS INSURANCE Group Total	205	157	77% ▲	205	158	77% ▲
DELHAIZE AMERICA LLC	Wage(s) Due	Timely Wage(s)	Compliance	Fringe(s) Due	Timely Fringe(s)	Compliance
CA496 DELHAIZE AMERICA LLC	33	27	82%	33	25	76%
Total	33	27	82% ▲	33	25	76% ▼
DELHAIZE AMERICA LLC Group Total	33	27	82% ▲	33	25	76% ▼
EASTERN ALLIANCE INSURANCE	Wage(s) Due	Timely Wage(s)	Compliance	Fringe(s) Due	Timely Fringe(s)	Compliance
CA141 EASTERN ALLIANCE INSURANCE	26	16	62%	26	17	65%
Total	26	16	62% ▼	26	17	65% ▼
EASTERN ALLIANCE INSURANCE Group Total	26	16	62% ▼	26	17	65% ▼

INSURANCE GROUP COMPLIANCE
Wage Statements and Fringe Benefit Forms
First Quarter
1/1/2025 - 3/31/2025

Insurance Company	Total Wage Statement(s) Due	Wage Statement(s) Filed Timely	Compliance Percentage	Total Fringe Benefit Form(s) Due	Fringe Benefit Form(s) Filed Timely	Compliance Percentage
ESIS	Wage(s) Due	Timely Wage(s)	Compliance	Fringe(s) Due	Timely Fringe(s)	Compliance
CA160 ESIS	20	19	95%	20	19	95%
Total	20	19	95% ▲	20	19	95% ▲
ESIS Group Total	20	19	95% ▲	20	19	95% ▲
EVEREST REINS HOLDINGS GROUP	Wage(s) Due	Timely Wage(s)	Compliance	Fringe(s) Due	Timely Fringe(s)	Compliance
EVEREST REINS HOLDINGS	*	*	*	*	*	*
Total	*	*	*	*	*	*
EVEREST REINS HOLDINGS GROUP TPA Administered Claims						
CA204 HELMSMAN MANAGEMENT SERVICES	1	1	100%	1	1	100%
CA300 SEDGWICK CLAIMS MANAGEMENT SERVICES	2	1	50%	2	2	100%
TPA Total	3	2	67% ▼	3	3	100% ▲
EVEREST REINS HOLDINGS GROUP Group Total	3	2	67% ▼	3	3	100% ▲
FEDERATED MUTUAL INSURANCE	Wage(s) Due	Timely Wage(s)	Compliance	Fringe(s) Due	Timely Fringe(s)	Compliance
CA091 FEDERATED MUTUAL INSURANCE	4	4	100%	4	2	50%
Total	4	4	100% ▲	4	2	50% ▼
FEDERATED MUTUAL INSURANCE Group Total	4	4	100% ▲	4	2	50% ▼
FIREMAN'S FUND INSURANCE	Wage(s) Due	Timely Wage(s)	Compliance	Fringe(s) Due	Timely Fringe(s)	Compliance
CA170 FIREMAN'S FUND INSURANCE	*	*	*	*	*	*
Total	*	*	*	*	*	*
FIREMAN'S FUND INSURANCE TPA Administered Claims						
CA190 GALLAGHER BASSETT SERVICES	1	1	100%	1	1	100%
TPA Total	1	1	100% ▲	1	1	100% ▲
FIREMAN'S FUND INSURANCE Group Total	1	1	100% ▲	1	1	100% ▲
FUTURECOMP	Wage(s) Due	Timely Wage(s)	Compliance	Fringe(s) Due	Timely Fringe(s)	Compliance
CA175 FUTURECOMP	11	10	91%	11	9	82%
Total	11	10	91% ▲	11	9	82% ▲
FUTURECOMP Group Total	11	10	91% ▲	11	9	82% ▲
GALLAGHER BASSETT SERVICES	Wage(s) Due	Timely Wage(s)	Compliance	Fringe(s) Due	Timely Fringe(s)	Compliance
CA190 GALLAGHER BASSETT SERVICES	132	101	77%	132	104	79%
Total	132	101	77% ▲	132	104	79% ▲
GALLAGHER BASSETT SERVICES Group Total	132	101	77% ▲	132	104	79% ▲

INSURANCE GROUP COMPLIANCE
Wage Statements and Fringe Benefit Forms
First Quarter
1/1/2025 - 3/31/2025

Insurance Company	Total Wage Statement(s) Due	Wage Statement(s) Filed Timely	Compliance Percentage	Total Fringe Benefit Form(s) Due	Fringe Benefit Form(s) Filed Timely	Compliance Percentage
GROUP 1001 INS HOLDINGS GRP	Wage(s) Due	Timely Wage(s)	Compliance	Fringe(s) Due	Timely Fringe(s)	Compliance
CLEAR SPRING PROPERTY & CASUALTY	*	*	*	*	*	*
Total	*	*	*	*	*	*
GROUP 1001 INS HOLDINGS GRP TPA Administered Claims						
CA300 SEDGWICK CLAIMS MANAGEMENT SERVICES	3	2	67%	3	2	67%
TPA Total	3	2	67% ▼	3	2	67% ▼
GROUP 1001 INS HOLDINGS GRP Group Total	3	2	67% ▼	3	2	67% ▼
GUARD INSURANCE	Wage(s) Due	Timely Wage(s)	Compliance	Fringe(s) Due	Timely Fringe(s)	Compliance
CA019 AMGUARD INSURANCE	1	0	0%	1	0	0%
CA140 EASTGUARD INSURANCE	*	*	*	*	*	*
CA272 NORGUARD INSURANCE	1	0	0%	1	0	0%
Total	2	0	0% ▼	2	0	0% ▼
GUARD INSURANCE Group Total	2	0	0% ▼	2	0	0% ▼
HANOVER INSURANCE	Wage(s) Due	Timely Wage(s)	Compliance	Fringe(s) Due	Timely Fringe(s)	Compliance
CA428 ALLMERICA FINANCIAL BENEFIT INSURANCE	1	1	100%	1	1	100%
CA048 CITIZENS INSURANCE COMPANY OF AMERICA	2	2	100%	2	2	100%
CA429 HANOVER AMERICAN INSURANCE	1	1	100%	1	1	100%
CA202 HANOVER INSURANCE	1	0	0%	1	0	0%
CA228 MASSACHUSETTS BAY INSURANCE	*	*	*	*	*	*
Total	5	4	80% ▲	5	4	80% ▲
HANOVER INSURANCE Group Total	5	4	80% ▲	5	4	80% ▲

INSURANCE GROUP COMPLIANCE
Wage Statements and Fringe Benefit Forms
First Quarter
1/1/2025 - 3/31/2025

Insurance Company	Total Wage Statement(s) Due	Wage Statement(s) Filed Timely	Compliance Percentage		Total Fringe Benefit Form(s) Due	Fringe Benefit Form(s) Filed Timely	Compliance Percentage	
HARTFORD INSURANCE	Wage(s) Due	Timely Wage(s)	Compliance		Fringe(s) Due	Timely Fringe(s)	Compliance	
CA188 HARTFORD ACCIDENT & INDEMNITY	3	3	100%		3	3	100%	
CA185 HARTFORD CASUALTY INSURANCE	*	*	*		*	*	*	
CA203 HARTFORD FIRE INSURANCE	2	0	0%		2	0	0%	
CA186 HARTFORD INSURANCE COMPANY OF THE MIDWEST	1	1	100%		1	1	100%	
CA187 HARTFORD UNDERWRITERS INSURANCE	5	5	100%		5	5	100%	
CA288 PROPERTY & CASUALTY INSURANCE COMPANY OF HARTFORD	11	8	73%		11	7	64%	
CA296 SENTINEL INSURANCE	3	2	67%		3	2	67%	
CA319 TRUMBULL INSURANCE	1	0	0%		1	0	0%	
CA321 TWIN CITY FIRE INSURANCE	2	2	100%		2	2	100%	
Total	28	21	75%	▲	28	20	71%	▼
HARTFORD INSURANCE TPA Administered Claims								
CA070 CANNON COCHRAN MANAGEMENT SERVICES	1	0	0%		1	0	0%	
CA116 CORVEL ENTERPRISE COMP	1	1	100%		1	1	100%	
TPA Total	2	1	50%	▼	2	1	50%	▼
HARTFORD INSURANCE Group Total	30	22	73%	▼	30	21	70%	▼
HELMSMAN MANAGEMENT SERVICES	Wage(s) Due	Timely Wage(s)	Compliance		Fringe(s) Due	Timely Fringe(s)	Compliance	
CA204 HELMSMAN MANAGEMENT SERVICES	15	13	87%		15	12	80%	
Total	15	13	87%	▲	15	12	80%	▲
HELMSMAN MANAGEMENT SERVICES Group Total	15	13	87%	▲	15	12	80%	▲
HOUSTON INT INS GROUP	Wage(s) Due	Timely Wage(s)	Compliance		Fringe(s) Due	Timely Fringe(s)	Compliance	
IMPERIUM INSURANCE	*	*	*		*	*	*	
Total	*	*	*		*	*	*	
HOUSTON INT INS GROUP TPA Administered Claims								
CA190 GALLAGHER BASSETT SERVICES	3	3	100%		3	3	100%	
TPA Total	3	3	100%	▲	3	3	100%	▲
HOUSTON INT INS GROUP Group Total	3	3	100%	▲	3	3	100%	▲
INTACT FIANCIAL GROUP	Wage(s) Due	Timely Wage(s)	Compliance		Fringe(s) Due	Timely Fringe(s)	Compliance	
CA488 OBI NATIONAL INSURANCE	1	0	0%		1	0	0%	
Total	1	0	0%	▼	1	0	0%	▼
INTACT FIANCIAL GROUP Group Total	1	0	0%	▼	1	0	0%	▼

INSURANCE GROUP COMPLIANCE
Wage Statements and Fringe Benefit Forms
First Quarter
1/1/2025 - 3/31/2025

Insurance Company	Total Wage Statement(s) Due	Wage Statement(s) Filed Timely	Compliance Percentage	Total Fringe Benefit Form(s) Due	Fringe Benefit Form(s) Filed Timely	Compliance Percentage
KEY RISK INSURANCE	Wage(s) Due	Timely Wage(s)	Compliance	Fringe(s) Due	Timely Fringe(s)	Compliance
KEY RISK INSURANCE	*	*	*	*	*	*
Total	*	*	*	*	*	*
KEY RISK INSURANCE TPA Administered Claims						
CA190 GALLAGHER BASSETT SERVICES	1	1	100%	1	1	100%
TPA Total	1	1	100% ▲	1	1	100% ▲
KEY RISK INSURANCE Group Total	1	1	100% ▲	1	1	100% ▲
LIBERTY MUTUAL INSURANCE	Wage(s) Due	Timely Wage(s)	Compliance	Fringe(s) Due	Timely Fringe(s)	Compliance
CA003 AMERICAN FIRE & CASUALTY INSURANCE	*	*	*	*	*	*
CA380 EMPLOYERS INSURANCE OF WAUSAU	1	1	100%	1	1	100%
CA210 LIBERTY MUTUAL INSURANCE	42	38	90%	42	33	79%
CA406 OHIO CASUALTY INSURANCE	*	*	*	*	*	*
CA407 OHIO SECURITY INSURANCE	2	2	100%	2	2	100%
CA408 WEST AMERICAN INSURANCE	*	*	*	*	*	*
Total	45	41	91% ▲	45	36	80% ▲
LIBERTY MUTUAL INSURANCE TPA Administered Claims						
CA190 GALLAGHER BASSETT SERVICES	1	1	100%	1	1	100%
CA300 SEDGWICK CLAIMS MANAGEMENT SERVICES	3	2	67%	3	2	67%
TPA Total	4	3	75% ▲	4	3	75% ▼
LIBERTY MUTUAL INSURANCE Group Total	49	44	90% ▲	49	39	80% ▲
MAINE EMPLOYERS' MUTUAL INSURANCE	Wage(s) Due	Timely Wage(s)	Compliance	Fringe(s) Due	Timely Fringe(s)	Compliance
CA260 MAINE EMPLOYERS' MUTUAL INSURANCE	561	429	76%	561	425	76%
Total	561	429	76% ▲	561	425	76% ▼
MAINE EMPLOYERS' MUTUAL INSURANCE Group Total	561	429	76% ▲	561	425	76% ▼
MAINE HEALTHCARE ASSOCIATION	Wage(s) Due	Timely Wage(s)	Compliance	Fringe(s) Due	Timely Fringe(s)	Compliance
CA234 MAINE HEALTHCARE ASSOCIATION	18	16	89%	18	17	94%
Total	18	16	89% ▲	18	17	94% ▲
MAINE HEALTHCARE ASSOCIATION Group Total	18	16	89% ▲	18	17	94% ▲
MAINE MOTOR TRANSPORT ASSOCIATION	Wage(s) Due	Timely Wage(s)	Compliance	Fringe(s) Due	Timely Fringe(s)	Compliance
CA230 MAINE MOTOR TRANSPORT ASSOCIATION	13	11	85%	13	11	85%
Total	13	11	85% ▲	13	11	85% ▲
MAINE MOTOR TRANSPORT ASSOCIATION Group Total	13	11	85% ▲	13	11	85% ▲
MAINE MUNICIPAL ASSOCIATION	Wage(s) Due	Timely Wage(s)	Compliance	Fringe(s) Due	Timely Fringe(s)	Compliance
CA225 MAINE MUNICIPAL ASSOCIATION	124	108	87%	124	108	87%
Total	124	108	87% ▲	124	108	87% ▲
MAINE MUNICIPAL ASSOCIATION Group Total	124	108	87% ▲	124	108	87% ▲

INSURANCE GROUP COMPLIANCE
Wage Statements and Fringe Benefit Forms
First Quarter
1/1/2025 - 3/31/2025

Insurance Company	Total Wage Statement(s) Due	Wage Statement(s) Filed Timely	Compliance Percentage	Total Fringe Benefit Form(s) Due	Fringe Benefit Form(s) Filed Timely	Compliance Percentage
MAINE SCHOOL MANAGEMENT ASSOCIATION	Wage(s) Due	Timely Wage(s)	Compliance	Fringe(s) Due	Timely Fringe(s)	Compliance
CA250 MAINE SCHOOL MANAGEMENT ASSOCIATION	38	36	95%	38	36	95%
Total	38	36	95% ▲	38	36	95% ▲
MAINE SCHOOL MANAGEMENT ASSOCIATION Group Total	38	36	95% ▲	38	36	95% ▲
MARKEL CORP GROUP	Wage(s) Due	Timely Wage(s)	Compliance	Fringe(s) Due	Timely Fringe(s)	Compliance
CA434 MARKEL SERVICE INCORPORATED	*	*	*	*	*	*
Total	*	*	*	*	*	*
MARKEL CORP GROUP TPA Administered Claims						
CA070 CANNON COCHRAN MANAGEMENT SERVICES	1	0	0%	1	0	0%
TPA Total	1	0	0% ▼	1	0	0% ▼
MARKEL CORP GROUP Group Total	1	0	0% ▼	1	0	0% ▼
NATIONAL INTERSTATE INSURANCE	Wage(s) Due	Timely Wage(s)	Compliance	Fringe(s) Due	Timely Fringe(s)	Compliance
CA267 NATIONAL INTERSTATE INSURANCE COMPANY	2	1	50%	2	1	50%
Total	2	1	50% ▼	2	1	50% ▼
NATIONAL INTERSTATE INSURANCE Group Total	2	1	50% ▼	2	1	50% ▼
NATIONWIDE INSURANCE	Wage(s) Due	Timely Wage(s)	Compliance	Fringe(s) Due	Timely Fringe(s)	Compliance
CA291 NATIONWIDE AGRIBUSINESS INSURANCE	1	1	100%	1	1	100%
CA477 NATIONWIDE GENERAL INSURANCE	*	*	*	*	*	*
CA473 NATIONWIDE INSURANCE CO OF AMERICA	*	*	*	*	*	*
CA517 NATIONWIDE PROPERTY & CASUALTY INSURANCE	1	1	100%	1	1	100%
Total	2	2	100% ▲	2	2	100% ▲
NATIONWIDE INSURANCE TPA Administered Claims						
CA190 GALLAGHER BASSETT SERVICES	1	1	100%	1	1	100%
TPA Total	1	1	100% ▲	1	1	100% ▲
NATIONWIDE INSURANCE Group Total	3	3	100% ▲	3	3	100% ▲
NEXT LEVEL ADMINISTRATORS LLC	Wage(s) Due	Timely Wage(s)	Compliance	Fringe(s) Due	Timely Fringe(s)	Compliance
CA433 NEXT LEVEL ADMINISTRATOR LLC	5	3	60%	5	3	60%
Total	5	3	60% ▼	5	3	60% ▼
NEXT LEVEL ADMINISTRATORS LLC Group Total	5	3	60% ▼	5	3	60% ▼

INSURANCE GROUP COMPLIANCE
Wage Statements and Fringe Benefit Forms
First Quarter
1/1/2025 - 3/31/2025

Insurance Company	Total Wage Statement(s) Due	Wage Statement(s) Filed Timely	Compliance Percentage	Total Fringe Benefit Form(s) Due	Fringe Benefit Form(s) Filed Timely	Compliance Percentage
NGM INSURANCE	Wage(s) Due	Timely Wage(s)	Compliance	Fringe(s) Due	Timely Fringe(s)	Compliance
CA265 NGM INSURANCE	*	*	*	*	*	*
Total	*	*	*	*	*	*
NGM INSURANCE TPA Administered Claims						
CA300 SEDGWICK CLAIMS MANAGEMENT SERVICES	1	1	100%	1	1	100%
TPA Total	1	1	100% ▲	1	1	100% ▲
NGM INSURANCE Group Total	1	1	100% ▲	1	1	100% ▲
OLD REPUBLIC INSURANCE	Wage(s) Due	Timely Wage(s)	Compliance	Fringe(s) Due	Timely Fringe(s)	Compliance
CA196 GREAT WEST CASUALTY	*	*	*	*	*	*
OLD REPUBLIC GENERAL INSURANCE CORP.	*	*	*	*	*	*
OLD REPUBLIC INSURANCE	*	*	*	*	*	*
Total	*	*	*	*	*	*
OLD REPUBLIC INSURANCE TPA Administered Claims						
CA040 BROADSPIRE SERVICES	1	1	100%	1	1	100%
CA070 CANNON COCHRAN MANAGEMENT SERVICES	12	12	100%	12	12	100%
CA190 GALLAGHER BASSETT SERVICES	4	3	75%	4	3	75%
CA204 HELMSMAN MANAGEMENT SERVICES	2	1	50%	2	1	50%
CA300 SEDGWICK CLAIMS MANAGEMENT SERVICES	3	3	100%	3	3	100%
TPA Total	22	20	91% ▲	22	20	91% ▲
OLD REPUBLIC INSURANCE Group Total	22	20	91% ▲	22	20	91% ▲
PENNSYLVANIA MFG ASSN.	Wage(s) Due	Timely Wage(s)	Compliance	Fringe(s) Due	Timely Fringe(s)	Compliance
MANUFACTURERS ALLIANCE INSURANCE	*	*	*	*	*	*
PENNSYLVANIA MFG ASSN	*	*	*	*	*	*
PENNSYLVANIA MFG INDEMNITY CO	*	*	*	*	*	*
Total	*	*	*	*	*	*
PENNSYLVANIA MFG ASSN. TPA Administered Claims						
CA190 GALLAGHER BASSETT SERVICES	5	2	40%	5	3	60%
TPA Total	5	2	40% ▼	5	3	60% ▼
PENNSYLVANIA MFG ASSN. Group Total	5	2	40% ▼	5	3	60% ▼
PROTECTIVE INSURANCE	Wage(s) Due	Timely Wage(s)	Compliance	Fringe(s) Due	Timely Fringe(s)	Compliance
CA277 PROTECTIVE INSURANCE COMPANY	*	*	*	*	*	*
Total	*	*	*	*	*	*
PROTECTIVE INSURANCE TPA Administered Claims						
CA040 BROADSPIRE SERVICES	8	7	88%	8	7	88%
TPA Total	8	7	88% ▲	8	7	88% ▲
PROTECTIVE INSURANCE Group Total	8	7	88% ▲	8	7	88% ▲

INSURANCE GROUP COMPLIANCE
Wage Statements and Fringe Benefit Forms
First Quarter
1/1/2025 - 3/31/2025

Insurance Company	Total Wage Statement(s) Due	Wage Statement(s) Filed Timely	Compliance Percentage	Total Fringe Benefit Form(s) Due	Fringe Benefit Form(s) Filed Timely	Compliance Percentage
QBE INSURANCE GROUP	Wage(s) Due	Timely Wage(s)	Compliance	Fringe(s) Due	Timely Fringe(s)	Compliance
QBE INSURANCE GROUP	*	*	*	*	*	*
Total	*	*	*	*	*	*
QBE INSURANCE GROUP TPA Administered Claims						
CA300 SEDGWICK CLAIMS MANAGEMENT SERVICES	6	5	83%	6	6	100%
TPA Total	6	5	83% ▲	6	6	100% ▲
QBE INSURANCE GROUP Group Total	6	5	83% ▲	6	6	100% ▲
SAFETY NATIONAL CASUALTY CORP	Wage(s) Due	Timely Wage(s)	Compliance	Fringe(s) Due	Timely Fringe(s)	Compliance
SAFETY NATIONAL CASUALTY CORP	*	*	*	*	*	*
Total	*	*	*	*	*	*
SAFETY NATIONAL CASUALTY CORP TPA Administered Claims						
CA110 CONSTITUTION STATE SERVICES	1	1	100%	1	0	0%
CA116 CORVEL ENTERPRISE COMP	4	1	25%	4	2	50%
CA190 GALLAGHER BASSETT SERVICES	4	3	75%	4	3	75%
CA204 HELMSMAN MANAGEMENT SERVICES	1	1	100%	1	1	100%
CA300 SEDGWICK CLAIMS MANAGEMENT SERVICES	3	2	67%	3	2	67%
TPA Total	13	8	62% ▼	13	8	62% ▼
SAFETY NATIONAL CASUALTY CORP Group Total	13	8	62% ▼	13	8	62% ▼
SEDGWICK CLAIMS MANAGEMENT SERVICES	Wage(s) Due	Timely Wage(s)	Compliance	Fringe(s) Due	Timely Fringe(s)	Compliance
CA300 SEDGWICK CLAIMS MANAGEMENT SERVICES	115	97	84%	115	97	84%
Total	115	97	84% ▲	115	97	84% ▲
SEDGWICK CLAIMS MANAGEMENT SERVICES Group Total	115	97	84% ▲	115	97	84% ▲
SENTRY INSURANCE	Wage(s) Due	Timely Wage(s)	Compliance	Fringe(s) Due	Timely Fringe(s)	Compliance
CA426 MIDDLESEX INSURANCE COMPANY	*	*	*	*	*	*
CA402 SENTRY CASUALTY	*	*	*	*	*	*
CA305 SENTRY INSURANCE	1	1	100%	1	1	100%
CA308 SENTRY SELECT INSURANCE	*	*	*	*	*	*
Total	1	1	100% ▲	1	1	100% ▲
SENTRY INSURANCE Group Total	1	1	100% ▲	1	1	100% ▲
STARNET INSURANCE	Wage(s) Due	Timely Wage(s)	Compliance	Fringe(s) Due	Timely Fringe(s)	Compliance
STARNET INSURANCE	*	*	*	*	*	*
Total	*	*	*	*	*	*
STARNET INSURANCE TPA Administered Claims						
CA190 GALLAGHER BASSETT SERVICES	2	1	50%	2	0	0%
TPA Total	2	1	50% ▼	2	0	0% ▼
STARNET INSURANCE Group Total	2	1	50% ▼	2	0	0% ▼

INSURANCE GROUP COMPLIANCE
Wage Statements and Fringe Benefit Forms
First Quarter
1/1/2025 - 3/31/2025

Insurance Company	Total Wage Statement(s) Due	Wage Statement(s) Filed Timely	Compliance Percentage	Total Fringe Benefit Form(s) Due	Fringe Benefit Form(s) Filed Timely	Compliance Percentage
STARR INDEMNITY INSURANCE	Wage(s) Due	Timely Wage(s)	Compliance	Fringe(s) Due	Timely Fringe(s)	Compliance
STARR INDEMNITY INSURANCE	*	*	*	*	*	*
Total	*	*	*	*	*	*
STARR INDEMNITY INSURANCE TPA Administered Claims						
CA040 BROADSPIRE SERVICES	1	1	100%	1	1	100%
CA160 ESIS	1	1	100%	1	1	100%
CA190 GALLAGHER BASSETT SERVICES	5	3	60%	5	3	60%
CA300 SEDGWICK CLAIMS MANAGEMENT SERVICES	5	5	100%	5	5	100%
TPA Total	12	10	83% ▲	12	10	83% ▲
STARR INDEMNITY INSURANCE Group Total	12	10	83% ▲	12	10	83% ▲
STATE OF MAINE WORKERS' COMPENSATION TRUST	Wage(s) Due	Timely Wage(s)	Compliance	Fringe(s) Due	Timely Fringe(s)	Compliance
CA307 STATE OF MAINE WORKERS' COMPENSATION TRUST	95	92	97%	95	91	96%
Total	95	92	97% ▲	95	91	96% ▲
STATE OF MAINE WORKERS' COMPENSATION TRUST Group Total	95	92	97% ▲	95	91	96% ▲
SYNERNET	Wage(s) Due	Timely Wage(s)	Compliance	Fringe(s) Due	Timely Fringe(s)	Compliance
CA320 SYNERNET	69	59	86%	69	58	84%
Total	69	59	86% ▲	69	58	84% ▲
SYNERNET Group Total	69	59	86% ▲	69	58	84% ▲
TRAVELERS INSURANCE	Wage(s) Due	Timely Wage(s)	Compliance	Fringe(s) Due	Timely Fringe(s)	Compliance
CA072 CHARTER OAK FIRE INSURANCE	*	*	*	*	*	*
CA164 FARMINGTON CASUALTY	1	1	100%	1	1	100%
CA284 PHOENIX INSURANCE	*	*	*	*	*	*
CA306 STANDARD FIRE INSURANCE	5	4	80%	5	4	80%
CA347 TRAVELERS CASUALTY & SURETY	24	11	46%	24	13	54%
CA348 TRAVELERS CASUALTY INSURANCE COMPANY OF AMERICA	3	2	67%	3	2	67%
CA349 TRAVELERS COMMERCIAL CASUALTY	3	3	100%	3	3	100%
CA346 TRAVELERS INDEMNITY COMPANY OF AMERICA	2	2	100%	2	2	100%
CA345 TRAVELERS PROPERTY CASUALTY INSURANCE	5	2	40%	5	3	60%
Total	43	25	58% ▼	43	28	65% ▼
TRAVELERS INSURANCE TPA Administered Claims						
CA110 CONSTITUTION STATE SERVICES	5	4	80%	5	4	80%
CA300 SEDGWICK CLAIMS MANAGEMENT SERVICES	1	1	100%	1	1	100%
TPA Total	6	5	83% ▲	6	5	83% ▲
TRAVELERS INSURANCE Group Total	49	30	61% ▼	49	33	67% ▼

INSURANCE GROUP COMPLIANCE
Wage Statements and Fringe Benefit Forms
First Quarter
1/1/2025 - 3/31/2025

Insurance Company	Total Wage Statement(s) Due	Wage Statement(s) Filed Timely	Compliance Percentage	Total Fringe Benefit Form(s) Due	Fringe Benefit Form(s) Filed Timely	Compliance Percentage
UNITED WISCONSIN INSURANCE	Wage(s) Due	Timely Wage(s)	Compliance	Fringe(s) Due	Timely Fringe(s)	Compliance
UNITED WISCONSIN INSURANCE	*	*	*	*	*	*
Total	*	*	*	*	*	*
UNITED WISCONSIN INSURANCE TPA Administered Claims						
CA433 NEXT LEVEL ADMINISTRATOR LLC	5	3	60%	5	3	60%
TPA Total	5	3	60% ▼	5	3	60% ▼
UNITED WISCONSIN INSURANCE Group Total	5	3	60% ▼	5	3	60% ▼
WALMART ASSOCIATES, INC.	Wage(s) Due	Timely Wage(s)	Compliance	Fringe(s) Due	Timely Fringe(s)	Compliance
CA100 WALMART ASSOCIATES, INC.	58	50	86%	58	51	88%
Total	58	50	86% ▲	58	51	88% ▲
WALMART ASSOCIATES, INC. Group Total	58	50	86% ▲	58	51	88% ▲
ZURICH INSURANCE	Wage(s) Due	Timely Wage(s)	Compliance	Fringe(s) Due	Timely Fringe(s)	Compliance
CA021 AMERICAN GUARANTEE & LIABILITY	1	1	100%	1	1	100%
CA022 AMERICAN ZURICH	13	10	77%	13	9	69%
CA400 ZURICH AMERICAN INSURANCE	1	1	100%	1	1	100%
CA404 ZURICH AMERICAN INSURANCE COMPANY OF ILLINOIS	*	*	*	*	*	*
Total	15	12	80% ▲	15	11	73% ▼
ZURICH INSURANCE TPA Administered Claims						
CA040 BROADSPIRE SERVICES	1	1	100%	1	1	100%
CA116 CORVEL ENTERPRISE COMP	3	3	100%	3	3	100%
CA117 COTTINGHAM & BUTLER CLAIMS SERVICES	2	1	50%	2	1	50%
CA160 ESIS	1	1	100%	1	1	100%
CA190 GALLAGHER BASSETT SERVICES	18	13	72%	18	12	67%
CA300 SEDGWICK CLAIMS MANAGEMENT SERVICES	7	5	71%	7	3	43%
TPA Total	32	24	75% ▲	32	21	66% ▼
ZURICH INSURANCE Group Total	47	36	77% ▲	47	32	68% ▼