



QUARTERLY COMPLIANCE REPORT

STATE OF MAINE
WORKERS' COMPENSATION BOARD

Second Quarter 2024
April 1, 2024 - June 30, 2024

Office of Monitoring, Audit &
Enforcement

John C. Rohde
Executive Director

27 State House Station
Augusta, Maine 04333-0027

**State of Maine
Workers' Compensation Board
Quarterly Compliance Report
Second Quarter 2024**

Table of Contents

1.	Executive Summary	Pages 1-2
2.	Lost Time First Report of Injury Filings	Page 3
3.	Initial Indemnity Payments	Page 4
4.	Initial Memorandum of Payment Filings	Page 5
5.	Initial Indemnity Notice of Controversy Filings	Page 6
6.	Wage Information	Page 7

Table of Charts

1.	Lost Time First Report of Injury Filings Timeliness Distribution	Page 3
2.	Lost Time First Report of Injury Filings Quarterly Compliance	Page 3
3.	Lost Time First Report of Injury Filings Compliance Trend	Page 3
4.	Initial Indemnity Payments Timeliness Distribution	Page 4
5.	Initial Indemnity Payments Quarterly Compliance	Page 4
6.	Initial Indemnity Payments Compliance Trend	Page 4
7.	Initial Memorandum of Payment Filings Timeliness Distribution	Page 5
8.	Initial Memorandum of Payment Filings Quarterly Compliance	Page 5
9.	Initial Memorandum of Payment Filings Compliance Trend	Page 5
10.	Initial Indemnity Notice of Controversy Filings Timeliness Distribution	Page 6
11.	Initial Indemnity Notice of Controversy Filings Quarterly Compliance	Page 6
12.	Initial Indemnity Notice of Controversy Filings Compliance Trend	Page 6
13.	Wage Statement Timeliness Distribution	Page 7
14.	Fringe Benefits Worksheet(s) Timeliness Distribution	Page 7

Appendices

A.	Insurance Group Compliance Lost Time FROI Filings and Initial Indemnity Payments	Pages A1-A14
B.	Insurance Group Compliance Initial MOP and Initial Indemnity NOC Filings	Pages B1-B14
C.	Insurance Group Compliance Wage Statements and Fringe Benefit Form Filings	Pages C1-C12

Executive Summary

On November 12, 2024, the Maine Workers' Compensation Board of Directors approved the 2024 Second Quarter (April 1, 2024 – June 30, 2024) Compliance Report. This report represents the efforts of the Office of Monitoring, Audit and Enforcement and insurers, self-insurers, and third-party administrators (collectively "insurers").

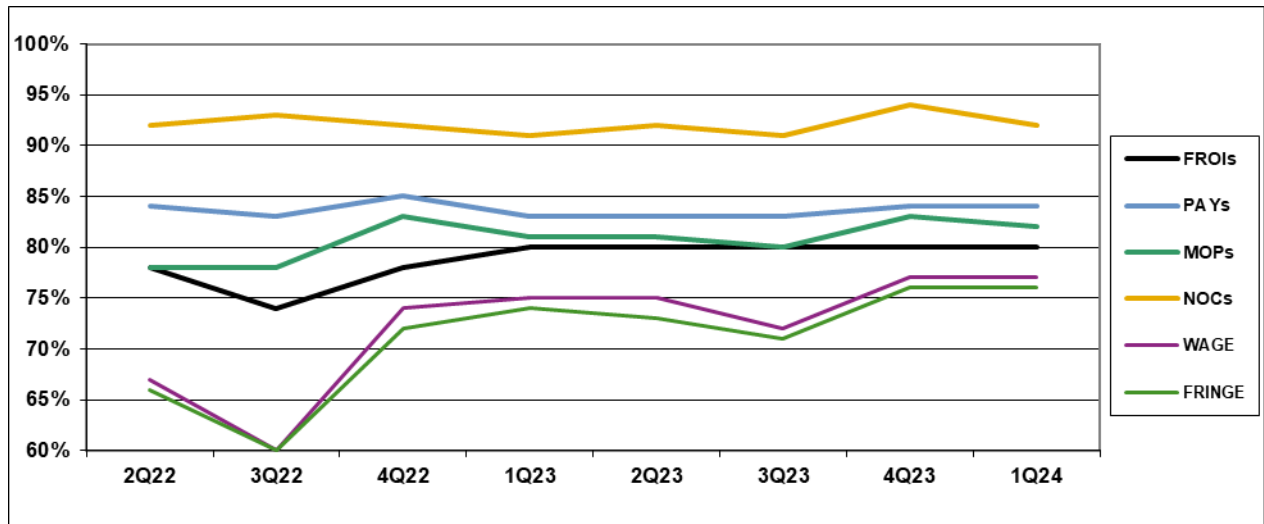
I. COMPLIANCE OVERVIEW

The Reconciliation Report was sent to 102 insurers on April 18; 69 responded, 31 were not required to respond and 2 did not respond.

The 1Q24 report represents results based upon data received by May 17, 2024. The results are:

	Number of Days	Benchmark	2Q22	3Q22	4Q22	1Q23	2Q23	3Q23	4Q23	1Q24
FROIs	7	85%	78%	74%	78%	80%	80%	80%	80%	80%
PAYs	14	87%	84%	83%	85%	83%	83%	83%	84%	84%
MOPs	17	85%	78%	78%	83%	81%	81%	80%	83%	82%
NOCs	14	90%	92%	93%	92%	91%	92%	91%	94%	92%
WAGE	30	75%	67%	60%	74%	75%	75%	72%	77%	77%
FRINGE	30	75%	66%	60%	72%	74%	73%	71%	76%	76%

Compliance Benchmark Tracking



II. CAVEATS & EXPLANATIONS

A. General

- Question marks (“?”) within this report indicate that the insurer did not provide all of the data required to measure compliance in that particular area.

B. Lost Time First Report of Injury (FROI) Filings

- Compliance with this benchmark exists when the FROI is filed (accepted EDI transaction, with or without errors) within 7 days after the employer receives notice or knowledge of an employee injury that has caused the employee to lose a day’s work.

C. Initial Indemnity Payments (PAYs)

- Compliance with this benchmark exists when the check is mailed within the later of (i) 14 days after the employer’s notice or knowledge of incapacity or (ii) the first day of compensability plus 6 days.
- If an employer continues to pay the employee’s salary, payments are deemed timely for purposes of compliance if made consistent with the employer’s usual payroll practice.

D. Initial Memorandum of Payment (MOP) Filings

- Compliance with this benchmark exists when the MOP is received within 17 days of the employer’s notice or knowledge of incapacity.

E. Initial Indemnity Notice of Controversy (NOC) Filings

- Compliance with this benchmark exists when the NOC is filed (accepted EDI transaction, with or without errors) within 14 days after the employer receives notice or knowledge of the incapacity or death. Measurement excludes filings submitted with full denial reason codes 3A-3H (No Coverage).

F. Wage Information

- Compliance with the benchmark (WCB-2 and WCB-2B forms) exists when the wage information is filed within 30 days of the employer receiving notice or knowledge of incapacity.

III. COMPLETED AUDITS

The Board conducts compliance audits of insurers to ensure that all obligations under the Workers’ Compensation Act are met. The functions of the audit program include, but are not limited to: ensuring that all reporting requirements of the Board are met, auditing the timeliness of benefit payments, auditing the accuracy of indemnity payments, evaluating claims-handling techniques, and determining whether claims are unreasonably contested.

The following had audits completed in 1st Quarter 2024:

Auditee (alpha order)	Total Penalties
Travelers Insurance	\$33,900.00

LOST TIME FIRST REPORT OF INJURY FILINGS

Chart 1: Timeliness Distribution

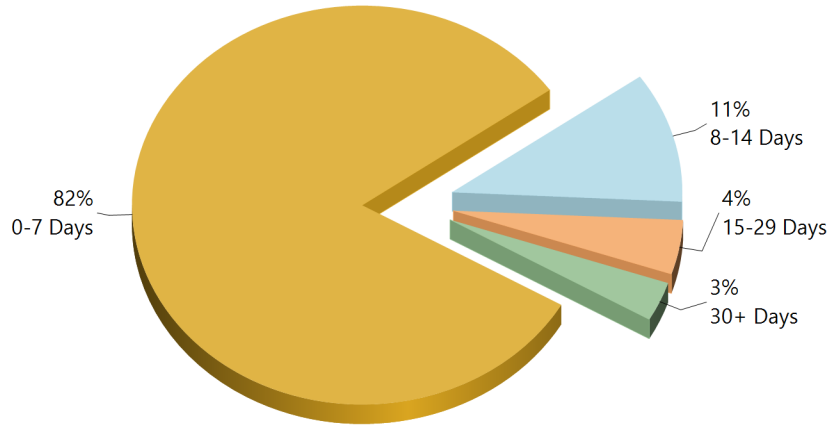


Table 1: Received Within

0-7 Days	2,493	82%
8-14 Days	322	11%
15-29 Days	134	4%
30+ Days	97	3%
? Days	0	0%
Total	3,046	100%

*The percentages may not always add to 100% due to rounding

Chart 2: Quarterly Compliance

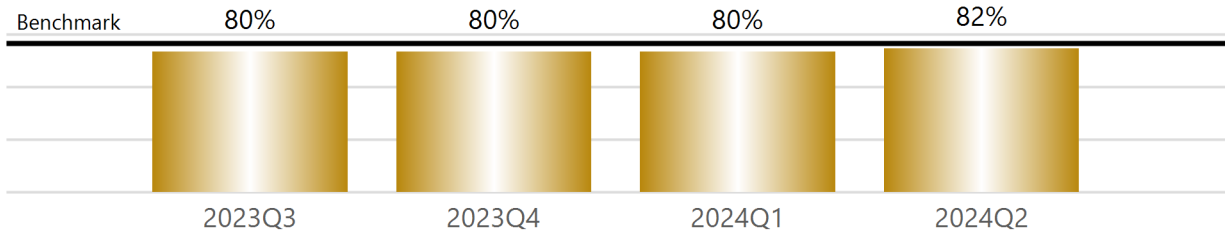
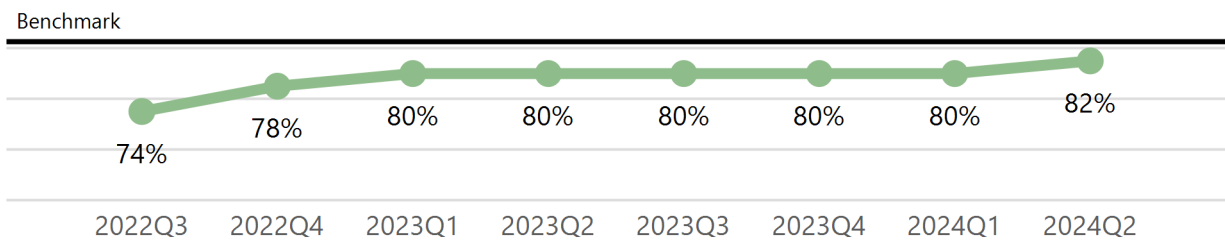


Chart 3: Compliance Trend



INITIAL INDEMNITY PAYMENTS

Chart 4: Timeliness Distribution

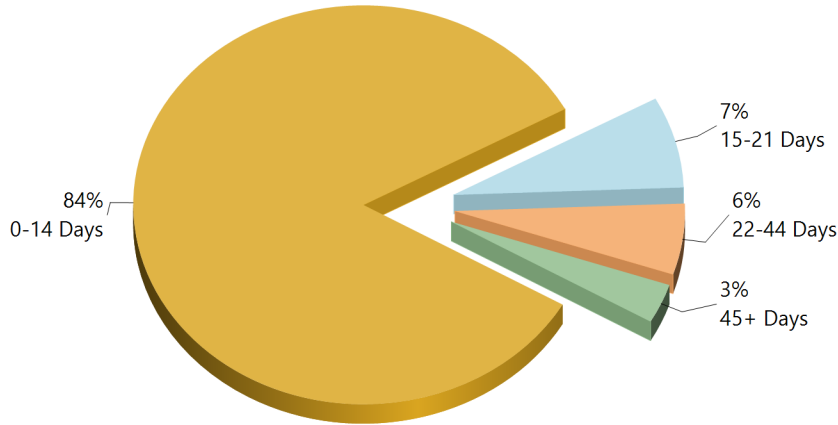


Table 2: Made Within

0-14 Days	656	84%
15-21 Days	58	7%
22-44 Days	45	6%
45+ Days	25	3%
? Days	1	0%
Total	785	100%

*The percentages may not always add to 100% due to rounding

Initial indemnity payments are monitored to ensure that payments are initiated within the time limits established in Section 205. As a result of these efforts, \$21,450 in penalties was issued to claimants and there is another \$4,600 in penalties awaiting resolution.

Chart 5: Quarterly Compliance

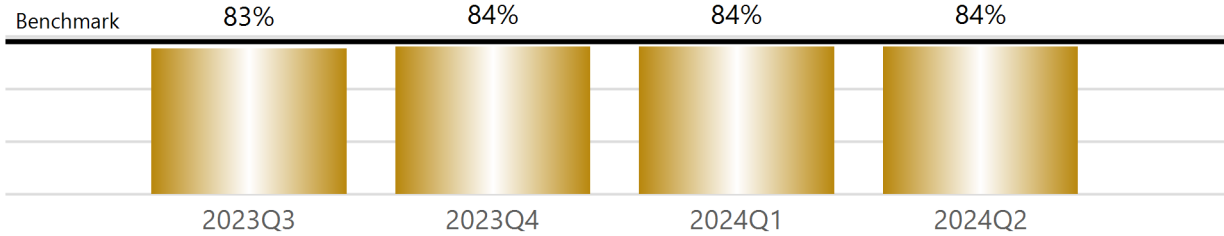
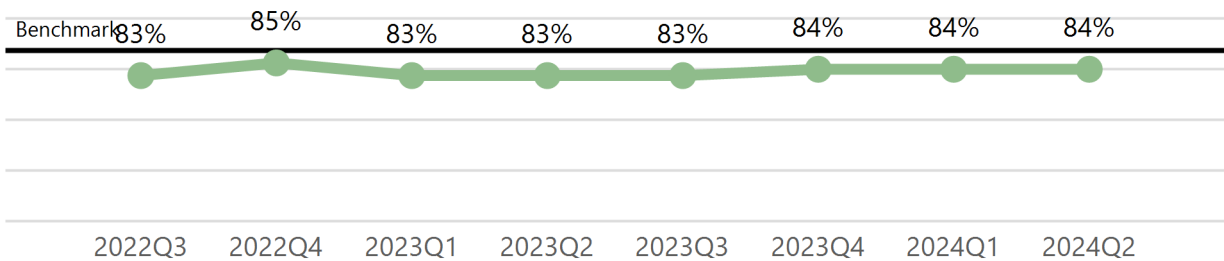


Chart 6: Compliance Trend



INITIAL MEMORANDUM OF PAYMENT FILINGS

Chart 7: Timeliness Distribution

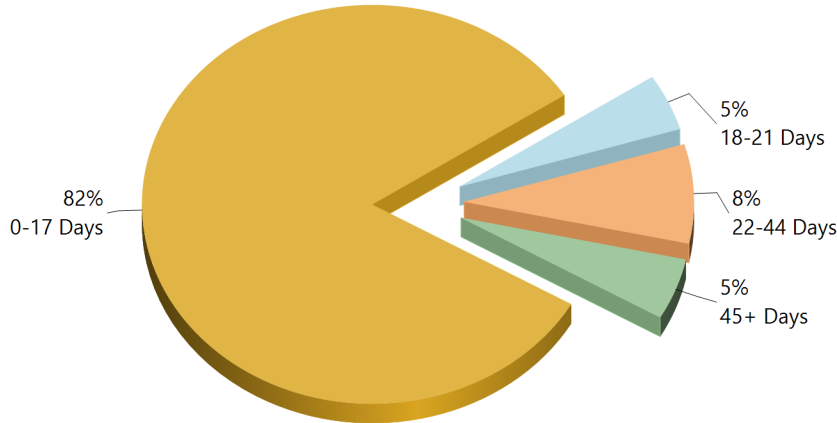


Table 3: Received Within

0-17 Days	647	82%
18-21 Days	36	5%
22-44 Days	63	8%
45+ Days	39	5%
? Days	0	0%
Total	785	100%

*The percentages may not always add to 100% due to rounding

Chart 8: Quarterly Compliance

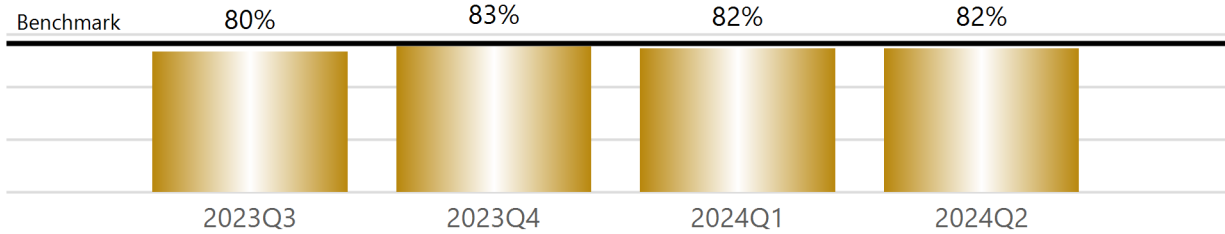
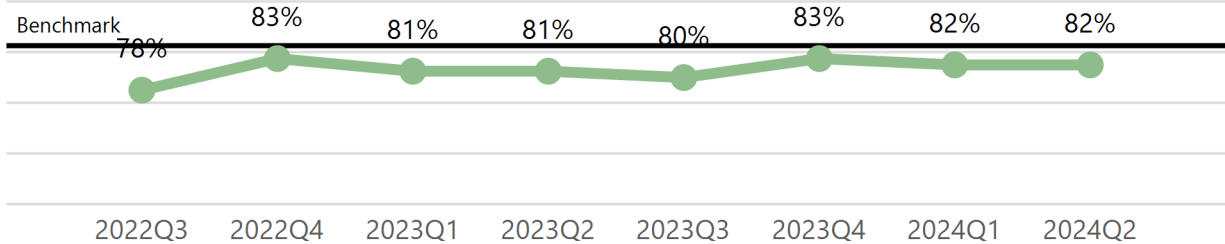


Chart 9: Compliance Trend



INITIAL INDEMNITY NOTICE OF CONTROVERSY FILINGS

Chart 10: Timeliness Distribution

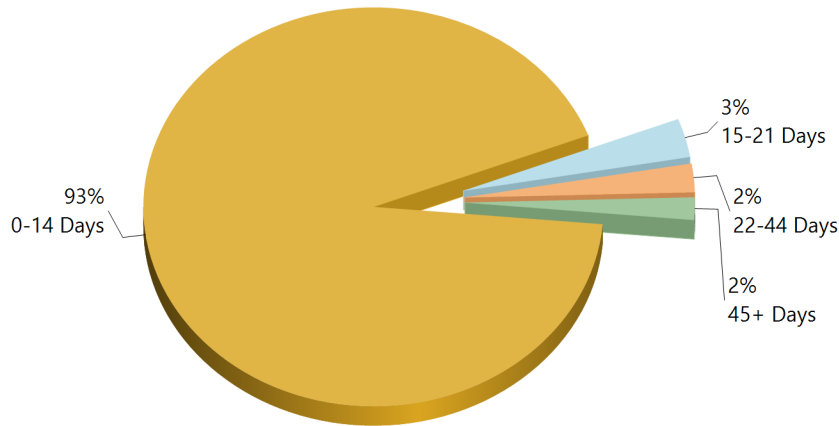


Table 4: Received Within

0-14 Days	564	93%
15-21 Days	19	3%
22-44 Days	14	2%
45+ Days	11	2%
? Days	0	0%
Total	608	100%

*The percentages may not always add to 100% due to rounding

Chart 11: Quarterly Compliance

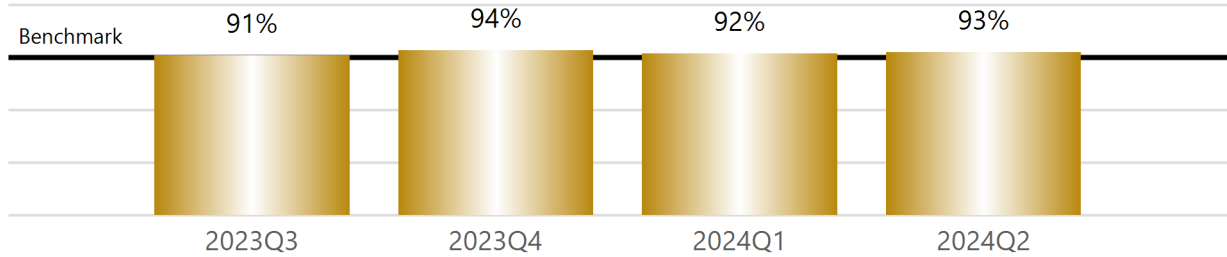
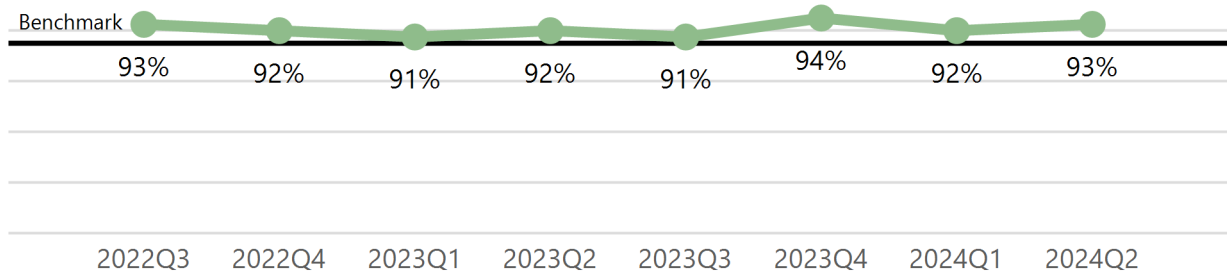


Chart 12: Compliance Trend



WAGE INFORMATION

Chart 13: Wage Statements Due Distribution

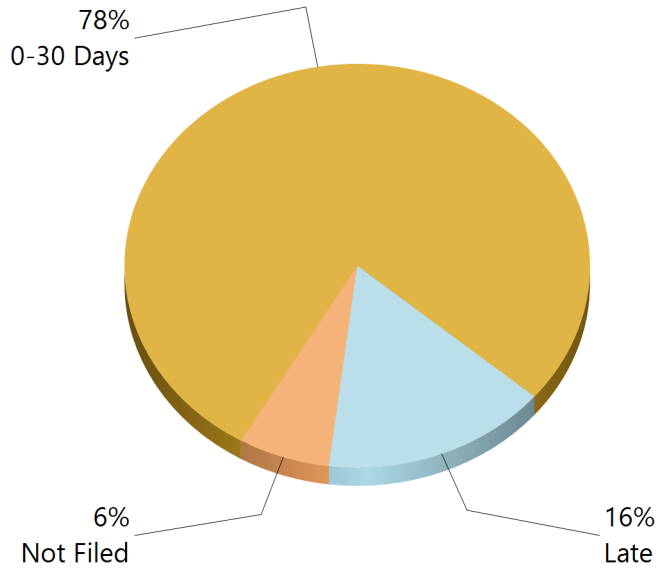


Table 5: Wage Statements Due

0-30 Days	1,392	78%
Late	281	16%
Not Filed	114	6%
Total	1,787	100%

*The percentages may not always add to 100% due to rounding

Chart 14: Fringe Benefit Worksheets Due Distribution

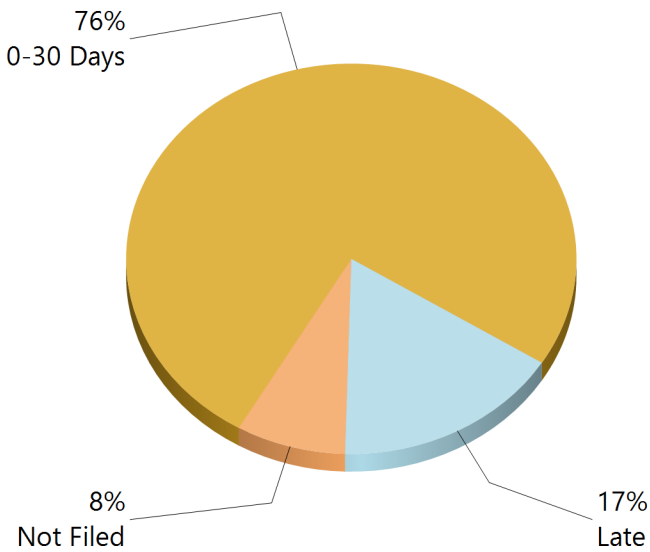


Table 6: Fringe Worksheets Due

0-30 Days	1,351	76%
Late	295	17%
Not Filed	141	8%
Total	1,787	100%

*The percentages may not always add to 100% due to rounding

INSURANCE GROUP COMPLIANCE

Lost Time FROI and Initial Indemnity Payments

Second Quarter

4/1/2024 - 6/30/2024

Insurance Company	Total Lost Time FROIs Filed	Lost Time FROIs Filed Timely	Compliance Percentage	Total Initial Indemnity Payments Made	Initial Indemnity Payments Made Timely	Compliance Percentage
ACADIA INSURANCE	FROIs Filed	Timely FROIs	Compliance	Payments Made	Timely Payments	Compliance
CA010 ACADIA INSURANCE	43	33	77%	12	7	58%
Total	43	33	77% ▼	12	7	58% ▼
ACADIA INSURANCE Group Total	43	33	77% ▼	12	7	58% ▼
ACCIDENT FUND INSURANCE	FROIs Filed	Timely FROIs	Compliance	Payments Made	Timely Payments	Compliance
ACCIDENT FUND INSURANCE	*	*	*	*	*	*
Total	*	*	*	*	*	*
ACCIDENT FUND INSURANCE TPA Administered Claims						
CA190 GALLAGHER BASSETT SERVICES	12	11	92%	1	1	100%
TPA Total	12	11	92% ▲	1	1	100% ▲
ACCIDENT FUND INSURANCE Group Total	12	11	92% ▲	1	1	100% ▲
ACUITY MUTUAL INSURANCE	FROIs Filed	Timely FROIs	Compliance	Payments Made	Timely Payments	Compliance
CA418 ACUITY MUTUAL INSURANCE	4	4	100%	1	1	100%
Total	4	4	100% ▲	1	1	100% ▲
ACUITY MUTUAL INSURANCE Group Total	4	4	100% ▲	1	1	100% ▲
AIG INSURANCE	FROIs Filed	Timely FROIs	Compliance	Payments Made	Timely Payments	Compliance
CA015 AIG CLAIMS, INC	*	*	*	*	*	*
Total	*	*	*	*	*	*
AIG INSURANCE TPA Administered Claims						
CA040 BROADSPIRE SERVICES	5	5	100%	1	1	100%
CA116 CORVEL ENTERPRISE COMP	6	4	67%	1	1	100%
CA160 ESIS	13	9	69%	8	7	88%
CA190 GALLAGHER BASSETT SERVICES	30	27	90%	6	2	33%
CA204 HELMSMAN MANAGEMENT SERVICES	6	6	100%	2	2	100%
CA300 SEDGWICK CLAIMS MANAGEMENT SERVICES	34	26	76%	5	4	80%
TPA Total	94	77	82% ▼	23	17	74% ▼
AIG INSURANCE Group Total	94	77	82% ▼	23	17	74% ▼
AIM MUTUAL GROUP	FROIs Filed	Timely FROIs	Compliance	Payments Made	Timely Payments	Compliance
CA472 AIM MUTUAL INSURANCE	11	8	73%	2	2	100%
Total	11	8	73% ▼	2	2	100% ▲
AIM MUTUAL GROUP Group Total	11	8	73% ▼	2	2	100% ▲
AMERICAN FINANCIAL GROUP	FROIs Filed	Timely FROIs	Compliance	Payments Made	Timely Payments	Compliance
CA192 GREAT AMERICAN ALLIANCE INSURANCE	No Filings	No Filings	No Filings	1	1	100%
CA267 NATIONAL INTERSTATE INSURANCE COMPANY	1	1	100%	No Filings	No Filings	No Filings
Total	1	1	100% ▲	1	1	100% ▲
AMERICAN FINANCIAL GROUP Group Total	1	1	100% ▲	1	1	100% ▲

Maine Workers' Compensation Board
 Lost Time FROI Filing Benchmark: 85%
 Initial Indemnity Payment Benchmark: 87%

▲ Indicates benchmark met or exceeded
 ▼ Indicates benchmark not met

INSURANCE GROUP COMPLIANCE

Lost Time FROI and Initial Indemnity Payments

Second Quarter

4/1/2024 - 6/30/2024

Insurance Company	Total Lost Time FROIs Filed	Lost Time FROIs Filed Timely	Compliance Percentage	Total Initial Indemnity Payments Made	Initial Indemnity Payments Made Timely	Compliance Percentage
AMERISURE INSURANCE	FROIs Filed	Timely FROIs	Compliance	Payments Made	Timely Payments	Compliance
CA013 AMERISURE INSURANCE	*	*	*	*	*	*
Total	*	*	*	*	*	*
AMERISURE INSURANCE TPA Administered Claims						
CA190 GALLAGHER BASSETT SERVICES	1	1	100%	No Filings	No Filings	No Filings
TPA Total	1	1	100% ▲	No Filings	No Filings	No Filings
AMERISURE INSURANCE Group Total	1	1	100% ▲	No Filings	No Filings	No Filings
AMTRUST INSURANCE	FROIs Filed	Timely FROIs	Compliance	Payments Made	Timely Payments	Compliance
CA437 AMTRUST NORTH AMERICA INC.	37	3	8%	12	7	58%
Total	37	3	8% ▼	12	7	58% ▼
AMTRUST INSURANCE Group Total	37	3	8% ▼	12	7	58% ▼
ARCH INSURANCE	FROIs Filed	Timely FROIs	Compliance	Payments Made	Timely Payments	Compliance
ARCH INSURANCE	*	*	*	*	*	*
Total	*	*	*	*	*	*
ARCH INSURANCE TPA Administered Claims						
CA040 BROADSPIRE SERVICES	8	8	100%	1	1	100%
CA070 CANNON COCHRAN MANAGEMENT SERVICES	3	3	100%	No Filings	No Filings	No Filings
CA190 GALLAGHER BASSETT SERVICES	5	3	60%	2	1	50%
CA300 SEDGWICK CLAIMS MANAGEMENT SERVICES	7	5	71%	No Filings	No Filings	No Filings
TPA Total	23	19	83% ▼	3	2	67% ▼
ARCH INSURANCE Group Total	23	19	83% ▼	3	2	67% ▼
ARGONAUT INS GROUP	FROIs Filed	Timely FROIs	Compliance	Payments Made	Timely Payments	Compliance
CA020 ARGONAUT INSURANCE	2	1	50%	2	1	50%
Total	2	1	50% ▼	2	1	50% ▼
ARGONAUT INS GROUP Group Total	2	1	50% ▼	2	1	50% ▼
AXA INS GROUP	FROIs Filed	Timely FROIs	Compliance	Payments Made	Timely Payments	Compliance
XL INSURANCE AMERICA INC	*	*	*	*	*	*
CA384 XL SPECIALTY INSURANCE	*	*	*	*	*	*
Total	*	*	*	*	*	*
AXA INS GROUP TPA Administered Claims						
CA110 CONSTITUTION STATE SERVICES	4	2	50%	3	3	100%
CA160 ESIS	1	1	100%	No Filings	No Filings	No Filings
CA190 GALLAGHER BASSETT SERVICES	10	9	90%	1	0	0%
CA300 SEDGWICK CLAIMS MANAGEMENT SERVICES	10	6	60%	2	0	0%
TPA Total	25	18	72% ▼	6	3	50% ▼
AXA INS GROUP Group Total	25	18	72% ▼	6	3	50% ▼

Maine Workers' Compensation Board
 Lost Time FROI Filing Benchmark: 85%
 Initial Indemnity Payment Benchmark: 87%

▲ Indicates benchmark met or exceeded
 ▼ Indicates benchmark not met

INSURANCE GROUP COMPLIANCE

Lost Time FROI and Initial Indemnity Payments

Second Quarter

4/1/2024 - 6/30/2024

Insurance Company	Total Lost Time FROIs Filed	Lost Time FROIs Filed Timely	Compliance Percentage	Total Initial Indemnity Payments Made	Initial Indemnity Payments Made Timely	Compliance Percentage
BARBER FOODS, LLC	FROIs Filed	Timely FROIs	Compliance	Payments Made	Timely Payments	Compliance
CA514 BARBER FOODS, LLC	No Filings	No Filings	No Filings	1	1	100%
Total	No Filings	No Filings	No Filings ▲	1	1	100% ▲
BARBER FOODS, LLC Group Total	No Filings	No Filings	No Filings ▲	1	1	100% ▲
BATH IRON WORKS	FROIs Filed	Timely FROIs	Compliance	Payments Made	Timely Payments	Compliance
CA036 BATH IRON WORKS	17	16	94%	12	12	100%
Total	17	16	94% ▲	12	12	100% ▲
BATH IRON WORKS Group Total	17	16	94% ▲	12	12	100% ▲
BENCHMARK ADMINISTRATORS, LLC	FROIs Filed	Timely FROIs	Compliance	Payments Made	Timely Payments	Compliance
CA497 BENCHMARK ADMINISTRATORS, LLC	1	0	0%	1	1	100%
Total	1	0	0% ▼	1	1	100% ▲
BENCHMARK ADMINISTRATORS, LLC Group Total	1	0	0% ▼	1	1	100% ▲
BERKSHIRE HATHAWAY GROUP	FROIs Filed	Timely FROIs	Compliance	Payments Made	Timely Payments	Compliance
CA037 BERKSHIRE HATHAWAY DIRECT INSURANCE	1	0	0%	No Filings	No Filings	No Filings
CA114 BERKSHIRE HATHAWAY HOMESTATE INSURANCE	2	0	0%	No Filings	No Filings	No Filings
CA474 NATIONAL LIABILITY AND FIRE INSURANCE	3	2	67%	No Filings	No Filings	No Filings
Total	6	2	33% ▼	No Filings	No Filings	No Filings
BERKSHIRE HATHAWAY GROUP Group Total	6	2	33% ▼	No Filings	No Filings	No Filings
BROADSPIRE SERVICES	FROIs Filed	Timely FROIs	Compliance	Payments Made	Timely Payments	Compliance
CA040 BROADSPIRE SERVICES	35	32	91%	9	9	100%
Total	35	32	91% ▲	9	9	100% ▲
BROADSPIRE SERVICES Group Total	35	32	91% ▲	9	9	100% ▲
CANNON COCHRAN MANAGEMENT SERVICES	FROIs Filed	Timely FROIs	Compliance	Payments Made	Timely Payments	Compliance
CA070 CANNON COCHRAN MANAGEMENT SERVICES	66	51	77%	15	13	87%
Total	66	51	77% ▼	15	13	87% ▲
CANNON COCHRAN MANAGEMENT SERVICES Group Total	66	51	77% ▼	15	13	87% ▲
CAROLINA CASUALTY INS CO	FROIs Filed	Timely FROIs	Compliance	Payments Made	Timely Payments	Compliance
CAROLINA CASUALTY INS CO	*	*	*	*	*	*
Total	*	*	*	*	*	*
CAROLINA CASUALTY INS CO TPA Administered Claims						
CA190 GALLAGHER BASSETT SERVICES	6	5	83%	2	1	50%
TPA Total	6	5	83% ▼	2	1	50% ▼
CAROLINA CASUALTY INS CO Group Total	6	5	83% ▼	2	1	50% ▼

Maine Workers' Compensation Board
 Lost Time FROI Filing Benchmark: 85%
 Initial Indemnity Payment Benchmark: 87%

▲ Indicates benchmark met or exceeded
 ▼ Indicates benchmark not met

INSURANCE GROUP COMPLIANCE

Lost Time FROI and Initial Indemnity Payments

Second Quarter

4/1/2024 - 6/30/2024

Insurance Company	Total Lost Time FROIs Filed	Lost Time FROIs Filed Timely	Compliance Percentage	Total Initial Indemnity Payments Made	Initial Indemnity Payments Made Timely	Compliance Percentage
CHEROKEE INSURANCE	FROIs Filed	Timely FROIs	Compliance	Payments Made	Timely Payments	Compliance
CA044 CHEROKEE INSURANCE	1	1	100%	1	1	100%
Total	1	1	100% ▲	1	1	100% ▲
CHEROKEE INSURANCE Group Total	1	1	100% ▲	1	1	100% ▲
CHUBB INSURANCE	FROIs Filed	Timely FROIs	Compliance	Payments Made	Timely Payments	Compliance
ACE INSURANCE	*	*	*	*	*	*
CA072 CHARTER OAK FIRE INSURANCE	*	*	*	*	*	*
CA046 CHUBB INSURANCE	*	*	*	*	*	*
CA090 FEDERAL INSURANCE	*	*	*	*	*	*
INDEMNITY INS CO OF NORTH AMERICA	*	*	*	*	*	*
PACIFIC INDEMNITY CO	*	*	*	*	*	*
Total	*	*	*	*	*	*
CHUBB INSURANCE TPA Administered Claims						
CA070 CANNON COCHRAN MANAGEMENT SERVICES	3	1	33%	No Filings	No Filings	No Filings
CA110 CONSTITUTION STATE SERVICES	1	1	100%	2	1	50%
CA116 CORVEL ENTERPRISE COMP	11	9	82%	2	2	100%
CA160 ESIS	10	6	60%	5	4	80%
CA190 GALLAGHER BASSETT SERVICES	47	41	87%	15	10	67%
CA204 HELMSMAN MANAGEMENT SERVICES	14	7	50%	4	3	75%
CA300 SEDGWICK CLAIMS MANAGEMENT SERVICES	81	68	84%	21	19	90%
TPA Total	167	133	80% ▼	49	39	80% ▼
CHUBB INSURANCE Group Total	167	133	80% ▼	49	39	80% ▼
CHURCH MUTUAL INSURANCE	FROIs Filed	Timely FROIs	Compliance	Payments Made	Timely Payments	Compliance
CA084 CHURCH MUTUAL INSURANCE	*	*	*	*	*	*
Total	*	*	*	*	*	*
CHURCH MUTUAL INSURANCE TPA Administered Claims						
CA160 ESIS	1	1	100%	1	1	100%
TPA Total	1	1	100% ▲	1	1	100% ▲
CHURCH MUTUAL INSURANCE Group Total	1	1	100% ▲	1	1	100% ▲
CIANBRO CORPORATION	FROIs Filed	Timely FROIs	Compliance	Payments Made	Timely Payments	Compliance
CA085 CIANBRO CORPORATION	2	1	50%	No Filings	No Filings	No Filings
Total	2	1	50% ▼	No Filings	No Filings	No Filings
CIANBRO CORPORATION Group Total	2	1	50% ▼	No Filings	No Filings	No Filings

INSURANCE GROUP COMPLIANCE

Lost Time FROI and Initial Indemnity Payments

Second Quarter

4/1/2024 - 6/30/2024

Insurance Company	Total Lost Time FROIs Filed	Lost Time FROIs Filed Timely	Compliance Percentage	Total Initial Indemnity Payments Made	Initial Indemnity Payments Made Timely	Compliance Percentage
CINCINNATI FINANCIAL GROUP	FROIs Filed	Timely FROIs	Compliance	Payments Made	Timely Payments	Compliance
CA438 CINCINNATI INSURANCE	1	1	100%	No Filings	No Filings	No Filings
Total	1	1	100% ▲	No Filings	No Filings	No Filings
CINCINNATI FINANCIAL GROUP Group Total	1	1	100% ▲	No Filings	No Filings	No Filings
CNA INSURANCE	FROIs Filed	Timely FROIs	Compliance	Payments Made	Timely Payments	Compliance
CA017 AMERICAN CASUALTY COMPANY OF READING PA	2	1	50%	2	1	50%
CA087 THE CONTINENTAL INSURANCE	1	0	0%	1	0	0%
CA314 TRANSPORTATION INSURANCE	1	1	100%	1	1	100%
Total	4	2	50% ▼	4	2	50% ▼
CNA INSURANCE TPA Administered Claims						
CA040 BROADSPIRE SERVICES	2	2	100%	No Filings	No Filings	No Filings
CA190 GALLAGHER BASSETT SERVICES	2	1	50%	No Filings	No Filings	No Filings
CA300 SEDGWICK CLAIMS MANAGEMENT SERVICES	7	5	71%	1	0	0%
TPA Total	11	8	73% ▼	1	0	0% ▼
CNA INSURANCE Group Total	15	10	67% ▼	5	2	40% ▼
CONSTITUTION STATE SERVICES	FROIs Filed	Timely FROIs	Compliance	Payments Made	Timely Payments	Compliance
CA110 CONSTITUTION STATE SERVICES	11	8	73%	10	7	70%
Total	11	8	73% ▼	10	7	70% ▼
CONSTITUTION STATE SERVICES Group Total	11	8	73% ▼	10	7	70% ▼
CORVEL ENTERPRISE COMP	FROIs Filed	Timely FROIs	Compliance	Payments Made	Timely Payments	Compliance
CA116 CORVEL ENTERPRISE COMP	48	37	77%	9	9	100%
Total	48	37	77% ▼	9	9	100% ▲
CORVEL ENTERPRISE COMP Group Total	48	37	77% ▼	9	9	100% ▲
COTTINGHAM & BUTLER CLAIMS SERVICES	FROIs Filed	Timely FROIs	Compliance	Payments Made	Timely Payments	Compliance
CA117 COTTINGHAM & BUTLER CLAIMS SERVICES	2	1	50%	1	0	0%
Total	2	1	50% ▼	1	0	0% ▼
COTTINGHAM & BUTLER CLAIMS SERVICES Group Total	2	1	50% ▼	1	0	0% ▼
CREATIVE RISK SOLUTIONS	FROIs Filed	Timely FROIs	Compliance	Payments Made	Timely Payments	Compliance
CA417 CREATIVE RISK SOLUTIONS	2	0	0%	No Filings	No Filings	No Filings
Total	2	0	0% ▼	No Filings	No Filings	No Filings ▲
CREATIVE RISK SOLUTIONS Group Total	2	0	0% ▼	No Filings	No Filings	No Filings ▲
CROSS INSURANCE	FROIs Filed	Timely FROIs	Compliance	Payments Made	Timely Payments	Compliance
CA093 CROSS INSURANCE	303	288	95%	42	41	98%
Total	303	288	95% ▲	42	41	98% ▲
CROSS INSURANCE Group Total	303	288	95% ▲	42	41	98% ▲

Maine Workers' Compensation Board
 Lost Time FROI Filing Benchmark: 85%
 Initial Indemnity Payment Benchmark: 87%

▲ Indicates benchmark met or exceeded
 ▼ Indicates benchmark not met

INSURANCE GROUP COMPLIANCE

Lost Time FROI and Initial Indemnity Payments

Second Quarter

4/1/2024 - 6/30/2024

Insurance Company	Total Lost Time FROIs Filed	Lost Time FROIs Filed Timely	Compliance Percentage	Total Initial Indemnity Payments Made	Initial Indemnity Payments Made Timely	Compliance Percentage
DELHAIZE AMERICA LLC	FROIs Filed	Timely FROIs	Compliance	Payments Made	Timely Payments	Compliance
CA496 DELHAIZE AMERICA LLC	65	58	89%	25	22	88%
Total	65	58	89% ▲	25	22	88% ▲
DELHAIZE AMERICA LLC Group Total	65	58	89% ▲	25	22	88% ▲
EASTERN ALLIANCE INSURANCE	FROIs Filed	Timely FROIs	Compliance	Payments Made	Timely Payments	Compliance
CA141 EASTERN ALLIANCE INSURANCE	39	27	69%	17	13	76%
Total	39	27	69% ▼	17	13	76% ▼
EASTERN ALLIANCE INSURANCE Group Total	39	27	69% ▼	17	13	76% ▼
ELECTRIC INSURANCE	FROIs Filed	Timely FROIs	Compliance	Payments Made	Timely Payments	Compliance
CA150 ELECTRIC INSURANCE	*	*	*	*	*	*
Total	*	*	*	*	*	*
ELECTRIC INSURANCE TPA Administered Claims						
CA300 SEDGWICK CLAIMS MANAGEMENT SERVICES	1	1	100%	No Filings	No Filings	No Filings
TPA Total	1	1	100% ▲	No Filings	No Filings	No Filings
ELECTRIC INSURANCE Group Total	1	1	100% ▲	No Filings	No Filings	No Filings
EMPLOYERS HOLDINGS GROUP	FROIs Filed	Timely FROIs	Compliance	Payments Made	Timely Payments	Compliance
CA479 EMPLOYERS PREFERRED INSURANCE	4	0	0%	No Filings	No Filings	No Filings
Total	4	0	0% ▼	No Filings	No Filings	No Filings
EMPLOYERS HOLDINGS GROUP Group Total	4	0	0% ▼	No Filings	No Filings	No Filings
ESIS	FROIs Filed	Timely FROIs	Compliance	Payments Made	Timely Payments	Compliance
CA160 ESIS	30	21	70%	17	15	88%
Total	30	21	70% ▼	17	15	88% ▲
ESIS Group Total	30	21	70% ▼	17	15	88% ▲
EVEREST REINS HOLDINGS GROUP	FROIs Filed	Timely FROIs	Compliance	Payments Made	Timely Payments	Compliance
EVEREST REINS HOLDINGS	*	*	*	*	*	*
Total	*	*	*	*	*	*
EVEREST REINS HOLDINGS GROUP TPA Administered Claims						
CA040 BROADSPIRE SERVICES	1	0	0%	1	1	100%
CA190 GALLAGHER BASSETT SERVICES	1	1	100%	No Filings	No Filings	No Filings
CA300 SEDGWICK CLAIMS MANAGEMENT SERVICES	4	4	100%	No Filings	No Filings	No Filings
TPA Total	6	5	83% ▼	1	1	100% ▲
EVEREST REINS HOLDINGS GROUP Group Total	6	5	83% ▼	1	1	100% ▲

Maine Workers' Compensation Board
 Lost Time FROI Filing Benchmark: 85%
 Initial Indemnity Payment Benchmark: 87%

▲ Indicates benchmark met or exceeded
 ▼ Indicates benchmark not met

INSURANCE GROUP COMPLIANCE

Lost Time FROI and Initial Indemnity Payments

Second Quarter

4/1/2024 - 6/30/2024

Insurance Company	Total Lost Time FROIs Filed	Lost Time FROIs Filed Timely	Compliance Percentage	Total Initial Indemnity Payments Made	Initial Indemnity Payments Made Timely	Compliance Percentage
FAIRFAX FINANCIAL GROUP	FROIs Filed	Timely FROIs	Compliance	Payments Made	Timely Payments	Compliance
CA257 NORTH RIVER INSURANCE	*	*	*	*	*	*
13145 ZENITH INSURANCE	*	*	*	*	*	*
Total	*	*	*	*	*	*
FAIRFAX FINANCIAL GROUP TPA Administered Claims						
CA040 BROADSPIRE SERVICES	8	8	100%	4	4	100%
TPA Total	8	8	100% ▲	4	4	100% ▲
FAIRFAX FINANCIAL GROUP Group Total	8	8	100% ▲	4	4	100% ▲
FEDERATED MUTUAL INSURANCE	FROIs Filed	Timely FROIs	Compliance	Payments Made	Timely Payments	Compliance
CA091 FEDERATED MUTUAL INSURANCE	1	0	0%	No Filings	No Filings	No Filings
Total	1	0	0% ▼	No Filings	No Filings	No Filings
FEDERATED MUTUAL INSURANCE Group Total	1	0	0% ▼	No Filings	No Filings	No Filings
FRANKENMUTH INSURANCE	FROIs Filed	Timely FROIs	Compliance	Payments Made	Timely Payments	Compliance
CA095 FRANKENMUTH INSURANCE	1	1	100%	No Filings	No Filings	No Filings
Total	1	1	100% ▲	No Filings	No Filings	No Filings
FRANKENMUTH INSURANCE Group Total	1	1	100% ▲	No Filings	No Filings	No Filings
FUTURECOMP	FROIs Filed	Timely FROIs	Compliance	Payments Made	Timely Payments	Compliance
CA175 FUTURECOMP	32	31	97%	2	2	100%
Total	32	31	97% ▲	2	2	100% ▲
FUTURECOMP Group Total	32	31	97% ▲	2	2	100% ▲
GALLAGHER BASSETT SERVICES	FROIs Filed	Timely FROIs	Compliance	Payments Made	Timely Payments	Compliance
CA190 GALLAGHER BASSETT SERVICES	265	235	89%	53	30	57%
Total	265	235	89% ▲	53	30	57% ▼
GALLAGHER BASSETT SERVICES Group Total	265	235	89% ▲	53	30	57% ▼
GROUP 1001 INS HOLDINGS GRP	FROIs Filed	Timely FROIs	Compliance	Payments Made	Timely Payments	Compliance
CLEAR SPRING PROPERTY & CASUALTY	*	*	*	*	*	*
Total	*	*	*	*	*	*
GROUP 1001 INS HOLDINGS GRP TPA Administered Claims						
CA300 SEDGWICK CLAIMS MANAGEMENT SERVICES	5	3	60%	1	1	100%
TPA Total	5	3	60% ▼	1	1	100% ▲
GROUP 1001 INS HOLDINGS GRP Group Total	5	3	60% ▼	1	1	100% ▲

Maine Workers' Compensation Board
 Lost Time FROI Filing Benchmark: 85%
 Initial Indemnity Payment Benchmark: 87%

▲ Indicates benchmark met or exceeded
 ▼ Indicates benchmark not met

INSURANCE GROUP COMPLIANCE

Lost Time FROI and Initial Indemnity Payments

Second Quarter

4/1/2024 - 6/30/2024

Insurance Company	Total Lost Time FROIs Filed	Lost Time FROIs Filed Timely	Compliance Percentage	Total Initial Indemnity Payments Made	Initial Indemnity Payments Made Timely	Compliance Percentage
GUARD INSURANCE						
CA019 AMGUARD INSURANCE	3	2	67%	2	2	100%
CA272 NORGUARD INSURANCE	5	4	80%	No Filings	No Filings	No Filings
Total	8	6	75% ▼	2	2	100% ▲
GUARD INSURANCE Group Total	8	6	75% ▼	2	2	100% ▲
HANOVER INSURANCE						
CA428 ALLMERICA FINANCIAL BENEFIT INSURANCE	3	2	67%	1	1	100%
CA048 CITIZENS INSURANCE COMPANY OF AMERICA	1	0	0%	No Filings	No Filings	No Filings
CA202 HANOVER INSURANCE	1	0	0%	2	1	50%
CA228 MASSACHUSETTS BAY INSURANCE	No Filings	No Filings	No Filings	1	1	100%
Total	5	2	40% ▼	4	3	75% ▼
HANOVER INSURANCE Group Total	5	2	40% ▼	4	3	75% ▼
HARTFORD INSURANCE						
CA188 HARTFORD ACCIDENT & INDEMNITY	1	1	100%	No Filings	No Filings	No Filings
CA203 HARTFORD FIRE INSURANCE	8	3	38%	4	3	75%
CA186 HARTFORD INSURANCE COMPANY OF THE MIDWEST	1	1	100%	1	1	100%
CA187 HARTFORD UNDERWRITERS INSURANCE	4	4	100%	2	2	100%
CA288 PROPERTY & CASUALTY INSURANCE COMPANY OF HARTFORD	14	8	57%	7	4	57%
CA319 TRUMBULL INSURANCE	1	1	100%	No Filings	No Filings	No Filings
CA321 TWIN CITY FIRE INSURANCE	3	3	100%	1	0	0%
Total	32	21	66% ▼	15	10	67% ▼
HARTFORD INSURANCE TPA Administered Claims						
CA070 CANNON COCHRAN MANAGEMENT SERVICES	4	4	100%	1	1	100%
CA116 CORVEL ENTERPRISE COMP	6	2	33%	1	1	100%
CA190 GALLAGHER BASSETT SERVICES	1	1	100%	No Filings	No Filings	No Filings
CA300 SEDGWICK CLAIMS MANAGEMENT SERVICES	3	1	33%	No Filings	No Filings	No Filings
TPA Total	14	8	57% ▼	2	2	100% ▲
HARTFORD INSURANCE Group Total	46	29	63% ▼	17	12	71% ▼
HELMSMAN MANAGEMENT SERVICES						
CA204 HELMSMAN MANAGEMENT SERVICES	26	16	62%	10	9	90%
Total	26	16	62% ▼	10	9	90% ▲
HELMSMAN MANAGEMENT SERVICES Group Total	26	16	62% ▼	10	9	90% ▲

INSURANCE GROUP COMPLIANCE

Lost Time FROI and Initial Indemnity Payments

Second Quarter

4/1/2024 - 6/30/2024

Insurance Company	Total Lost Time FROIs Filed	Lost Time FROIs Filed Timely	Compliance Percentage	Total Initial Indemnity Payments Made	Initial Indemnity Payments Made Timely	Compliance Percentage
HOUSTON INT INS GROUP	FROIs Filed	Timely FROIs	Compliance	Payments Made	Timely Payments	Compliance
IMPERIUM INSURANCE	*	*	*	*	*	*
Total	*	*	*	*	*	*
HOUSTON INT INS GROUP TPA Administered Claims						
CA190 GALLAGHER BASSETT SERVICES	2	2	100%	No Filings	No Filings	No Filings
TPA Total	2	2	100% ▲	No Filings	No Filings	No Filings
HOUSTON INT INS GROUP Group Total	2	2	100% ▲	No Filings	No Filings	No Filings
KEY RISK INSURANCE	FROIs Filed	Timely FROIs	Compliance	Payments Made	Timely Payments	Compliance
KEY RISK INSURANCE	*	*	*	*	*	*
Total	*	*	*	*	*	*
KEY RISK INSURANCE TPA Administered Claims						
CA190 GALLAGHER BASSETT SERVICES	1	1	100%	No Filings	No Filings	No Filings
TPA Total	1	1	100% ▲	No Filings	No Filings	No Filings
KEY RISK INSURANCE Group Total	1	1	100% ▲	No Filings	No Filings	No Filings
LIBERTY MUTUAL INSURANCE	FROIs Filed	Timely FROIs	Compliance	Payments Made	Timely Payments	Compliance
CA003 AMERICAN FIRE & CASUALTY INSURANCE	2	2	100%	No Filings	No Filings	No Filings
CA210 LIBERTY MUTUAL INSURANCE	45	37	82%	19	14	74%
CA406 OHIO CASUALTY INSURANCE	1	1	100%	No Filings	No Filings	No Filings
CA407 OHIO SECURITY INSURANCE	2	0	0%	1	0	0%
Total	50	40	80% ▼	20	14	70% ▼
LIBERTY MUTUAL INSURANCE TPA Administered Claims						
CA160 ESIS	5	4	80%	3	3	100%
CA300 SEDGWICK CLAIMS MANAGEMENT SERVICES	6	5	83%	2	1	50%
TPA Total	11	9	82% ▼	5	4	80% ▼
LIBERTY MUTUAL INSURANCE Group Total	61	49	80% ▼	25	18	72% ▼
MAINE EMPLOYERS' MUTUAL INSURANCE	FROIs Filed	Timely FROIs	Compliance	Payments Made	Timely Payments	Compliance
CA260 MAINE EMPLOYERS' MUTUAL INSURANCE	900	673	75%	268	230	86%
Total	900	673	75% ▼	268	230	86% ▼
MAINE EMPLOYERS' MUTUAL INSURANCE TPA Administered Claims						
CA116 CORVEL ENTERPRISE COMP	1	1	100%	No Filings	No Filings	No Filings
TPA Total	1	1	100% ▲	No Filings	No Filings	No Filings
MAINE EMPLOYERS' MUTUAL INSURANCE Group Total	901	674	75% ▼	268	230	86% ▼

INSURANCE GROUP COMPLIANCE

Lost Time FROI and Initial Indemnity Payments

Second Quarter

4/1/2024 - 6/30/2024

Insurance Company	Total Lost Time FROIs Filed	Lost Time FROIs Filed Timely	Compliance Percentage	Total Initial Indemnity Payments Made	Initial Indemnity Payments Made Timely	Compliance Percentage
MAINE HEALTHCARE ASSOCIATION	FROIs Filed	Timely FROIs	Compliance	Payments Made	Timely Payments	Compliance
CA234 MAINE HEALTHCARE ASSOCIATION	16	16	100%	9	8	89%
Total	16	16	100% ▲	9	8	89% ▲
MAINE HEALTHCARE ASSOCIATION Group Total	16	16	100% ▲	9	8	89% ▲
MAINE MOTOR TRANSPORT ASSOCIATION	FROIs Filed	Timely FROIs	Compliance	Payments Made	Timely Payments	Compliance
CA230 MAINE MOTOR TRANSPORT ASSOCIATION	27	27	100%	3	3	100%
Total	27	27	100% ▲	3	3	100% ▲
MAINE MOTOR TRANSPORT ASSOCIATION Group Total	27	27	100% ▲	3	3	100% ▲
MAINE MUNICIPAL ASSOCIATION	FROIs Filed	Timely FROIs	Compliance	Payments Made	Timely Payments	Compliance
CA225 MAINE MUNICIPAL ASSOCIATION	191	172	90%	40	39	98%
Total	191	172	90% ▲	40	39	98% ▲
MAINE MUNICIPAL ASSOCIATION Group Total	191	172	90% ▲	40	39	98% ▲
MAINE SCHOOL MANAGEMENT ASSOCIATION	FROIs Filed	Timely FROIs	Compliance	Payments Made	Timely Payments	Compliance
CA250 MAINE SCHOOL MANAGEMENT ASSOCIATION	64	61	95%	14	14	100%
Total	64	61	95% ▲	14	14	100% ▲
MAINE SCHOOL MANAGEMENT ASSOCIATION Group Total	64	61	95% ▲	14	14	100% ▲
MARKEL CORP GROUP	FROIs Filed	Timely FROIs	Compliance	Payments Made	Timely Payments	Compliance
CA434 MARKEL SERVICE INCORPORATED	*	*	*	*	*	*
Total	*	*	*	*	*	*
MARKEL CORP GROUP TPA Administered Claims	FROIs Filed	Timely FROIs	Compliance	Payments Made	Timely Payments	Compliance
CA070 CANNON COCHRAN MANAGEMENT SERVICES	2	1	50%	2	1	50%
TPA Total	2	1	50% ▼	2	1	50% ▼
MARKEL CORP GROUP Group Total	2	1	50% ▼	2	1	50% ▼
NATIONWIDE INSURANCE	FROIs Filed	Timely FROIs	Compliance	Payments Made	Timely Payments	Compliance
CA291 NATIONWIDE AGRIBUSINESS INSURANCE	1	1	100%	No Filings	No Filings	No Filings
Total	1	1	100% ▲	No Filings	No Filings	No Filings
NATIONWIDE INSURANCE TPA Administered Claims	FROIs Filed	Timely FROIs	Compliance	Payments Made	Timely Payments	Compliance
CA190 GALLAGHER BASSETT SERVICES	2	2	100%	No Filings	No Filings	No Filings
TPA Total	2	2	100% ▲	No Filings	No Filings	No Filings
NATIONWIDE INSURANCE Group Total	3	3	100% ▲	No Filings	No Filings	No Filings

INSURANCE GROUP COMPLIANCE

Lost Time FROI and Initial Indemnity Payments

Second Quarter

4/1/2024 - 6/30/2024

Insurance Company	Total Lost Time FROIs Filed	Lost Time FROIs Filed Timely	Compliance Percentage	Total Initial Indemnity Payments Made	Initial Indemnity Payments Made Timely	Compliance Percentage
OLD REPUBLIC INSURANCE	FROIs Filed	Timely FROIs	Compliance	Payments Made	Timely Payments	Compliance
OLD REPUBLIC GENERAL INSURANCE CORP.	*	*	*	*	*	*
OLD REPUBLIC INSURANCE	*	*	*	*	*	*
Total	*	*	*	*	*	*
OLD REPUBLIC INSURANCE TPA Administered Claims						
CA040 BROADSPIRE SERVICES	1	1	100%	No Filings	No Filings	No Filings
CA070 CANNON COCHRAN MANAGEMENT SERVICES	13	12	92%	3	3	100%
CA110 CONSTITUTION STATE SERVICES	1	1	100%	No Filings	No Filings	No Filings
CA190 GALLAGHER BASSETT SERVICES	11	10	91%	3	3	100%
CA300 SEDGWICK CLAIMS MANAGEMENT SERVICES	2	1	50%	No Filings	No Filings	No Filings
TPA Total	28	25	89% ▲	6	6	100% ▲
OLD REPUBLIC INSURANCE Group Total	28	25	89% ▲	6	6	100% ▲
PENNSYLVANIA MFG ASSN	FROIs Filed	Timely FROIs	Compliance	Payments Made	Timely Payments	Compliance
MANUFACTURERS ALLIANCE INSURANCE	*	*	*	*	*	*
PENNSYLVANIA MFG ASSN	*	*	*	*	*	*
PENNSYLVANIA MFG INDEMNITY CO	*	*	*	*	*	*
Total	*	*	*	*	*	*
PENNSYLVANIA MFG ASSN TPA Administered Claims						
CA190 GALLAGHER BASSETT SERVICES	11	9	82%	3	2	67%
TPA Total	11	9	82% ▼	3	2	67% ▼
PENNSYLVANIA MFG ASSN Group Total	11	9	82% ▼	3	2	67% ▼
PROTECTIVE INSURANCE	FROIs Filed	Timely FROIs	Compliance	Payments Made	Timely Payments	Compliance
CA277 PROTECTIVE INSURANCE COMPANY	*	*	*	*	*	*
Total	*	*	*	*	*	*
PROTECTIVE INSURANCE TPA Administered Claims						
CA040 BROADSPIRE SERVICES	2	2	100%	No Filings	No Filings	No Filings
TPA Total	2	2	100% ▲	No Filings	No Filings	No Filings
PROTECTIVE INSURANCE Group Total	2	2	100% ▲	No Filings	No Filings	No Filings
QBE INSURANCE GROUP	FROIs Filed	Timely FROIs	Compliance	Payments Made	Timely Payments	Compliance
QBE INSURANCE GROUP	*	*	*	*	*	*
Total	*	*	*	*	*	*
QBE INSURANCE GROUP TPA Administered Claims						
CA300 SEDGWICK CLAIMS MANAGEMENT SERVICES	7	4	57%	2	2	100%
TPA Total	7	4	57% ▼	2	2	100% ▲
QBE INSURANCE GROUP Group Total	7	4	57% ▼	2	2	100% ▲

INSURANCE GROUP COMPLIANCE

Lost Time FROI and Initial Indemnity Payments

Second Quarter

4/1/2024 - 6/30/2024

Insurance Company	Total Lost Time FROIs Filed	Lost Time FROIs Filed Timely	Compliance Percentage	Total Initial Indemnity Payments Made	Initial Indemnity Payments Made Timely	Compliance Percentage
SAFETY NATIONAL CASUALTY CORP	FROIs Filed	Timely FROIs	Compliance	Payments Made	Timely Payments	Compliance
SAFETY NATIONAL CASUALTY CORP	*	*	*	*	*	*
Total	*	*	*	*	*	*
SAFETY NATIONAL CASUALTY CORP TPA Administered Claims						
CA040 BROADSPIRE SERVICES	5	4	80%	2	2	100%
CA116 CORVEL ENTERPRISE COMP	3	3	100%	No Filings	No Filings	No Filings
CA190 GALLAGHER BASSETT SERVICES	8	8	100%	2	2	100%
CA204 HELMSMAN MANAGEMENT SERVICES	6	3	50%	4	4	100%
CA300 SEDGWICK CLAIMS MANAGEMENT SERVICES	13	12	92%	2	1	50%
TPA Total	35	30	86% ▲	10	9	90% ▲
SAFETY NATIONAL CASUALTY CORP Group Total	35	30	86% ▲	10	9	90% ▲
SAGAMORE INSURANCE	FROIs Filed	Timely FROIs	Compliance	Payments Made	Timely Payments	Compliance
SAGAMORE INSURANCE	*	*	*	*	*	*
Total	*	*	*	*	*	*
SAGAMORE INSURANCE TPA Administered Claims						
CA040 BROADSPIRE SERVICES	1	1	100%	No Filings	No Filings	No Filings
TPA Total	1	1	100% ▲	No Filings	No Filings	No Filings
SAGAMORE INSURANCE Group Total	1	1	100% ▲	No Filings	No Filings	No Filings
SEDGWICK CLAIMS MANAGEMENT SERVICES	FROIs Filed	Timely FROIs	Compliance	Payments Made	Timely Payments	Compliance
CA300 SEDGWICK CLAIMS MANAGEMENT SERVICES	230	183	80%	48	36	75%
Total	230	183	80% ▼	48	36	75% ▼
SEDGWICK CLAIMS MANAGEMENT SERVICES Group Total	230	183	80% ▼	48	36	75% ▼
SENTRY INSURANCE	FROIs Filed	Timely FROIs	Compliance	Payments Made	Timely Payments	Compliance
CA426 MIDDLESEX INSURANCE COMPANY	2	2	100%	1	1	100%
CA402 SENTRY CASUALTY	4	2	50%	2	2	100%
CA305 SENTRY INSURANCE	3	2	67%	No Filings	No Filings	No Filings
Total	9	6	67% ▼	3	3	100% ▲
SENTRY INSURANCE Group Total	9	6	67% ▼	3	3	100% ▲
STARR INDEMNITY INSURANCE	FROIs Filed	Timely FROIs	Compliance	Payments Made	Timely Payments	Compliance
STARR INDEMNITY INSURANCE	*	*	*	*	*	*
Total	*	*	*	*	*	*
STARR INDEMNITY INSURANCE TPA Administered Claims						
CA190 GALLAGHER BASSETT SERVICES	5	4	80%	1	0	0%
CA300 SEDGWICK CLAIMS MANAGEMENT SERVICES	3	2	67%	3	3	100%
TPA Total	8	6	75% ▼	4	3	75% ▼
STARR INDEMNITY INSURANCE Group Total	8	6	75% ▼	4	3	75% ▼

Maine Workers' Compensation Board
 Lost Time FROI Filing Benchmark: 85%
 Initial Indemnity Payment Benchmark: 87%

▲ Indicates benchmark met or exceeded
 ▼ Indicates benchmark not met

INSURANCE GROUP COMPLIANCE

Lost Time FROI and Initial Indemnity Payments

Second Quarter

4/1/2024 - 6/30/2024

Insurance Company	Total Lost Time FROIs Filed	Lost Time FROIs Filed Timely	Compliance Percentage	Total Initial Indemnity Payments Made	Initial Indemnity Payments Made Timely	Compliance Percentage
STARSTONE NATIONAL INSURANCE	FROIs Filed	Timely FROIs	Compliance	Payments Made	Timely Payments	Compliance
STARSTONE NATIONAL INSURANCE	*	*	*	*	*	*
Total	*	*	*	*	*	*
STARSTONE NATIONAL INSURANCE TPA Administered Claims						
CA070 CANNON COCHRAN MANAGEMENT SERVICES	4	1	25%	1	0	0%
TPA Total	4	1	25% ▼	1	0	0% ▼
STARSTONE NATIONAL INSURANCE Group Total	4	1	25% ▼	1	0	0% ▼
STATE OF MAINE WORKERS' COMPENSATION TRUST	FROIs Filed	Timely FROIs	Compliance	Payments Made	Timely Payments	Compliance
CA307 STATE OF MAINE WORKERS' COMPENSATION TRUST	144	131	91%	31	26	84%
Total	144	131	91% ▲	31	26	84% ▼
STATE OF MAINE WORKERS' COMPENSATION TRUST Group Total	144	131	91% ▲	31	26	84% ▼
SYNERNET	FROIs Filed	Timely FROIs	Compliance	Payments Made	Timely Payments	Compliance
CA320 SYNERNET	148	143	97%	27	27	100%
Total	148	143	97% ▲	27	27	100% ▲
SYNERNET Group Total	148	143	97% ▲	27	27	100% ▲
TOKIO MARINE INSURANCE	FROIs Filed	Timely FROIs	Compliance	Payments Made	Timely Payments	Compliance
CA414 TOKIO MARINE AMERICA INSURANCE	No Filings	No Filings	No Filings	1	1	100%
Total	No Filings	No Filings	No Filings	1	1	100% ▲
TOKIO MARINE INSURANCE Group Total	No Filings	No Filings	No Filings	1	1	100% ▲
TRAVELERS INSURANCE	FROIs Filed	Timely FROIs	Compliance	Payments Made	Timely Payments	Compliance
CA072 CHARTER OAK FIRE INSURANCE	2	1	50%	No Filings	No Filings	No Filings
CA164 FARMINGTON CASUALTY	1	1	100%	No Filings	No Filings	No Filings
CA306 STANDARD FIRE INSURANCE	22	12	55%	9	7	78%
CA347 TRAVELERS CASUALTY & SURETY	18	17	94%	10	10	100%
CA348 TRAVELERS CASUALTY INSURANCE COMPANY OF AMERICA	1	1	100%	No Filings	No Filings	No Filings
CA349 TRAVELERS COMMERCIAL CASUALTY	4	3	75%	3	2	67%
CA346 TRAVELERS INDEMNITY COMPANY OF AMERICA	1	0	0%	1	1	100%
CA345 TRAVELERS PROPERTY CASUALTY INSURANCE	8	5	63%	4	4	100%
Total	57	40	70% ▼	27	24	89% ▲
TRAVELERS INSURANCE TPA Administered Claims						
CA070 CANNON COCHRAN MANAGEMENT SERVICES	1	1	100%	No Filings	No Filings	No Filings
CA110 CONSTITUTION STATE SERVICES	5	4	80%	5	3	60%
CA190 GALLAGHER BASSETT SERVICES	1	1	100%	1	1	100%
CA300 SEDGWICK CLAIMS MANAGEMENT SERVICES	3	2	67%	1	1	100%
TPA Total	10	8	80% ▼	7	5	71% ▼
TRAVELERS INSURANCE Group Total	67	48	72% ▼	34	29	85% ▼

Maine Workers' Compensation Board
 Lost Time FROI Filing Benchmark: 85%
 Initial Indemnity Payment Benchmark: 87%

▲ Indicates benchmark met or exceeded
 ▼ Indicates benchmark not met

INSURANCE GROUP COMPLIANCE
 Lost Time FROI and Initial Indemnity Payments
 Second Quarter
 4/1/2024 - 6/30/2024

Insurance Company	Total Lost Time FROIs Filed	Lost Time FROIs Filed Timely	Compliance Percentage	Total Initial Indemnity Payments Made	Initial Indemnity Payments Made Timely	Compliance Percentage
TYSON FOODS INC	FROIs Filed	Timely FROIs	Compliance	Payments Made	Timely Payments	Compliance
CA435 TYSON FOODS INC	1	0	0%	1	1	100%
Total	1	0	0% ▼	1	1	100% ▲
TYSON FOODS INC Group Total	1	0	0% ▼	1	1	100% ▲
VANLINER INSURANCE	FROIs Filed	Timely FROIs	Compliance	Payments Made	Timely Payments	Compliance
CA379 VANLINER INSURANCE	6	6	100%	5	5	100%
Total	6	6	100% ▲	5	5	100% ▲
VANLINER INSURANCE Group Total	6	6	100% ▲	5	5	100% ▲
WALMART CLAIMS SERVICES	FROIs Filed	Timely FROIs	Compliance	Payments Made	Timely Payments	Compliance
CA100 WALMART CLAIMS SERVICES	78	75	96%	2	2	100%
Total	78	75	96% ▲	2	2	100% ▲
WALMART CLAIMS SERVICES Group Total	78	75	96% ▲	2	2	100% ▲
WORKERS COMP FUND GROUP	FROIs Filed	Timely FROIs	Compliance	Payments Made	Timely Payments	Compliance
WCF NATIONAL INSURANCE	*	*	*	*	*	*
Total	*	*	*	*	*	*
WORKERS COMP FUND GROUP TPA Administered Claims	FROIs Filed	Timely FROIs	Compliance	Payments Made	Timely Payments	Compliance
CA190 GALLAGHER BASSETT SERVICES	4	4	100%	No Filings	No Filings	No Filings
TPA Total	4	4	100% ▲	No Filings	No Filings	No Filings
WORKERS COMP FUND GROUP Group Total	4	4	100% ▲	No Filings	No Filings	No Filings
ZURICH INSURANCE	FROIs Filed	Timely FROIs	Compliance	Payments Made	Timely Payments	Compliance
CA022 AMERICAN ZURICH	14	10	71%	4	2	50%
CA400 ZURICH AMERICAN INSURANCE	5	1	20%	2	0	0%
Total	19	11	58% ▼	6	2	33% ▼
ZURICH INSURANCE TPA Administered Claims	FROIs Filed	Timely FROIs	Compliance	Payments Made	Timely Payments	Compliance
CA040 BROADSPIRE SERVICES	2	1	50%	No Filings	No Filings	No Filings
CA070 CANNON COCHRAN MANAGEMENT SERVICES	2	2	100%	No Filings	No Filings	No Filings
CA116 CORVEL ENTERPRISE COMP	10	10	100%	3	3	100%
CA117 COTTINGHAM & BUTLER CLAIMS SERVICES	2	1	50%	1	0	0%
CA417 CREATIVE RISK SOLUTIONS	2	0	0%	No Filings	No Filings	No Filings
CA190 GALLAGHER BASSETT SERVICES	36	34	94%	5	2	40%
CA300 SEDGWICK CLAIMS MANAGEMENT SERVICES	5	4	80%	2	1	50%
TPA Total	59	52	88% ▲	11	6	55% ▼
ZURICH INSURANCE Group Total	78	63	81% ▼	17	8	47% ▼

INSURANCE GROUP COMPLIANCE
Initial MOP and Initial Indemnity NOC Filings
Second Quarter
4/1/2024 - 6/30/2024

Insurance Company	Total Initial MOPs Filed	Initial MOPs Filed Timely	Compliance Percentage	Total Initial Indemnity NOCs Filed	Initial Indemnity NOCs Filed Timely	Compliance Percentage
ACADIA INSURANCE	MOPs Filed	Timely MOPs	Compliance	NOCs Filed	Timely NOCs	Compliance
CA010 ACADIA INSURANCE	12	11	92%	5	5	100%
Total	12	11	92% ▲	5	5	100% ▲
ACADIA INSURANCE Group Total	12	11	92% ▲	5	5	100% ▲
ACCIDENT FUND INSURANCE	MOPs Filed	Timely MOPs	Compliance	NOCs Filed	Timely NOCs	Compliance
ACCIDENT FUND INSURANCE	*	*	*	*	*	*
Total	*	*	*	*	*	*
ACCIDENT FUND INSURANCE TPA Administered Claims						
CA190 GALLAGHER BASSETT SERVICES	1	1	100%	No Filings	No Filings	No Filings
TPA Total	1	1	100% ▲	No Filings	No Filings	No Filings
ACCIDENT FUND INSURANCE Group Total	1	1	100% ▲	No Filings	No Filings	No Filings
ACUITY MUTUAL INSURANCE	MOPs Filed	Timely MOPs	Compliance	NOCs Filed	Timely NOCs	Compliance
CA418 ACUITY MUTUAL INSURANCE	1	1	100%	1	1	100%
Total	1	1	100% ▲	1	1	100% ▲
ACUITY MUTUAL INSURANCE Group Total	1	1	100% ▲	1	1	100% ▲
AIG INSURANCE	MOPs Filed	Timely MOPs	Compliance	NOCs Filed	Timely NOCs	Compliance
CA015 AIG CLAIMS, INC	*	*	*	*	*	*
Total	*	*	*	*	*	*
AIG INSURANCE TPA Administered Claims						
CA040 BROADSPIRE SERVICES	1	1	100%	4	4	100%
CA116 CORVEL ENTERPRISE COMP	1	1	100%	2	1	50%
CA160 ESIS	8	6	75%	1	1	100%
CA190 GALLAGHER BASSETT SERVICES	6	3	50%	7	7	100%
CA204 HELMSMAN MANAGEMENT SERVICES	2	2	100%	2	2	100%
CA300 SEDGWICK CLAIMS MANAGEMENT SERVICES	5	5	100%	6	6	100%
TPA Total	23	18	78% ▼	22	21	95% ▲
AIG INSURANCE Group Total	23	18	78% ▼	22	21	95% ▲
AIM MUTUAL GROUP	MOPs Filed	Timely MOPs	Compliance	NOCs Filed	Timely NOCs	Compliance
CA472 AIM MUTUAL INSURANCE	2	2	100%	No Filings	No Filings	No Filings
Total	2	2	100% ▲	No Filings	No Filings	No Filings
AIM MUTUAL GROUP Group Total	2	2	100% ▲	No Filings	No Filings	No Filings
AMERICAN FINANCIAL GROUP	MOPs Filed	Timely MOPs	Compliance	NOCs Filed	Timely NOCs	Compliance
CA192 GREAT AMERICAN ALLIANCE INSURANCE	1	1	100%	No Filings	No Filings	No Filings
CA267 NATIONAL INTERSTATE INSURANCE COMPANY	No Filings	No Filings	No Filings	No Filings	No Filings	No Filings
Total	1	1	100% ▲	No Filings	No Filings	No Filings ▲
AMERICAN FINANCIAL GROUP Group Total	1	1	100% ▲	No Filings	No Filings	No Filings ▲

INSURANCE GROUP COMPLIANCE
Initial MOP and Initial Indemnity NOC Filings
Second Quarter
4/1/2024 - 6/30/2024

Insurance Company	Total Initial MOPs Filed	Initial MOPs Filed Timely	Compliance Percentage	Total Initial Indemnity NOCs Filed	Initial Indemnity NOCs Filed Timely	Compliance Percentage
AMERISURE INSURANCE	MOPs Filed	Timely MOPs	Compliance	NOCs Filed	Timely NOCs	Compliance
CA013 AMERISURE INSURANCE	*	*	*	*	*	*
Total	*	*	*	*	*	*
AMERISURE INSURANCE TPA Administered Claims						
CA190 GALLAGHER BASSETT SERVICES	No Filings	No Filings	No Filings	No Filings	No Filings	No Filings
TPA Total	No Filings	No Filings	No Filings	No Filings	No Filings	No Filings
AMERISURE INSURANCE Group Total	No Filings	No Filings	No Filings	No Filings	No Filings	No Filings
AMTRUST INSURANCE	MOPs Filed	Timely MOPs	Compliance	NOCs Filed	Timely NOCs	Compliance
CA437 AMTRUST NORTH AMERICA INC.	12	7	58%	1	0	0%
Total	12	7	58% ▼	1	0	0% ▼
AMTRUST INSURANCE Group Total	12	7	58% ▼	1	0	0% ▼
ARCH INSURANCE	MOPs Filed	Timely MOPs	Compliance	NOCs Filed	Timely NOCs	Compliance
ARCH INSURANCE	*	*	*	*	*	*
Total	*	*	*	*	*	*
ARCH INSURANCE TPA Administered Claims						
CA040 BROADSPIRE SERVICES	1	1	100%	1	1	100%
CA070 CANNON COCHRAN MANAGEMENT SERVICES	No Filings	No Filings	No Filings	2	2	100%
CA190 GALLAGHER BASSETT SERVICES	2	1	50%	1	1	100%
CA300 SEDGWICK CLAIMS MANAGEMENT SERVICES	No Filings	No Filings	No Filings	4	4	100%
TPA Total	3	2	67% ▼	8	8	100% ▲
ARCH INSURANCE Group Total	3	2	67% ▼	8	8	100% ▲
ARGONAUT INS GROUP	MOPs Filed	Timely MOPs	Compliance	NOCs Filed	Timely NOCs	Compliance
CA020 ARGONAUT INSURANCE	2	1	50%	No Filings	No Filings	No Filings
Total	2	1	50% ▼	No Filings	No Filings	No Filings
ARGONAUT INS GROUP Group Total	2	1	50% ▼	No Filings	No Filings	No Filings
AXA INS GROUP	MOPs Filed	Timely MOPs	Compliance	NOCs Filed	Timely NOCs	Compliance
XL INSURANCE AMERICA INC	*	*	*	*	*	*
CA384 XL SPECIALTY INSURANCE	*	*	*	*	*	*
Total	*	*	*	*	*	*
AXA INS GROUP TPA Administered Claims						
CA110 CONSTITUTION STATE SERVICES	3	3	100%	No Filings	No Filings	No Filings
CA160 ESIS	No Filings	No Filings	No Filings	No Filings	No Filings	No Filings
CA190 GALLAGHER BASSETT SERVICES	1	0	0%	1	1	100%
CA300 SEDGWICK CLAIMS MANAGEMENT SERVICES	2	0	0%	3	3	100%
TPA Total	6	3	50% ▼	4	4	100% ▲
AXA INS GROUP Group Total	6	3	50% ▼	4	4	100% ▲

Maine Workers' Compensation Board
Initial MOP Filing Benchmark: 85%
Initial Indemnity NOC Benchmark: 90%

▲ Indicates benchmark met or exceeded
▼ Indicates benchmark not met

INSURANCE GROUP COMPLIANCE
 Initial MOP and Initial Indemnity NOC Filings
 Second Quarter
 4/1/2024 - 6/30/2024

Insurance Company	Total Initial MOPs Filed	Initial MOPs Filed Timely	Compliance Percentage	Total Initial Indemnity NOCs Filed	Initial Indemnity NOCs Filed Timely	Compliance Percentage
BARBER FOODS, LLC	MOPs Filed	Timely MOPs	Compliance	NOCs Filed	Timely NOCs	Compliance
CA514 BARBER FOODS, LLC	1	0	0%	No Filings	No Filings	No Filings
Total	1	0	0% ▼	No Filings	No Filings	No Filings ▲
BARBER FOODS, LLC Group Total	1	0	0% ▼	No Filings	No Filings	No Filings ▲
BATH IRON WORKS	MOPs Filed	Timely MOPs	Compliance	NOCs Filed	Timely NOCs	Compliance
CA036 BATH IRON WORKS	12	12	100%	2	2	100%
Total	12	12	100% ▲	2	2	100% ▲
BATH IRON WORKS Group Total	12	12	100% ▲	2	2	100% ▲
BENCHMARK ADMINISTRATORS, LLC	MOPs Filed	Timely MOPs	Compliance	NOCs Filed	Timely NOCs	Compliance
CA497 BENCHMARK ADMINISTRATORS, LLC	1	0	0%	No Filings	No Filings	No Filings
Total	1	0	0% ▼	No Filings	No Filings	No Filings
BENCHMARK ADMINISTRATORS, LLC Group Total	1	0	0% ▼	No Filings	No Filings	No Filings
BERKSHIRE HATHAWAY GROUP	MOPs Filed	Timely MOPs	Compliance	NOCs Filed	Timely NOCs	Compliance
CA037 BERKSHIRE HATHAWAY DIRECT INSURANCE	No Filings	No Filings	No Filings	No Filings	No Filings	No Filings
CA114 BERKSHIRE HATHAWAY HOMESTATE INSURANCE	No Filings	No Filings	No Filings	1	1	100%
CA474 NATIONAL LIABILITY AND FIRE INSURANCE	No Filings	No Filings	No Filings	1	0	0%
Total	No Filings	No Filings	No Filings	2	1	50% ▼
BERKSHIRE HATHAWAY GROUP Group Total	No Filings	No Filings	No Filings	2	1	50% ▼
BROADSPIRE SERVICES	MOPs Filed	Timely MOPs	Compliance	NOCs Filed	Timely NOCs	Compliance
CA040 BROADSPIRE SERVICES	9	9	100%	6	6	100%
Total	9	9	100% ▲	6	6	100% ▲
BROADSPIRE SERVICES Group Total	9	9	100% ▲	6	6	100% ▲
CANNON COCHRAN MANAGEMENT SERVICES	MOPs Filed	Timely MOPs	Compliance	NOCs Filed	Timely NOCs	Compliance
CA070 CANNON COCHRAN MANAGEMENT SERVICES	15	14	93%	11	10	91%
Total	15	14	93% ▲	11	10	91% ▲
CANNON COCHRAN MANAGEMENT SERVICES Group Total	15	14	93% ▲	11	10	91% ▲
CAROLINA CASUALTY INS CO	MOPs Filed	Timely MOPs	Compliance	NOCs Filed	Timely NOCs	Compliance
CAROLINA CASUALTY INS CO	*	*	*	*	*	*
Total	*	*	*	*	*	*
CAROLINA CASUALTY INS CO TPA Administered Claims						
CA190 GALLAGHER BASSETT SERVICES	2	1	50%	No Filings	No Filings	No Filings
TPA Total	2	1	50% ▼	No Filings	No Filings	No Filings
CAROLINA CASUALTY INS CO Group Total	2	1	50% ▼	No Filings	No Filings	No Filings

INSURANCE GROUP COMPLIANCE
Initial MOP and Initial Indemnity NOC Filings
Second Quarter
4/1/2024 - 6/30/2024

Insurance Company	Total Initial MOPs Filed	Initial MOPs Filed Timely	Compliance Percentage	Total Initial Indemnity NOCs Filed	Initial Indemnity NOCs Filed Timely	Compliance Percentage
CHEROKEE INSURANCE	MOPs Filed	Timely MOPs	Compliance	NOCs Filed	Timely NOCs	Compliance
CA044 CHEROKEE INSURANCE	1	1	100%	No Filings	No Filings	No Filings
Total	1	1	100% ▲	No Filings	No Filings	No Filings
CHEROKEE INSURANCE Group Total	1	1	100% ▲	No Filings	No Filings	No Filings
CHUBB INSURANCE	MOPs Filed	Timely MOPs	Compliance	NOCs Filed	Timely NOCs	Compliance
ACE INSURANCE	*	*	*	*	*	*
CA072 CHARTER OAK FIRE INSURANCE	*	*	*	*	*	*
CA046 CHUBB INSURANCE	*	*	*	*	*	*
CA090 FEDERAL INSURANCE	*	*	*	*	*	*
INDEMNITY INS CO OF NORTH AMERICA	*	*	*	*	*	*
PACIFIC INDEMNITY CO	*	*	*	*	*	*
Total	*	*	*	*	*	*
CHUBB INSURANCE TPA Administered Claims						
CA070 CANNON COCHRAN MANAGEMENT SERVICES	No Filings	No Filings	No Filings	No Filings	No Filings	No Filings
CA110 CONSTITUTION STATE SERVICES	2	1	50%	No Filings	No Filings	No Filings
CA116 CORVEL ENTERPRISE COMP	2	2	100%	2	1	50%
CA160 ESIS	5	4	80%	No Filings	No Filings	No Filings
CA190 GALLAGHER BASSETT SERVICES	15	10	67%	4	3	75%
CA204 HELMSMAN MANAGEMENT SERVICES	4	3	75%	2	2	100%
CA300 SEDGWICK CLAIMS MANAGEMENT SERVICES	21	20	95%	14	13	93%
TPA Total	49	40	82% ▼	22	19	86% ▼
CHUBB INSURANCE Group Total	49	40	82% ▼	22	19	86% ▼
CHURCH MUTUAL INSURANCE	MOPs Filed	Timely MOPs	Compliance	NOCs Filed	Timely NOCs	Compliance
CA084 CHURCH MUTUAL INSURANCE	*	*	*	*	*	*
Total	*	*	*	*	*	*
CHURCH MUTUAL INSURANCE TPA Administered Claims						
CA160 ESIS	1	1	100%	No Filings	No Filings	No Filings
TPA Total	1	1	100% ▲	No Filings	No Filings	No Filings
CHURCH MUTUAL INSURANCE Group Total	1	1	100% ▲	No Filings	No Filings	No Filings
CIANBRO CORPORATION	MOPs Filed	Timely MOPs	Compliance	NOCs Filed	Timely NOCs	Compliance
CA085 CIANBRO CORPORATION	No Filings	No Filings	No Filings	2	2	100%
Total	No Filings	No Filings	No Filings	2	2	100% ▲
CIANBRO CORPORATION Group Total	No Filings	No Filings	No Filings	2	2	100% ▲
CINCINNATI FINANCIAL GROUP	MOPs Filed	Timely MOPs	Compliance	NOCs Filed	Timely NOCs	Compliance
CA438 CINCINNATI INSURANCE	No Filings	No Filings	No Filings	No Filings	No Filings	No Filings
Total	No Filings	No Filings	No Filings	No Filings	No Filings	No Filings
CINCINNATI FINANCIAL GROUP Group Total	No Filings	No Filings	No Filings	No Filings	No Filings	No Filings

INSURANCE GROUP COMPLIANCE
Initial MOP and Initial Indemnity NOC Filings
Second Quarter
4/1/2024 - 6/30/2024

Insurance Company	Total Initial MOPs Filed	Initial MOPs Filed Timely	Compliance Percentage	Total Initial Indemnity NOCs Filed	Initial Indemnity NOCs Filed Timely	Compliance Percentage
CNA INSURANCE	MOPs Filed	Timely MOPs	Compliance	NOCs Filed	Timely NOCs	Compliance
CA017 AMERICAN CASUALTY COMPANY OF READING PA	2	2	100%	No Filings	No Filings	No Filings
CA087 THE CONTINENTAL INSURANCE	1	1	100%	No Filings	No Filings	No Filings
CA314 TRANSPORTATION INSURANCE	1	1	100%	No Filings	No Filings	No Filings
Total	4	4	100% ▲	No Filings	No Filings	No Filings
CNA INSURANCE TPA Administered Claims						
CA040 BROADSPIRE SERVICES	No Filings	No Filings	No Filings	1	1	100%
CA190 GALLAGHER BASSETT SERVICES	No Filings	No Filings	No Filings	No Filings	No Filings	No Filings
CA300 SEDGWICK CLAIMS MANAGEMENT SERVICES	1	0	0%	4	4	100%
TPA Total	1	0	0% ▼	5	5	100% ▲
CNA INSURANCE Group Total	5	4	80% ▼	5	5	100% ▲
CONSTITUTION STATE SERVICES	MOPs Filed	Timely MOPs	Compliance	NOCs Filed	Timely NOCs	Compliance
CA110 CONSTITUTION STATE SERVICES	10	6	60%	2	2	100%
Total	10	6	60% ▼	2	2	100% ▲
CONSTITUTION STATE SERVICES Group Total	10	6	60% ▼	2	2	100% ▲
CORVEL ENTERPRISE COMP	MOPs Filed	Timely MOPs	Compliance	NOCs Filed	Timely NOCs	Compliance
CA116 CORVEL ENTERPRISE COMP	9	9	100%	10	7	70%
Total	9	9	100% ▲	10	7	70% ▼
CORVEL ENTERPRISE COMP Group Total	9	9	100% ▲	10	7	70% ▼
COTTINGHAM & BUTLER CLAIMS SERVICES	MOPs Filed	Timely MOPs	Compliance	NOCs Filed	Timely NOCs	Compliance
CA117 COTTINGHAM & BUTLER CLAIMS SERVICES	1	0	0%	1	1	100%
Total	1	0	0% ▼	1	1	100% ▲
COTTINGHAM & BUTLER CLAIMS SERVICES Group Total	1	0	0% ▼	1	1	100% ▲
CREATIVE RISK SOLUTIONS	MOPs Filed	Timely MOPs	Compliance	NOCs Filed	Timely NOCs	Compliance
CA417 CREATIVE RISK SOLUTIONS	No Filings	No Filings	No Filings	No Filings	No Filings	No Filings
Total	No Filings	No Filings	No Filings ▲	No Filings	No Filings	No Filings ▲
CREATIVE RISK SOLUTIONS Group Total	No Filings	No Filings	No Filings ▲	No Filings	No Filings	No Filings ▲
CROSS INSURANCE	MOPs Filed	Timely MOPs	Compliance	NOCs Filed	Timely NOCs	Compliance
CA093 CROSS INSURANCE	42	39	93%	64	64	100%
Total	42	39	93% ▲	64	64	100% ▲
CROSS INSURANCE Group Total	42	39	93% ▲	64	64	100% ▲
DELHAIZE AMERICA LLC	MOPs Filed	Timely MOPs	Compliance	NOCs Filed	Timely NOCs	Compliance
CA496 DELHAIZE AMERICA LLC	25	23	92%	15	14	93%
Total	25	23	92% ▲	15	14	93% ▲
DELHAIZE AMERICA LLC Group Total	25	23	92% ▲	15	14	93% ▲

Maine Workers' Compensation Board
Initial MOP Filing Benchmark: 85%
Initial Indemnity NOC Benchmark: 90%

▲ Indicates benchmark met or exceeded
▼ Indicates benchmark not met

INSURANCE GROUP COMPLIANCE
 Initial MOP and Initial Indemnity NOC Filings
 Second Quarter
 4/1/2024 - 6/30/2024

Insurance Company	Total Initial MOPs Filed	Initial MOPs Filed Timely	Compliance Percentage	Total Initial Indemnity NOCs Filed	Initial Indemnity NOCs Filed Timely	Compliance Percentage
EASTERN ALLIANCE INSURANCE	MOPs Filed	Timely MOPs	Compliance	NOCs Filed	Timely NOCs	Compliance
CA141 EASTERN ALLIANCE INSURANCE	17	13	76%	6	5	83%
Total	17	13	76% ▼	6	5	83% ▼
EASTERN ALLIANCE INSURANCE Group Total	17	13	76% ▼	6	5	83% ▼
ELECTRIC INSURANCE	MOPs Filed	Timely MOPs	Compliance	NOCs Filed	Timely NOCs	Compliance
CA150 ELECTRIC INSURANCE	*	*	*	*	*	*
Total	*	*	*	*	*	*
ELECTRIC INSURANCE TPA Administered Claims						
CA300 SEDGWICK CLAIMS MANAGEMENT SERVICES	No Filings	No Filings	No Filings	No Filings	No Filings	No Filings
TPA Total	No Filings	No Filings	No Filings	No Filings	No Filings	No Filings
ELECTRIC INSURANCE Group Total	No Filings	No Filings	No Filings	No Filings	No Filings	No Filings
EMPLOYERS HOLDINGS GROUP	MOPs Filed	Timely MOPs	Compliance	NOCs Filed	Timely NOCs	Compliance
CA479 EMPLOYERS PREFERRED INSURANCE	No Filings	No Filings	No Filings	No Filings	No Filings	No Filings
Total	No Filings	No Filings	No Filings	No Filings	No Filings	No Filings
EMPLOYERS HOLDINGS GROUP Group Total	No Filings	No Filings	No Filings	No Filings	No Filings	No Filings
ESIS	MOPs Filed	Timely MOPs	Compliance	NOCs Filed	Timely NOCs	Compliance
CA160 ESIS	17	13	76%	1	1	100%
Total	17	13	76% ▼	1	1	100% ▲
ESIS Group Total	17	13	76% ▼	1	1	100% ▲
EVEREST REINS HOLDINGS GROUP	MOPs Filed	Timely MOPs	Compliance	NOCs Filed	Timely NOCs	Compliance
EVEREST REINS HOLDINGS	*	*	*	*	*	*
Total	*	*	*	*	*	*
EVEREST REINS HOLDINGS GROUP TPA Administered Claims						
CA040 BROADSPIRE SERVICES	1	1	100%	No Filings	No Filings	No Filings
CA190 GALLAGHER BASSETT SERVICES	No Filings	No Filings	No Filings	1	1	100%
CA300 SEDGWICK CLAIMS MANAGEMENT SERVICES	No Filings	No Filings	No Filings	No Filings	No Filings	No Filings
TPA Total	1	1	100% ▲	1	1	100% ▲
EVEREST REINS HOLDINGS GROUP Group Total	1	1	100% ▲	1	1	100% ▲
FAIRFAX FINANCIAL GROUP	MOPs Filed	Timely MOPs	Compliance	NOCs Filed	Timely NOCs	Compliance
CA257 NORTH RIVER INSURANCE	*	*	*	*	*	*
13145 ZENITH INSURANCE	*	*	*	*	*	*
Total	*	*	*	*	*	*
FAIRFAX FINANCIAL GROUP TPA Administered Claims						
CA040 BROADSPIRE SERVICES	4	4	100%	No Filings	No Filings	No Filings
TPA Total	4	4	100% ▲	No Filings	No Filings	No Filings
FAIRFAX FINANCIAL GROUP Group Total	4	4	100% ▲	No Filings	No Filings	No Filings

INSURANCE GROUP COMPLIANCE
Initial MOP and Initial Indemnity NOC Filings
Second Quarter
4/1/2024 - 6/30/2024

Insurance Company	Total Initial MOPs Filed	Initial MOPs Filed Timely	Compliance Percentage	Total Initial Indemnity NOCs Filed	Initial Indemnity NOCs Filed Timely	Compliance Percentage
FEDERATED MUTUAL INSURANCE	MOPs Filed	Timely MOPs	Compliance	NOCs Filed	Timely NOCs	Compliance
CA091 FEDERATED MUTUAL INSURANCE	No Filings	No Filings	No Filings	No Filings	No Filings	No Filings
Total	No Filings	No Filings	No Filings	No Filings	No Filings	No Filings
FEDERATED MUTUAL INSURANCE Group Total	No Filings	No Filings	No Filings	No Filings	No Filings	No Filings
FRANKENMUTH INSURANCE	MOPs Filed	Timely MOPs	Compliance	NOCs Filed	Timely NOCs	Compliance
CA095 FRANKENMUTH INSURANCE	No Filings	No Filings	No Filings	1	1	100%
Total	No Filings	No Filings	No Filings	1	1	100% ▲
FRANKENMUTH INSURANCE Group Total	No Filings	No Filings	No Filings	1	1	100% ▲
FUTURECOMP	MOPs Filed	Timely MOPs	Compliance	NOCs Filed	Timely NOCs	Compliance
CA175 FUTURECOMP	2	2	100%	8	8	100%
Total	2	2	100% ▲	8	8	100% ▲
FUTURECOMP Group Total	2	2	100% ▲	8	8	100% ▲
GALLAGHER BASSETT SERVICES	MOPs Filed	Timely MOPs	Compliance	NOCs Filed	Timely NOCs	Compliance
CA190 GALLAGHER BASSETT SERVICES	53	32	60%	18	17	94%
Total	53	32	60% ▼	18	17	94% ▲
GALLAGHER BASSETT SERVICES Group Total	53	32	60% ▼	18	17	94% ▲
GROUP 1001 INS HOLDINGS GRP	MOPs Filed	Timely MOPs	Compliance	NOCs Filed	Timely NOCs	Compliance
CLEAR SPRING PROPERTY & CASUALTY	*	*	*	*	*	*
Total	*	*	*	*	*	*
GROUP 1001 INS HOLDINGS GRP TPA Administered Claims	MOPs Filed	Timely MOPs	Compliance	NOCs Filed	Timely NOCs	Compliance
CA300 SEDGWICK CLAIMS MANAGEMENT SERVICES	1	1	100%	1	1	100%
TPA Total	1	1	100% ▲	1	1	100% ▲
GROUP 1001 INS HOLDINGS GRP Group Total	1	1	100% ▲	1	1	100% ▲
GUARD INSURANCE	MOPs Filed	Timely MOPs	Compliance	NOCs Filed	Timely NOCs	Compliance
CA019 AMGUARD INSURANCE	2	2	100%	No Filings	No Filings	No Filings
CA272 NORGUARD INSURANCE	No Filings	No Filings	No Filings	No Filings	No Filings	No Filings
Total	2	2	100% ▲	No Filings	No Filings	No Filings
GUARD INSURANCE Group Total	2	2	100% ▲	No Filings	No Filings	No Filings
HANOVER INSURANCE	MOPs Filed	Timely MOPs	Compliance	NOCs Filed	Timely NOCs	Compliance
CA428 ALLMERICA FINANCIAL BENEFIT INSURANCE	1	1	100%	No Filings	No Filings	No Filings
CA048 CITIZENS INSURANCE COMPANY OF AMERICA	1	1	100%	No Filings	No Filings	No Filings
CA202 HANOVER INSURANCE	2	1	50%	No Filings	No Filings	No Filings
CA228 MASSACHUSETTS BAY INSURANCE	1	1	100%	No Filings	No Filings	No Filings
Total	5	4	80% ▼	No Filings	No Filings	No Filings
HANOVER INSURANCE Group Total	5	4	80% ▼	No Filings	No Filings	No Filings

INSURANCE GROUP COMPLIANCE
Initial MOP and Initial Indemnity NOC Filings
Second Quarter
4/1/2024 - 6/30/2024

Insurance Company	Total Initial MOPs Filed	Initial MOPs Filed Timely	Compliance Percentage	Total Initial Indemnity NOCs Filed	Initial Indemnity NOCs Filed Timely	Compliance Percentage
HARTFORD INSURANCE	MOPs Filed	Timely MOPs	Compliance	NOCs Filed	Timely NOCs	Compliance
CA188 HARTFORD ACCIDENT & INDEMNITY	No Filings	No Filings	No Filings	1	1	100%
CA203 HARTFORD FIRE INSURANCE	4	4	100%	2	2	100%
CA186 HARTFORD INSURANCE COMPANY OF THE MIDWEST	1	1	100%	No Filings	No Filings	No Filings
CA187 HARTFORD UNDERWRITERS INSURANCE	2	2	100%	No Filings	No Filings	No Filings
CA288 PROPERTY & CASUALTY INSURANCE COMPANY OF HARTFORD	7	3	43%	4	4	100%
CA319 TRUMBULL INSURANCE	No Filings	No Filings	No Filings	No Filings	No Filings	No Filings
CA321 TWIN CITY FIRE INSURANCE	1	1	100%	No Filings	No Filings	No Filings
Total	15	11	73% ▼	7	7	100% ▲
HARTFORD INSURANCE TPA Administered Claims						
CA070 CANNON COCHRAN MANAGEMENT SERVICES	1	1	100%	2	2	100%
CA116 CORVEL ENTERPRISE COMP	1	1	100%	2	1	50%
CA190 GALLAGHER BASSETT SERVICES	No Filings	No Filings	No Filings	No Filings	No Filings	No Filings
CA300 SEDGWICK CLAIMS MANAGEMENT SERVICES	No Filings	No Filings	No Filings	1	1	100%
TPA Total	2	2	100% ▲	5	4	80% ▼
HARTFORD INSURANCE Group Total	17	13	76% ▼	12	11	92% ▲
HELMSMAN MANAGEMENT SERVICES	MOPs Filed	Timely MOPs	Compliance	NOCs Filed	Timely NOCs	Compliance
CA204 HELMSMAN MANAGEMENT SERVICES	10	8	80%	4	4	100%
Total	10	8	80% ▼	4	4	100% ▲
HELMSMAN MANAGEMENT SERVICES Group Total	10	8	80% ▼	4	4	100% ▲
HOUSTON INT INS GROUP	MOPs Filed	Timely MOPs	Compliance	NOCs Filed	Timely NOCs	Compliance
IMPERIUM INSURANCE	*	*	*	*	*	*
Total	*	*	*	*	*	*
HOUSTON INT INS GROUP TPA Administered Claims						
CA190 GALLAGHER BASSETT SERVICES	No Filings	No Filings	No Filings	No Filings	No Filings	No Filings
TPA Total	No Filings	No Filings	No Filings	No Filings	No Filings	No Filings
HOUSTON INT INS GROUP Group Total	No Filings	No Filings	No Filings	No Filings	No Filings	No Filings
KEY RISK INSURANCE	MOPs Filed	Timely MOPs	Compliance	NOCs Filed	Timely NOCs	Compliance
KEY RISK INSURANCE	*	*	*	*	*	*
Total	*	*	*	*	*	*
KEY RISK INSURANCE TPA Administered Claims						
CA190 GALLAGHER BASSETT SERVICES	No Filings	No Filings	No Filings	No Filings	No Filings	No Filings
TPA Total	No Filings	No Filings	No Filings	No Filings	No Filings	No Filings
KEY RISK INSURANCE Group Total	No Filings	No Filings	No Filings	No Filings	No Filings	No Filings

INSURANCE GROUP COMPLIANCE
Initial MOP and Initial Indemnity NOC Filings
Second Quarter
4/1/2024 - 6/30/2024

Insurance Company	Total Initial MOPs Filed	Initial MOPs Filed Timely	Compliance Percentage	Total Initial Indemnity NOCs Filed	Initial Indemnity NOCs Filed Timely	Compliance Percentage
LIBERTY MUTUAL INSURANCE	MOPs Filed	Timely MOPs	Compliance	NOCs Filed	Timely NOCs	Compliance
CA003 AMERICAN FIRE & CASUALTY INSURANCE	No Filings	No Filings	No Filings	1	1	100%
CA210 LIBERTY MUTUAL INSURANCE	19	14	74%	9	8	89%
CA406 OHIO CASUALTY INSURANCE	No Filings	No Filings	No Filings	No Filings	No Filings	No Filings
CA407 OHIO SECURITY INSURANCE	1	0	0%	1	0	0%
Total	20	14	70% ▼	11	9	82% ▼
LIBERTY MUTUAL INSURANCE TPA Administered Claims						
CA160 ESIS	3	2	67%	No Filings	No Filings	No Filings
CA300 SEDGWICK CLAIMS MANAGEMENT SERVICES	2	2	100%	No Filings	No Filings	No Filings
TPA Total	5	4	80% ▼	No Filings	No Filings	No Filings
LIBERTY MUTUAL INSURANCE Group Total	25	18	72% ▼	11	9	82% ▼
MAINE EMPLOYERS' MUTUAL INSURANCE	MOPs Filed	Timely MOPs	Compliance	NOCs Filed	Timely NOCs	Compliance
CA260 MAINE EMPLOYERS' MUTUAL INSURANCE	268	218	81%	193	167	87%
Total	268	218	81% ▼	193	167	87% ▼
MAINE EMPLOYERS' MUTUAL INSURANCE TPA Administered Claims						
CA116 CORVEL ENTERPRISE COMP	No Filings	No Filings	No Filings	No Filings	No Filings	No Filings
TPA Total	No Filings	No Filings	No Filings	No Filings	No Filings	No Filings
MAINE EMPLOYERS' MUTUAL INSURANCE Group Total	268	218	81% ▼	193	167	87% ▼
MAINE HEALTHCARE ASSOCIATION	MOPs Filed	Timely MOPs	Compliance	NOCs Filed	Timely NOCs	Compliance
CA234 MAINE HEALTHCARE ASSOCIATION	9	8	89%	1	1	100%
Total	9	8	89% ▲	1	1	100% ▲
MAINE HEALTHCARE ASSOCIATION Group Total	9	8	89% ▲	1	1	100% ▲
MAINE MOTOR TRANSPORT ASSOCIATION	MOPs Filed	Timely MOPs	Compliance	NOCs Filed	Timely NOCs	Compliance
CA230 MAINE MOTOR TRANSPORT ASSOCIATION	3	3	100%	7	7	100%
Total	3	3	100% ▲	7	7	100% ▲
MAINE MOTOR TRANSPORT ASSOCIATION Group Total	3	3	100% ▲	7	7	100% ▲
MAINE MUNICIPAL ASSOCIATION	MOPs Filed	Timely MOPs	Compliance	NOCs Filed	Timely NOCs	Compliance
CA225 MAINE MUNICIPAL ASSOCIATION	40	37	93%	70	68	97%
Total	40	37	93% ▲	70	68	97% ▲
MAINE MUNICIPAL ASSOCIATION Group Total	40	37	93% ▲	70	68	97% ▲
MAINE SCHOOL MANAGEMENT ASSOCIATION	MOPs Filed	Timely MOPs	Compliance	NOCs Filed	Timely NOCs	Compliance
CA250 MAINE SCHOOL MANAGEMENT ASSOCIATION	14	14	100%	8	8	100%
Total	14	14	100% ▲	8	8	100% ▲
MAINE SCHOOL MANAGEMENT ASSOCIATION Group Total	14	14	100% ▲	8	8	100% ▲

Maine Workers' Compensation Board
Initial MOP Filing Benchmark: 85%
Initial Indemnity NOC Benchmark: 90%

▲ Indicates benchmark met or exceeded
▼ Indicates benchmark not met

INSURANCE GROUP COMPLIANCE
Initial MOP and Initial Indemnity NOC Filings
Second Quarter
4/1/2024 - 6/30/2024

Insurance Company	Total Initial MOPs Filed	Initial MOPs Filed Timely	Compliance Percentage	Total Initial Indemnity NOCs Filed	Initial Indemnity NOCs Filed Timely	Compliance Percentage
MARKEL CORP GROUP CA434 MARKEL SERVICE INCORPORATED	MOPs Filed *	Timely MOPs *	Compliance *	NOCs Filed *	Timely NOCs *	Compliance *
Total	*	*	*	*	*	*
MARKEL CORP GROUP TPA Administered Claims CA070 CANNON COCHRAN MANAGEMENT SERVICES	2	1	50%	No Filings	No Filings	No Filings
TPA Total	2	1	50% ▼	No Filings	No Filings	No Filings
MARKEL CORP GROUP Group Total	2	1	50% ▼	No Filings	No Filings	No Filings
NATIONWIDE INSURANCE CA291 NATIONWIDE AGRIBUSINESS INSURANCE	MOPs Filed No Filings	Timely MOPs No Filings	Compliance No Filings	NOCs Filed No Filings	Timely NOCs No Filings	Compliance No Filings
Total	No Filings	No Filings	No Filings	No Filings	No Filings	No Filings
NATIONWIDE INSURANCE TPA Administered Claims CA190 GALLAGHER BASSETT SERVICES	No Filings	No Filings	No Filings	No Filings	No Filings	No Filings
TPA Total	No Filings	No Filings	No Filings	No Filings	No Filings	No Filings
NATIONWIDE INSURANCE Group Total	No Filings	No Filings	No Filings	No Filings	No Filings	No Filings
OLD REPUBLIC INSURANCE OLD REPUBLIC GENERAL INSURANCE CORP. OLD REPUBLIC INSURANCE	MOPs Filed * *	Timely MOPs * *	Compliance * *	NOCs Filed * *	Timely NOCs * *	Compliance * *
Total	*	*	*	*	*	*
OLD REPUBLIC INSURANCE TPA Administered Claims CA040 BROADSPIRE SERVICES CA070 CANNON COCHRAN MANAGEMENT SERVICES CA110 CONSTITUTION STATE SERVICES CA190 GALLAGHER BASSETT SERVICES CA300 SEDGWICK CLAIMS MANAGEMENT SERVICES	No Filings 3 No Filings 3 No Filings	No Filings 3 No Filings 3 No Filings	No Filings 100% No Filings 100% No Filings	No Filings 5 No Filings No Filings 1	No Filings 5 No Filings No Filings 1	No Filings 100% No Filings No Filings 100%
TPA Total	6	6	100% ▲	6	6	100% ▲
OLD REPUBLIC INSURANCE Group Total	6	6	100% ▲	6	6	100% ▲
PENNSYLVANIA MFG ASSN MANUFACTURERS ALLIANCE INSURANCE PENNSYLVANIA MFG ASSN PENNSYLVANIA MFG INDEMNITY CO	MOPs Filed * * *	Timely MOPs * * *	Compliance * * *	NOCs Filed * * *	Timely NOCs * * *	Compliance * * *
Total	*	*	*	*	*	*
PENNSYLVANIA MFG ASSN TPA Administered Claims CA190 GALLAGHER BASSETT SERVICES	3	2	67%	No Filings	No Filings	No Filings
TPA Total	3	2	67% ▼	No Filings	No Filings	No Filings
PENNSYLVANIA MFG ASSN Group Total	3	2	67% ▼	No Filings	No Filings	No Filings

INSURANCE GROUP COMPLIANCE
Initial MOP and Initial Indemnity NOC Filings
Second Quarter
4/1/2024 - 6/30/2024

Insurance Company	Total Initial MOPs Filed	Initial MOPs Filed Timely	Compliance Percentage	Total Initial Indemnity NOCs Filed	Initial Indemnity NOCs Filed Timely	Compliance Percentage
PROTECTIVE INSURANCE	MOPs Filed	Timely MOPs	Compliance	NOCs Filed	Timely NOCs	Compliance
CA277 PROTECTIVE INSURANCE COMPANY	*	*	*	*	*	*
Total	*	*	*	*	*	*
PROTECTIVE INSURANCE TPA Administered Claims						
CA040 BROADSPIRE SERVICES	No Filings	No Filings	No Filings	No Filings	No Filings	No Filings
TPA Total	No Filings	No Filings	No Filings	No Filings	No Filings	No Filings
PROTECTIVE INSURANCE Group Total	No Filings	No Filings	No Filings	No Filings	No Filings	No Filings
QBE INSURANCE GROUP	MOPs Filed	Timely MOPs	Compliance	NOCs Filed	Timely NOCs	Compliance
QBE INSURANCE GROUP	*	*	*	*	*	*
Total	*	*	*	*	*	*
QBE INSURANCE GROUP TPA Administered Claims						
CA300 SEDGWICK CLAIMS MANAGEMENT SERVICES	2	2	100%	No Filings	No Filings	No Filings
TPA Total	2	2	100% ▲	No Filings	No Filings	No Filings
QBE INSURANCE GROUP Group Total	2	2	100% ▲	No Filings	No Filings	No Filings
SAFETY NATIONAL CASUALTY CORP	MOPs Filed	Timely MOPs	Compliance	NOCs Filed	Timely NOCs	Compliance
SAFETY NATIONAL CASUALTY CORP	*	*	*	*	*	*
Total	*	*	*	*	*	*
SAFETY NATIONAL CASUALTY CORP TPA Administered Claims						
CA040 BROADSPIRE SERVICES	2	2	100%	No Filings	No Filings	No Filings
CA116 CORVEL ENTERPRISE COMP	No Filings	No Filings	No Filings	2	2	100%
CA190 GALLAGHER BASSETT SERVICES	2	2	100%	No Filings	No Filings	No Filings
CA204 HELMSMAN MANAGEMENT SERVICES	4	3	75%	No Filings	No Filings	No Filings
CA300 SEDGWICK CLAIMS MANAGEMENT SERVICES	2	2	100%	3	3	100%
TPA Total	10	9	90% ▲	5	5	100% ▲
SAFETY NATIONAL CASUALTY CORP Group Total	10	9	90% ▲	5	5	100% ▲
SAGAMORE INSURANCE	MOPs Filed	Timely MOPs	Compliance	NOCs Filed	Timely NOCs	Compliance
SAGAMORE INSURANCE	*	*	*	*	*	*
Total	*	*	*	*	*	*
SAGAMORE INSURANCE TPA Administered Claims						
CA040 BROADSPIRE SERVICES	No Filings	No Filings	No Filings	No Filings	No Filings	No Filings
TPA Total	No Filings	No Filings	No Filings	No Filings	No Filings	No Filings
SAGAMORE INSURANCE Group Total	No Filings	No Filings	No Filings	No Filings	No Filings	No Filings
SEDGWICK CLAIMS MANAGEMENT SERVICES	MOPs Filed	Timely MOPs	Compliance	NOCs Filed	Timely NOCs	Compliance
CA300 SEDGWICK CLAIMS MANAGEMENT SERVICES	48	41	85%	45	44	98%
Total	48	41	85% ▲	45	44	98% ▲
SEDGWICK CLAIMS MANAGEMENT SERVICES Group Total	48	41	85% ▲	45	44	98% ▲

Maine Workers' Compensation Board
Initial MOP Filing Benchmark: 85%
Initial Indemnity NOC Benchmark: 90%

▲ Indicates benchmark met or exceeded
▼ Indicates benchmark not met

INSURANCE GROUP COMPLIANCE
Initial MOP and Initial Indemnity NOC Filings
Second Quarter
4/1/2024 - 6/30/2024

Insurance Company	Total Initial MOPs Filed	Initial MOPs Filed Timely	Compliance Percentage	Total Initial Indemnity NOCs Filed	Initial Indemnity NOCs Filed Timely	Compliance Percentage
SENTRY INSURANCE	MOPs Filed	Timely MOPs	Compliance	NOCs Filed	Timely NOCs	Compliance
CA426 MIDDLESEX INSURANCE COMPANY	1	1	100%	1	1	100%
CA402 SENTRY CASUALTY	2	0	0%	No Filings	No Filings	No Filings
CA305 SENTRY INSURANCE	No Filings	No Filings	No Filings	No Filings	No Filings	No Filings
Total	3	1	33% ▼	1	1	100% ▲
SENTRY INSURANCE Group Total	3	1	33% ▼	1	1	100% ▲
STARR INDEMNITY INSURANCE	MOPs Filed	Timely MOPs	Compliance	NOCs Filed	Timely NOCs	Compliance
STARR INDEMNITY INSURANCE	*	*	*	*	*	*
Total	*	*	*	*	*	*
STARR INDEMNITY INSURANCE TPA Administered Claims						
CA190 GALLAGHER BASSETT SERVICES	1	0	0%	No Filings	No Filings	No Filings
CA300 SEDGWICK CLAIMS MANAGEMENT SERVICES	3	3	100%	No Filings	No Filings	No Filings
TPA Total	4	3	75% ▼	No Filings	No Filings	No Filings
STARR INDEMNITY INSURANCE Group Total	4	3	75% ▼	No Filings	No Filings	No Filings
STARSTONE NATIONAL INSURANCE	MOPs Filed	Timely MOPs	Compliance	NOCs Filed	Timely NOCs	Compliance
STARSTONE NATIONAL INSURANCE	*	*	*	*	*	*
Total	*	*	*	*	*	*
STARSTONE NATIONAL INSURANCE TPA Administered Claims						
CA070 CANNON COCHRAN MANAGEMENT SERVICES	1	1	100%	No Filings	No Filings	No Filings
TPA Total	1	1	100% ▲	No Filings	No Filings	No Filings
STARSTONE NATIONAL INSURANCE Group Total	1	1	100% ▲	No Filings	No Filings	No Filings
STATE OF MAINE WORKERS' COMPENSATION TRUST	MOPs Filed	Timely MOPs	Compliance	NOCs Filed	Timely NOCs	Compliance
CA307 STATE OF MAINE WORKERS' COMPENSATION TRUST	31	28	90%	34	32	94%
Total	31	28	90% ▲	34	32	94% ▲
STATE OF MAINE WORKERS' COMPENSATION TRUST Group Total	31	28	90% ▲	34	32	94% ▲
SYNERNET	MOPs Filed	Timely MOPs	Compliance	NOCs Filed	Timely NOCs	Compliance
CA320 SYNERNET	27	26	96%	31	31	100%
Total	27	26	96% ▲	31	31	100% ▲
SYNERNET Group Total	27	26	96% ▲	31	31	100% ▲
TOKIO MARINE INSURANCE	MOPs Filed	Timely MOPs	Compliance	NOCs Filed	Timely NOCs	Compliance
CA414 TOKIO MARINE AMERICA INSURANCE	1	0	0%	No Filings	No Filings	No Filings
Total	1	0	0% ▼	No Filings	No Filings	No Filings
TOKIO MARINE INSURANCE Group Total	1	0	0% ▼	No Filings	No Filings	No Filings

INSURANCE GROUP COMPLIANCE
Initial MOP and Initial Indemnity NOC Filings
Second Quarter
4/1/2024 - 6/30/2024

Insurance Company	Total Initial MOPs Filed	Initial MOPs Filed Timely	Compliance Percentage	Total Initial Indemnity NOCs Filed	Initial Indemnity NOCs Filed Timely	Compliance Percentage
TRAVELERS INSURANCE	MOPs Filed	Timely MOPs	Compliance	NOCs Filed	Timely NOCs	Compliance
CA072 CHARTER OAK FIRE INSURANCE	No Filings	No Filings	No Filings	No Filings	No Filings	No Filings
CA164 FARMINGTON CASUALTY	No Filings	No Filings	No Filings	1	1	100%
CA306 STANDARD FIRE INSURANCE	9	6	67%	4	4	100%
CA347 TRAVELERS CASUALTY & SURETY	10	8	80%	2	1	50%
CA348 TRAVELERS CASUALTY INSURANCE COMPANY OF AMERICA	No Filings	No Filings	No Filings	No Filings	No Filings	No Filings
CA349 TRAVELERS COMMERCIAL CASUALTY	3	2	67%	No Filings	No Filings	No Filings
CA346 TRAVELERS INDEMNITY COMPANY OF AMERICA	1	1	100%	No Filings	No Filings	No Filings
CA345 TRAVELERS PROPERTY CASUALTY INSURANCE	4	4	100%	1	0	0%
Total	27	21	78% ▼	8	6	75% ▼
TRAVELERS INSURANCE TPA Administered Claims						
CA070 CANNON COCHRAN MANAGEMENT SERVICES	No Filings	No Filings	No Filings	No Filings	No Filings	No Filings
CA110 CONSTITUTION STATE SERVICES	5	2	40%	2	2	100%
CA190 GALLAGHER BASSETT SERVICES	1	1	100%	No Filings	No Filings	No Filings
CA300 SEDGWICK CLAIMS MANAGEMENT SERVICES	1	1	100%	No Filings	No Filings	No Filings
TPA Total	7	4	57% ▼	2	2	100% ▲
TRAVELERS INSURANCE Group Total	34	25	74% ▼	10	8	80% ▼
TYSON FOODS INC	MOPs Filed	Timely MOPs	Compliance	NOCs Filed	Timely NOCs	Compliance
CA435 TYSON FOODS INC	1	1	100%	No Filings	No Filings	No Filings
Total	1	1	100% ▲	No Filings	No Filings	No Filings
TYSON FOODS INC Group Total	1	1	100% ▲	No Filings	No Filings	No Filings
VANLINER INSURANCE	MOPs Filed	Timely MOPs	Compliance	NOCs Filed	Timely NOCs	Compliance
CA379 VANLINER INSURANCE	5	5	100%	1	1	100%
Total	5	5	100% ▲	1	1	100% ▲
VANLINER INSURANCE Group Total	5	5	100% ▲	1	1	100% ▲
WALMART CLAIMS SERVICES	MOPs Filed	Timely MOPs	Compliance	NOCs Filed	Timely NOCs	Compliance
CA100 WALMART CLAIMS SERVICES	2	2	100%	28	28	100%
Total	2	2	100% ▲	28	28	100% ▲
WALMART CLAIMS SERVICES Group Total	2	2	100% ▲	28	28	100% ▲
WORKERS COMP FUND GROUP	MOPs Filed	Timely MOPs	Compliance	NOCs Filed	Timely NOCs	Compliance
WCF NATIONAL INSURANCE	*	*	*	*	*	*
Total	*	*	*	*	*	*
WORKERS COMP FUND GROUP TPA Administered Claims						
CA190 GALLAGHER BASSETT SERVICES	No Filings	No Filings	No Filings	No Filings	No Filings	No Filings
TPA Total	No Filings	No Filings	No Filings	No Filings	No Filings	No Filings
WORKERS COMP FUND GROUP Group Total	No Filings	No Filings	No Filings	No Filings	No Filings	No Filings

INSURANCE GROUP COMPLIANCE
 Initial MOP and Initial Indemnity NOC Filings
 Second Quarter
 4/1/2024 - 6/30/2024

Insurance Company	Total Initial MOPs Filed	Initial MOPs Filed Timely	Compliance Percentage	Total Initial Indemnity NOCs Filed	Initial Indemnity NOCs Filed Timely	Compliance Percentage
ZURICH INSURANCE	MOPs Filed	Timely MOPs	Compliance	NOCs Filed	Timely NOCs	Compliance
CA022 AMERICAN ZURICH	4	3	75%	3	3	100%
CA400 ZURICH AMERICAN INSURANCE	2	0	0%	No Filings	No Filings	No Filings
Total	6	3	50% ▼	3	3	100% ▲
ZURICH INSURANCE TPA Administered Claims						
CA040 BROADSPIRE SERVICES	No Filings	No Filings	No Filings	No Filings	No Filings	No Filings
CA070 CANNON COCHRAN MANAGEMENT SERVICES	No Filings	No Filings	No Filings	No Filings	No Filings	No Filings
CA116 CORVEL ENTERPRISE COMP	3	3	100%	1	1	100%
CA117 COTTINGHAM & BUTLER CLAIMS SERVICES	1	0	0%	1	1	100%
CA417 CREATIVE RISK SOLUTIONS	No Filings	No Filings	No Filings	No Filings	No Filings	No Filings
CA190 GALLAGHER BASSETT SERVICES	5	3	60%	3	3	100%
CA300 SEDGWICK CLAIMS MANAGEMENT SERVICES	2	2	100%	1	1	100%
TPA Total	11	8	73% ▼	6	6	100% ▲
ZURICH INSURANCE Group Total	17	11	65% ▼	9	9	100% ▲

INSURANCE GROUP COMPLIANCE
Wage Statements and Fringe Benefit Forms
Second Quarter
4/1/2024 - 6/30/2024

Insurance Company	Total Wage Statement(s) Due	Wage Statement(s) Filed Timely	Compliance Percentage	Total Fringe Benefit Form(s) Due	Fringe Benefit Form(s) Filed Timely	Compliance Percentage
ACADIA INSURANCE	Wage(s) Due	Timely Wage(s)	Compliance	Fringe(s) Due	Timely Fringe(s)	Compliance
CA010 ACADIA INSURANCE	20	17	85%	20	17	85%
Total	20	17	85% ▲	20	17	85% ▲
ACADIA INSURANCE Group Total	20	17	85% ▲	20	17	85% ▲
ACCIDENT FUND INSURANCE	Wage(s) Due	Timely Wage(s)	Compliance	Fringe(s) Due	Timely Fringe(s)	Compliance
ACCIDENT FUND INSURANCE	*	*	*	*	*	*
Total	*	*	*	*	*	*
ACCIDENT FUND INSURANCE TPA Administered Claims	Wage(s) Due	Timely Wage(s)	Compliance	Fringe(s) Due	Timely Fringe(s)	Compliance
CA190 GALLAGHER BASSETT SERVICES	2	2	100%	2	2	100%
TPA Total	2	2	100% ▲	2	2	100% ▲
ACCIDENT FUND INSURANCE Group Total	2	2	100% ▲	2	2	100% ▲
ACUITY MUTUAL INSURANCE	Wage(s) Due	Timely Wage(s)	Compliance	Fringe(s) Due	Timely Fringe(s)	Compliance
CA418 ACUITY MUTUAL INSURANCE	2	1	50%	2	1	50%
Total	2	1	50% ▼	2	1	50% ▼
ACUITY MUTUAL INSURANCE Group Total	2	1	50% ▼	2	1	50% ▼
AIG INSURANCE	Wage(s) Due	Timely Wage(s)	Compliance	Fringe(s) Due	Timely Fringe(s)	Compliance
CA015 AIG CLAIMS, INC	*	*	*	*	*	*
Total	*	*	*	*	*	*
AIG INSURANCE TPA Administered Claims	Wage(s) Due	Timely Wage(s)	Compliance	Fringe(s) Due	Timely Fringe(s)	Compliance
CA040 BROADSPIRE SERVICES	3	3	100%	3	3	100%
CA116 CORVEL ENTERPRISE COMP	4	3	75%	4	3	75%
CA160 ESIS	8	7	88%	8	7	88%
CA190 GALLAGHER BASSETT SERVICES	17	14	82%	17	14	82%
CA204 HELMSMAN MANAGEMENT SERVICES	4	2	50%	4	2	50%
CA300 SEDGWICK CLAIMS MANAGEMENT SERVICES	17	12	71%	17	12	71%
TPA Total	53	41	77% ▲	53	41	77% ▲
AIG INSURANCE Group Total	53	41	77% ▲	53	41	77% ▲
AIM MUTUAL GROUP	Wage(s) Due	Timely Wage(s)	Compliance	Fringe(s) Due	Timely Fringe(s)	Compliance
CA472 AIM MUTUAL INSURANCE	1	0	0%	1	0	0%
Total	1	0	0% ▼	1	0	0% ▼
AIM MUTUAL GROUP Group Total	1	0	0% ▼	1	0	0% ▼

INSURANCE GROUP COMPLIANCE
Wage Statements and Fringe Benefit Forms
Second Quarter
4/1/2024 - 6/30/2024

Insurance Company	Total Wage Statement(s) Due	Wage Statement(s) Filed Timely	Compliance Percentage	Total Fringe Benefit Form(s) Due	Fringe Benefit Form(s) Filed Timely	Compliance Percentage
AMERICAN FINANCIAL GROUP	Wage(s) Due	Timely Wage(s)	Compliance	Fringe(s) Due	Timely Fringe(s)	Compliance
CA192 GREAT AMERICAN ALLIANCE INSURANCE	1	0	0%	1	0	0%
CA482 GREAT AMERICAN ASSURANCE CO	1	0	0%	1	0	0%
CA267 NATIONAL INTERSTATE INSURANCE COMPANY	1	0	0%	1	0	0%
Total	3	0	0% ▼	3	0	0% ▼
AMERICAN FINANCIAL GROUP Group Total	3	0	0% ▼	3	0	0% ▼
AMERISURE INSURANCE	Wage(s) Due	Timely Wage(s)	Compliance	Fringe(s) Due	Timely Fringe(s)	Compliance
AMERISURE MUTUAL INSURANCE	*	*	*	*	*	*
Total	*	*	*	*	*	*
AMERISURE INSURANCE TPA Administered Claims						
CA190 GALLAGHER BASSETT SERVICES	1	1	100%	1	0	0%
TPA Total	1	1	100% ▲	1	0	0% ▼
AMERISURE INSURANCE Group Total	1	1	100% ▲	1	0	0% ▼
AMTRUST INSURANCE	Wage(s) Due	Timely Wage(s)	Compliance	Fringe(s) Due	Timely Fringe(s)	Compliance
CA437 SECURITY NATIONAL INSURANCE	16	7	44%	16	7	44%
Total	16	7	44% ▼	16	7	44% ▼
AMTRUST INSURANCE Group Total	16	7	44% ▼	16	7	44% ▼
ARCH INSURANCE	Wage(s) Due	Timely Wage(s)	Compliance	Fringe(s) Due	Timely Fringe(s)	Compliance
ARCH INSURANCE	*	*	*	*	*	*
Total	*	*	*	*	*	*
ARCH INSURANCE TPA Administered Claims						
CA040 BROADSPIRE SERVICES	3	3	100%	3	3	100%
CA070 CANNON COCHRAN MANAGEMENT SERVICES	1	0	0%	1	0	0%
CA116 CORVEL ENTERPRISE COMP	1	1	100%	1	1	100%
CA190 GALLAGHER BASSETT SERVICES	5	4	80%	5	4	80%
CA300 SEDGWICK CLAIMS MANAGEMENT SERVICES	3	3	100%	3	3	100%
TPA Total	13	11	85% ▲	13	11	85% ▲
ARCH INSURANCE Group Total	13	11	85% ▲	13	11	85% ▲
ARGONAUT INS GROUP	Wage(s) Due	Timely Wage(s)	Compliance	Fringe(s) Due	Timely Fringe(s)	Compliance
CA020 ARGONAUT INSURANCE	1	0	0%	1	0	0%
Total	1	0	0% ▼	1	0	0% ▼
ARGONAUT INS GROUP Group Total	1	0	0% ▼	1	0	0% ▼

INSURANCE GROUP COMPLIANCE
Wage Statements and Fringe Benefit Forms
Second Quarter
4/1/2024 - 6/30/2024

Insurance Company	Total Wage Statement(s) Due	Wage Statement(s) Filed Timely	Compliance Percentage	Total Fringe Benefit Form(s) Due	Fringe Benefit Form(s) Filed Timely	Compliance Percentage
AXA INS GROUP	Wage(s) Due	Timely Wage(s)	Compliance	Fringe(s) Due	Timely Fringe(s)	Compliance
XL INSURANCE AMERICA INC	*	*	*	*	*	*
CA384 XL SPECIALTY INSURANCE	*	*	*	*	*	*
Total	*	*	*	*	*	*
AXA INS GROUP TPA Administered Claims						
CA110 CONSTITUTION STATE SERVICES	5	2	40%	5	2	40%
CA190 GALLAGHER BASSETT SERVICES	4	2	50%	4	2	50%
CA300 SEDGWICK CLAIMS MANAGEMENT SERVICES	4	3	75%	4	3	75%
TPA Total	13	7	54% ▼	13	7	54% ▼
AXA INS GROUP Group Total	13	7	54% ▼	13	7	54% ▼
BATH IRON WORKS	Wage(s) Due	Timely Wage(s)	Compliance	Fringe(s) Due	Timely Fringe(s)	Compliance
CA036 BATH IRON WORKS	15	12	80%	15	12	80%
Total	15	12	80% ▲	15	12	80% ▲
BATH IRON WORKS Group Total	15	12	80% ▲	15	12	80% ▲
BENCHMARK ADMINISTRATORS, LLC	Wage(s) Due	Timely Wage(s)	Compliance	Fringe(s) Due	Timely Fringe(s)	Compliance
CA497 BENCHMARK ADMINISTRATORS, LLC	1	0	0%	1	0	0%
Total	1	0	0% ▼	1	0	0% ▼
BENCHMARK ADMINISTRATORS, LLC Group Total	1	0	0% ▼	1	0	0% ▼
BERKSHIRE HATHAWAY GROUP	Wage(s) Due	Timely Wage(s)	Compliance	Fringe(s) Due	Timely Fringe(s)	Compliance
CA474 NATIONAL LIABILITY AND FIRE INSURANCE	1	0	0%	1	0	0%
Total	1	0	0% ▼	1	0	0% ▼
BERKSHIRE HATHAWAY GROUP Group Total	1	0	0% ▼	1	0	0% ▼
BROADSPIRE SERVICES	Wage(s) Due	Timely Wage(s)	Compliance	Fringe(s) Due	Timely Fringe(s)	Compliance
CA040 BROADSPIRE SERVICES	13	12	92%	13	12	92%
Total	13	12	92% ▲	13	12	92% ▲
BROADSPIRE SERVICES Group Total	13	12	92% ▲	13	12	92% ▲
CANNON COCHRAN MANAGEMENT SERVICES	Wage(s) Due	Timely Wage(s)	Compliance	Fringe(s) Due	Timely Fringe(s)	Compliance
CA070 CANNON COCHRAN MANAGEMENT SERVICES	26	18	69%	26	17	65%
Total	26	18	69% ▼	26	17	65% ▼
CANNON COCHRAN MANAGEMENT SERVICES Group Total	26	18	69% ▼	26	17	65% ▼

INSURANCE GROUP COMPLIANCE
 Wage Statements and Fringe Benefit Forms
 Second Quarter
 4/1/2024 - 6/30/2024

Insurance Company	Total Wage Statement(s) Due	Wage Statement(s) Filed Timely	Compliance Percentage	Total Fringe Benefit Form(s) Due	Fringe Benefit Form(s) Filed Timely	Compliance Percentage
CAROLINA CASUALTY INS CO	Wage(s) Due	Timely Wage(s)	Compliance	Fringe(s) Due	Timely Fringe(s)	Compliance
CAROLINA CASUALTY INS CO	*	*	*	*	*	*
Total	*	*	*	*	*	*
CAROLINA CASUALTY INS CO TPA Administered Claims						
CA190 GALLAGHER BASSETT SERVICES	3	2	67%	3	2	67%
TPA Total	3	2	67% ▼	3	2	67% ▼
CAROLINA CASUALTY INS CO Group Total	3	2	67% ▼	3	2	67% ▼
CHUBB INSURANCE	Wage(s) Due	Timely Wage(s)	Compliance	Fringe(s) Due	Timely Fringe(s)	Compliance
ACE INSURANCE	*	*	*	*	*	*
CA072 CHARTER OAK FIRE INSURANCE	*	*	*	*	*	*
CA046 CHUBB INSURANCE	*	*	*	*	*	*
CA090 FEDERAL INSURANCE	*	*	*	*	*	*
INDEMNITY INS CO OF NORTH AMERICA	*	*	*	*	*	*
PACIFIC INDEMNITY CO	*	*	*	*	*	*
Total	*	*	*	*	*	*
CHUBB INSURANCE TPA Administered Claims						
CA070 CANNON COCHRAN MANAGEMENT SERVICES	1	0	0%	1	0	0%
CA110 CONSTITUTION STATE SERVICES	1	1	100%	1	0	0%
CA116 CORVEL ENTERPRISE COMP	6	4	67%	6	4	67%
CA160 ESIS	9	9	100%	9	9	100%
CA190 GALLAGHER BASSETT SERVICES	35	27	77%	35	28	80%
CA204 HELMSMAN MANAGEMENT SERVICES	6	6	100%	6	5	83%
CA300 SEDGWICK CLAIMS MANAGEMENT SERVICES	41	36	88%	41	36	88%
TPA Total	99	83	84% ▲	99	82	83% ▲
CHUBB INSURANCE Group Total	99	83	84% ▲	99	82	83% ▲
CHURCH MUTUAL INSURANCE	Wage(s) Due	Timely Wage(s)	Compliance	Fringe(s) Due	Timely Fringe(s)	Compliance
CA084 CHURCH MUTUAL INSURANCE	*	*	*	*	*	*
Total	*	*	*	*	*	*
CHURCH MUTUAL INSURANCE TPA Administered Claims						
CA160 ESIS	1	1	100%	1	1	100%
TPA Total	1	1	100% ▲	1	1	100% ▲
CHURCH MUTUAL INSURANCE Group Total	1	1	100% ▲	1	1	100% ▲
CIANBRO CORPORATION	Wage(s) Due	Timely Wage(s)	Compliance	Fringe(s) Due	Timely Fringe(s)	Compliance
CA085 CIANBRO CORPORATION	1	0	0%	1	0	0%
Total	1	0	0% ▼	1	0	0% ▼
CIANBRO CORPORATION Group Total	1	0	0% ▼	1	0	0% ▼

INSURANCE GROUP COMPLIANCE
Wage Statements and Fringe Benefit Forms
Second Quarter
4/1/2024 - 6/30/2024

Insurance Company	Total Wage Statement(s) Due	Wage Statement(s) Filed Timely	Compliance Percentage	Total Fringe Benefit Form(s) Due	Fringe Benefit Form(s) Filed Timely	Compliance Percentage
CNA INSURANCE	Wage(s) Due	Timely Wage(s)	Compliance	Fringe(s) Due	Timely Fringe(s)	Compliance
CA017 AMERICAN CASUALTY COMPANY OF READING PA	2	2	100%	2	2	100%
CA087 THE CONTINENTAL INSURANCE	2	0	0%	2	0	0%
CA314 TRANSPORTATION INSURANCE	2	2	100%	2	2	100%
Total	6	4	67% ▼	6	4	67% ▼
CNA INSURANCE TPA Administered Claims						
CA040 BROADSPIRE SERVICES	1	1	100%	1	1	100%
CA190 GALLAGHER BASSETT SERVICES	3	1	33%	3	1	33%
CA300 SEDGWICK CLAIMS MANAGEMENT SERVICES	7	7	100%	7	7	100%
TPA Total	11	9	82% ▲	11	9	82% ▲
CNA INSURANCE Group Total	17	13	76% ▲	17	13	76% ▼
CONSTITUTION STATE SERVICES	Wage(s) Due	Timely Wage(s)	Compliance	Fringe(s) Due	Timely Fringe(s)	Compliance
CA110 CONSTITUTION STATE SERVICES	12	6	50%	12	4	33%
Total	12	6	50% ▼	12	4	33% ▼
CONSTITUTION STATE SERVICES Group Total	12	6	50% ▼	12	4	33% ▼
CORVEL ENTERPRISE COMP	Wage(s) Due	Timely Wage(s)	Compliance	Fringe(s) Due	Timely Fringe(s)	Compliance
CA116 CORVEL ENTERPRISE COMP	29	24	83%	29	24	83%
Total	29	24	83% ▲	29	24	83% ▲
CORVEL ENTERPRISE COMP Group Total	29	24	83% ▲	29	24	83% ▲
COTTINGHAM & BUTLER CLAIMS SERVICES	Wage(s) Due	Timely Wage(s)	Compliance	Fringe(s) Due	Timely Fringe(s)	Compliance
CA117 COTTINGHAM & BUTLER CLAIMS SERVICES	2	2	100%	2	0	0%
Total	2	2	100% ▲	2	0	0% ▼
COTTINGHAM & BUTLER CLAIMS SERVICES Group Total	2	2	100% ▲	2	0	0% ▼
CROSS INSURANCE	Wage(s) Due	Timely Wage(s)	Compliance	Fringe(s) Due	Timely Fringe(s)	Compliance
CA093 CROSS INSURANCE	231	173	75%	231	174	75%
Total	231	173	75% ▲	231	174	75% ▼
CROSS INSURANCE Group Total	231	173	75% ▲	231	174	75% ▼
DELHAIZE AMERICA LLC	Wage(s) Due	Timely Wage(s)	Compliance	Fringe(s) Due	Timely Fringe(s)	Compliance
CA496 DELHAIZE AMERICA LLC	46	44	96%	46	41	89%
Total	46	44	96% ▲	46	41	89% ▲
DELHAIZE AMERICA LLC Group Total	46	44	96% ▲	46	41	89% ▲
EASTERN ALLIANCE INSURANCE	Wage(s) Due	Timely Wage(s)	Compliance	Fringe(s) Due	Timely Fringe(s)	Compliance
CA141 EASTERN ALLIANCE INSURANCE	21	16	76%	21	16	76%
Total	21	16	76% ▲	21	16	76% ▼
EASTERN ALLIANCE INSURANCE Group Total	21	16	76% ▲	21	16	76% ▼

INSURANCE GROUP COMPLIANCE
Wage Statements and Fringe Benefit Forms
Second Quarter
4/1/2024 - 6/30/2024

Insurance Company	Total Wage Statement(s) Due	Wage Statement(s) Filed Timely	Compliance Percentage	Total Fringe Benefit Form(s) Due	Fringe Benefit Form(s) Filed Timely	Compliance Percentage
ESIS	Wage(s) Due	Timely Wage(s)	Compliance	Fringe(s) Due	Timely Fringe(s)	Compliance
CA160 ESIS	21	19	90%	21	19	90%
Total	21	19	90% ▲	21	19	90% ▲
ESIS Group Total	21	19	90% ▲	21	19	90% ▲
EVEREST REINS HOLDINGS GROUP	Wage(s) Due	Timely Wage(s)	Compliance	Fringe(s) Due	Timely Fringe(s)	Compliance
EVEREST REINS HOLDINGS	*	*	*	*	*	*
Total	*	*	*	*	*	*
EVEREST REINS HOLDINGS GROUP TPA Administered Claims	Wage(s) Due	Timely Wage(s)	Compliance	Fringe(s) Due	Timely Fringe(s)	Compliance
CA116 CORVEL ENTERPRISE COMP	1	1	100%	1	1	100%
CA190 GALLAGHER BASSETT SERVICES	1	0	0%	1	0	0%
TPA Total	2	1	50% ▼	2	1	50% ▼
EVEREST REINS HOLDINGS GROUP Group Total	2	1	50% ▼	2	1	50% ▼
FAIRFAX FINANCIAL GROUP	Wage(s) Due	Timely Wage(s)	Compliance	Fringe(s) Due	Timely Fringe(s)	Compliance
CA257 NORTH RIVER INSURANCE	*	*	*	*	*	*
13145 ZENITH INSURANCE	*	*	*	*	*	*
Total	*	*	*	*	*	*
FAIRFAX FINANCIAL GROUP TPA Administered Claims	Wage(s) Due	Timely Wage(s)	Compliance	Fringe(s) Due	Timely Fringe(s)	Compliance
CA040 BROADSPIRE SERVICES	2	2	100%	2	2	100%
TPA Total	2	2	100% ▲	2	2	100% ▲
FAIRFAX FINANCIAL GROUP Group Total	2	2	100% ▲	2	2	100% ▲
FUTURECOMP	Wage(s) Due	Timely Wage(s)	Compliance	Fringe(s) Due	Timely Fringe(s)	Compliance
CA175 FUTURECOMP	13	11	85%	13	11	85%
Total	13	11	85% ▲	13	11	85% ▲
FUTURECOMP Group Total	13	11	85% ▲	13	11	85% ▲
GALLAGHER BASSETT SERVICES	Wage(s) Due	Timely Wage(s)	Compliance	Fringe(s) Due	Timely Fringe(s)	Compliance
CA190 GALLAGHER BASSETT SERVICES	129	91	71%	129	91	71%
Total	129	91	71% ▼	129	91	71% ▼
GALLAGHER BASSETT SERVICES Group Total	129	91	71% ▼	129	91	71% ▼
GROUP 1001 INS HOLDINGS GRP	Wage(s) Due	Timely Wage(s)	Compliance	Fringe(s) Due	Timely Fringe(s)	Compliance
CLEAR SPRING PROPERTY & CASUALTY	*	*	*	*	*	*
Total	*	*	*	*	*	*
GROUP 1001 INS HOLDINGS GRP TPA Administered Claims	Wage(s) Due	Timely Wage(s)	Compliance	Fringe(s) Due	Timely Fringe(s)	Compliance
CA300 SEDGWICK CLAIMS MANAGEMENT SERVICES	2	2	100%	2	2	100%
TPA Total	2	2	100% ▲	2	2	100% ▲
GROUP 1001 INS HOLDINGS GRP Group Total	2	2	100% ▲	2	2	100% ▲

INSURANCE GROUP COMPLIANCE
Wage Statements and Fringe Benefit Forms
Second Quarter
4/1/2024 - 6/30/2024

Insurance Company	Total Wage Statement(s) Due	Wage Statement(s) Filed Timely	Compliance Percentage	Total Fringe Benefit Form(s) Due	Fringe Benefit Form(s) Filed Timely	Compliance Percentage
GUARD INSURANCE						
CA019 AMGUARD INSURANCE	1	0	0%	1	0	0%
Total	1	0	0% ▼	1	0	0% ▼
GUARD INSURANCE Group Total						
	1	0	0% ▼	1	0	0% ▼
HANOVER INSURANCE						
CA428 ALLMERICA FINANCIAL BENEFIT INSURANCE	2	1	50%	2	1	50%
CA202 HANOVER INSURANCE	2	2	100%	2	2	100%
CA228 MASSACHUSETTS BAY INSURANCE	1	1	100%	1	1	100%
Total	5	4	80% ▲	5	4	80% ▲
HANOVER INSURANCE Group Total						
	5	4	80% ▲	5	4	80% ▲
HARTFORD INSURANCE						
CA188 HARTFORD ACCIDENT & INDEMNITY	1	1	100%	1	1	100%
CA185 HARTFORD CASUALTY INSURANCE	3	2	67%	3	2	67%
CA203 HARTFORD FIRE INSURANCE	7	6	86%	7	4	57%
CA186 HARTFORD INSURANCE COMPANY OF THE MIDWEST	2	2	100%	2	2	100%
CA187 HARTFORD UNDERWRITERS INSURANCE	4	3	75%	4	3	75%
CA288 PROPERTY & CASUALTY INSURANCE COMPANY OF HARTFORD	13	6	46%	13	6	46%
Total	30	20	67% ▼	30	18	60% ▼
HARTFORD INSURANCE TPA Administered Claims						
CA070 CANNON COCHRAN MANAGEMENT SERVICES	3	3	100%	3	3	100%
CA116 CORVEL ENTERPRISE COMP	3	1	33%	3	1	33%
CA190 GALLAGHER BASSETT SERVICES	1	1	100%	1	1	100%
CA300 SEDGWICK CLAIMS MANAGEMENT SERVICES	1	0	0%	1	0	0%
TPA Total	8	5	63% ▼	8	5	63% ▼
HARTFORD INSURANCE Group Total						
	38	25	66% ▼	38	23	61% ▼
HELMSMAN MANAGEMENT SERVICES						
CA204 HELMSMAN MANAGEMENT SERVICES	16	10	63%	16	7	44%
Total	16	10	63% ▼	16	7	44% ▼
HELMSMAN MANAGEMENT SERVICES Group Total						
	16	10	63% ▼	16	7	44% ▼

INSURANCE GROUP COMPLIANCE
Wage Statements and Fringe Benefit Forms
Second Quarter
4/1/2024 - 6/30/2024

Insurance Company	Total Wage Statement(s) Due	Wage Statement(s) Filed Timely	Compliance Percentage	Total Fringe Benefit Form(s) Due	Fringe Benefit Form(s) Filed Timely	Compliance Percentage
LIBERTY MUTUAL INSURANCE	Wage(s) Due	Timely Wage(s)	Compliance	Fringe(s) Due	Timely Fringe(s)	Compliance
CA003 AMERICAN FIRE & CASUALTY INSURANCE	1	0	0%	1	0	0%
CA210 LIBERTY MUTUAL INSURANCE	27	21	78%	27	18	67%
CA407 OHIO SECURITY INSURANCE	1	0	0%	1	0	0%
Total	29	21	72% ▼	29	18	62% ▼
LIBERTY MUTUAL INSURANCE TPA Administered Claims						
CA160 ESIS	3	2	67%	3	2	67%
CA300 SEDGWICK CLAIMS MANAGEMENT SERVICES	3	2	67%	3	3	100%
TPA Total	6	4	67% ▼	6	5	83% ▲
LIBERTY MUTUAL INSURANCE Group Total	35	25	71% ▼	35	23	66% ▼
MAINE EMPLOYERS' MUTUAL INSURANCE	Wage(s) Due	Timely Wage(s)	Compliance	Fringe(s) Due	Timely Fringe(s)	Compliance
CA260 MAINE EMPLOYERS' MUTUAL INSURANCE	530	407	77%	530	389	73%
Total	530	407	77% ▲	530	389	73% ▼
MAINE EMPLOYERS' MUTUAL INSURANCE TPA Administered Claims						
CA116 CORVEL ENTERPRISE COMP	1	1	100%	1	1	100%
TPA Total	1	1	100% ▲	1	1	100% ▲
MAINE EMPLOYERS' MUTUAL INSURANCE Group Total	531	408	77% ▲	531	390	73% ▼
MAINE HEALTHCARE ASSOCIATION	Wage(s) Due	Timely Wage(s)	Compliance	Fringe(s) Due	Timely Fringe(s)	Compliance
CA234 MAINE HEALTHCARE ASSOCIATION	7	5	71%	7	5	71%
Total	7	5	71% ▼	7	5	71% ▼
MAINE HEALTHCARE ASSOCIATION Group Total	7	5	71% ▼	7	5	71% ▼
MAINE MOTOR TRANSPORT ASSOCIATION	Wage(s) Due	Timely Wage(s)	Compliance	Fringe(s) Due	Timely Fringe(s)	Compliance
CA230 MAINE MOTOR TRANSPORT ASSOCIATION	12	12	100%	12	12	100%
Total	12	12	100% ▲	12	12	100% ▲
MAINE MOTOR TRANSPORT ASSOCIATION Group Total	12	12	100% ▲	12	12	100% ▲
MAINE MUNICIPAL ASSOCIATION	Wage(s) Due	Timely Wage(s)	Compliance	Fringe(s) Due	Timely Fringe(s)	Compliance
CA225 MAINE MUNICIPAL ASSOCIATION	131	106	81%	131	106	81%
Total	131	106	81% ▲	131	106	81% ▲
MAINE MUNICIPAL ASSOCIATION Group Total	131	106	81% ▲	131	106	81% ▲
MAINE SCHOOL MANAGEMENT ASSOCIATION	Wage(s) Due	Timely Wage(s)	Compliance	Fringe(s) Due	Timely Fringe(s)	Compliance
CA250 MAINE SCHOOL MANAGEMENT ASSOCIATION	26	25	96%	26	24	92%
Total	26	25	96% ▲	26	24	92% ▲
MAINE SCHOOL MANAGEMENT ASSOCIATION Group Total	26	25	96% ▲	26	24	92% ▲

INSURANCE GROUP COMPLIANCE
Wage Statements and Fringe Benefit Forms
Second Quarter
4/1/2024 - 6/30/2024

Insurance Company	Total Wage Statement(s) Due	Wage Statement(s) Filed Timely	Compliance Percentage	Total Fringe Benefit Form(s) Due	Fringe Benefit Form(s) Filed Timely	Compliance Percentage
MARKEL CORP GROUP	Wage(s) Due	Timely Wage(s)	Compliance	Fringe(s) Due	Timely Fringe(s)	Compliance
CA600 MARKEL SERVICE INCORPORATED	1	0	0%	1	0	0%
Total	1	0	0% ▼	1	0	0% ▼
MARKEL CORP GROUP TPA Administered Claims						
CA070 CANNON COCHRAN MANAGEMENT SERVICES	1	1	100%	1	0	0%
TPA Total	1	1	100% ▲	1	0	0% ▼
MARKEL CORP GROUP Group Total	2	1	50% ▼	2	0	0% ▼
NEXT LEVEL ADMINISTRATORS LLC	Wage(s) Due	Timely Wage(s)	Compliance	Fringe(s) Due	Timely Fringe(s)	Compliance
CA433 NEXT LEVEL ADMINISTRATORS LLC	1	1	100%	1	0	0%
Total	1	1	100% ▲	1	0	0% ▼
NEXT LEVEL ADMINISTRATORS LLC Group Total	1	1	100% ▲	1	0	0% ▼
OLD REPUBLIC INSURANCE	Wage(s) Due	Timely Wage(s)	Compliance	Fringe(s) Due	Timely Fringe(s)	Compliance
OLD REPUBLIC GENERAL INSURANCE CORP.	*	*	*	*	*	*
OLD REPUBLIC INSURANCE	*	*	*	*	*	*
Total	*	*	*	*	*	*
OLD REPUBLIC INSURANCE TPA Administered Claims						
CA070 CANNON COCHRAN MANAGEMENT SERVICES	8	6	75%	8	6	75%
CA190 GALLAGHER BASSETT SERVICES	3	2	67%	3	2	67%
CA300 SEDGWICK CLAIMS MANAGEMENT SERVICES	3	3	100%	3	2	67%
TPA Total	14	11	79% ▲	14	10	71% ▼
OLD REPUBLIC INSURANCE Group Total	14	11	79% ▲	14	10	71% ▼
PENNSYLVANIA MFG ASSN	Wage(s) Due	Timely Wage(s)	Compliance	Fringe(s) Due	Timely Fringe(s)	Compliance
MANUFACTURERS ALLIANCE INSURANCE	*	*	*	*	*	*
PENNSYLVANIA MFG ASSN	*	*	*	*	*	*
PENNSYLVANIA MFG INDEMNITY CO	*	*	*	*	*	*
Total	*	*	*	*	*	*
PENNSYLVANIA MFG ASSN TPA Administered Claims						
CA190 GALLAGHER BASSETT SERVICES	4	3	75%	4	3	75%
TPA Total	4	3	75% ▲	4	3	75% ▼
PENNSYLVANIA MFG ASSN Group Total	4	3	75% ▲	4	3	75% ▼

INSURANCE GROUP COMPLIANCE
Wage Statements and Fringe Benefit Forms
Second Quarter
4/1/2024 - 6/30/2024

Insurance Company	Total Wage Statement(s) Due	Wage Statement(s) Filed Timely	Compliance Percentage	Total Fringe Benefit Form(s) Due	Fringe Benefit Form(s) Filed Timely	Compliance Percentage
PROTECTIVE INSURANCE	Wage(s) Due	Timely Wage(s)	Compliance	Fringe(s) Due	Timely Fringe(s)	Compliance
CA277 PROTECTIVE INSURANCE COMPANY	*	*	*	*	*	*
Total	*	*	*	*	*	*
PROTECTIVE INSURANCE TPA Administered Claims						
CA040 BROADSPIRE SERVICES	1	0	0%	1	0	0%
TPA Total	1	0	0% ▼	1	0	0% ▼
PROTECTIVE INSURANCE Group Total	1	0	0% ▼	1	0	0% ▼
QBE INSURANCE GROUP	Wage(s) Due	Timely Wage(s)	Compliance	Fringe(s) Due	Timely Fringe(s)	Compliance
QBE INSURANCE GROUP	*	*	*	*	*	*
Total	*	*	*	*	*	*
QBE INSURANCE GROUP TPA Administered Claims						
CA300 SEDGWICK CLAIMS MANAGEMENT SERVICES	1	1	100%	1	1	100%
TPA Total	1	1	100% ▲	1	1	100% ▲
QBE INSURANCE GROUP Group Total	1	1	100% ▲	1	1	100% ▲
SAFETY NATIONAL CASUALTY CORP	Wage(s) Due	Timely Wage(s)	Compliance	Fringe(s) Due	Timely Fringe(s)	Compliance
SAFETY NATIONAL CASUALTY CORP	*	*	*	*	*	*
Total	*	*	*	*	*	*
SAFETY NATIONAL CASUALTY CORP TPA Administered Claims						
CA040 BROADSPIRE SERVICES	2	2	100%	2	2	100%
CA116 CORVEL ENTERPRISE COMP	3	3	100%	3	3	100%
CA190 GALLAGHER BASSETT SERVICES	4	4	100%	4	4	100%
CA204 HELMSMAN MANAGEMENT SERVICES	6	2	33%	6	0	0%
CA300 SEDGWICK CLAIMS MANAGEMENT SERVICES	7	7	100%	7	6	86%
TPA Total	22	18	82% ▲	22	15	68% ▼
SAFETY NATIONAL CASUALTY CORP Group Total	22	18	82% ▲	22	15	68% ▼
SEDGWICK CLAIMS MANAGEMENT SERVICES	Wage(s) Due	Timely Wage(s)	Compliance	Fringe(s) Due	Timely Fringe(s)	Compliance
CA300 SEDGWICK CLAIMS MANAGEMENT SERVICES	117	101	86%	117	101	86%
Total	117	101	86% ▲	117	101	86% ▲
SEDGWICK CLAIMS MANAGEMENT SERVICES Group Total	117	101	86% ▲	117	101	86% ▲
SENTRY INSURANCE	Wage(s) Due	Timely Wage(s)	Compliance	Fringe(s) Due	Timely Fringe(s)	Compliance
CA426 MIDDLESEX INSURANCE COMPANY	1	1	100%	1	1	100%
CA402 SENTRY CASUALTY	2	2	100%	2	2	100%
Total	3	3	100% ▲	3	3	100% ▲
SENTRY INSURANCE Group Total	3	3	100% ▲	3	3	100% ▲

INSURANCE GROUP COMPLIANCE
Wage Statements and Fringe Benefit Forms
Second Quarter
4/1/2024 - 6/30/2024

Insurance Company	Total Wage Statement(s) Due	Wage Statement(s) Filed Timely	Compliance Percentage	Total Fringe Benefit Form(s) Due	Fringe Benefit Form(s) Filed Timely	Compliance Percentage
STARR INDEMNITY INSURANCE	Wage(s) Due	Timely Wage(s)	Compliance	Fringe(s) Due	Timely Fringe(s)	Compliance
STARR INDEMNITY INSURANCE	*	*	*	*	*	*
Total	*	*	*	*	*	*
STARR INDEMNITY INSURANCE TPA Administered Claims						
CA190 GALLAGHER BASSETT SERVICES	3	1	33%	3	1	33%
CA300 SEDGWICK CLAIMS MANAGEMENT SERVICES	3	3	100%	3	3	100%
TPA Total	6	4	67% ▼	6	4	67% ▼
STARR INDEMNITY INSURANCE Group Total	6	4	67% ▼	6	4	67% ▼
STATE OF MAINE WORKERS' COMPENSATION TRUST	Wage(s) Due	Timely Wage(s)	Compliance	Fringe(s) Due	Timely Fringe(s)	Compliance
CA307 STATE OF MAINE WORKERS' COMPENSATION TRUST	103	96	93%	103	95	92%
Total	103	96	93% ▲	103	95	92% ▲
STATE OF MAINE WORKERS' COMPENSATION TRUST Group Total	103	96	93% ▲	103	95	92% ▲
SYNERNET	Wage(s) Due	Timely Wage(s)	Compliance	Fringe(s) Due	Timely Fringe(s)	Compliance
CA320 SYNERNET	61	52	85%	61	50	82%
Total	61	52	85% ▲	61	50	82% ▲
SYNERNET Group Total	61	52	85% ▲	61	50	82% ▲
TRAVELERS INSURANCE	Wage(s) Due	Timely Wage(s)	Compliance	Fringe(s) Due	Timely Fringe(s)	Compliance
CA306 STANDARD FIRE INSURANCE	16	4	25%	16	3	19%
CA347 TRAVELERS CASUALTY & SURETY	17	11	65%	17	11	65%
CA349 TRAVELERS COMMERCIAL CASUALTY	4	1	25%	4	1	25%
CA346 TRAVELERS INDEMNITY COMPANY OF AMERICA	1	0	0%	1	0	0%
CA345 TRAVELERS PROPERTY CASUALTY INSURANCE	6	4	67%	6	4	67%
Total	44	20	45% ▼	44	19	43% ▼
TRAVELERS INSURANCE TPA Administered Claims						
CA070 CANNON COCHRAN MANAGEMENT SERVICES	1	1	100%	1	1	100%
CA110 CONSTITUTION STATE SERVICES	6	3	50%	6	2	33%
CA300 SEDGWICK CLAIMS MANAGEMENT SERVICES	1	1	100%	1	1	100%
TPA Total	8	5	63% ▼	8	4	50% ▼
TRAVELERS INSURANCE Group Total	52	25	48% ▼	52	23	44% ▼
TYSON FOODS INC	Wage(s) Due	Timely Wage(s)	Compliance	Fringe(s) Due	Timely Fringe(s)	Compliance
CA435 TYSON FOODS INC	1	1	100%	1	0	0%
Total	1	1	100% ▲	1	0	0% ▼
TYSON FOODS INC Group Total	1	1	100% ▲	1	0	0% ▼

INSURANCE GROUP COMPLIANCE
Wage Statements and Fringe Benefit Forms
Second Quarter
4/1/2024 - 6/30/2024

Insurance Company	Total Wage Statement(s) Due	Wage Statement(s) Filed Timely	Compliance Percentage	Total Fringe Benefit Form(s) Due	Fringe Benefit Form(s) Filed Timely	Compliance Percentage
VANLINER INSURANCE	Wage(s) Due	Timely Wage(s)	Compliance	Fringe(s) Due	Timely Fringe(s)	Compliance
CA379 VANLINER INSURANCE	7	5	71%	7	5	71%
Total	7	5	71% ▼	7	5	71% ▼
VANLINER INSURANCE Group Total	7	5	71% ▼	7	5	71% ▼
WALMART CLAIMS SERVICES	Wage(s) Due	Timely Wage(s)	Compliance	Fringe(s) Due	Timely Fringe(s)	Compliance
CA100 WALMART CLAIMS SERVICES	38	36	95%	38	35	92%
Total	38	36	95% ▲	38	35	92% ▲
WALMART CLAIMS SERVICES Group Total	38	36	95% ▲	38	35	92% ▲
ZURICH INSURANCE	Wage(s) Due	Timely Wage(s)	Compliance	Fringe(s) Due	Timely Fringe(s)	Compliance
CA022 AMERICAN ZURICH	12	9	75%	12	9	75%
CA400 ZURICH AMERICAN INSURANCE	2	1	50%	2	1	50%
Total	14	10	71% ▼	14	10	71% ▼
ZURICH INSURANCE TPA Administered Claims						
CA040 BROADSPIRE SERVICES	1	1	100%	1	1	100%
CA116 CORVEL ENTERPRISE COMP	5	5	100%	5	5	100%
CA117 COTTINGHAM & BUTLER CLAIMS SERVICES	2	2	100%	2	0	0%
CA190 GALLAGHER BASSETT SERVICES	18	11	61%	18	11	61%
CA300 SEDGWICK CLAIMS MANAGEMENT SERVICES	3	2	67%	3	2	67%
TPA Total	29	21	72% ▼	29	19	66% ▼
ZURICH INSURANCE Group Total	43	31	72% ▼	43	29	67% ▼