

2023 Annual Compliance Report

State of Maine Workers' Compensation Board



January 1, 2023—December 31, 2023

Office of Monitoring, Audit & Enforcement

John Rohde, Esq.
Executive Director/Chair

27 State House Station
Augusta, Maine 04333-0027
(207) 287-3751

**MAINE WORKERS' COMPENSATION BOARD
2023 ANNUAL COMPLIANCE REPORT**

Table of Contents

Section	Page
Executive Summary	1-3
Annual Compliance Summary	4
Compliance by Size of Insurer	5
High Compliance Performers	6
Lost Time First Report Filings	7
Initial Indemnity Payments	8
Initial Memorandum of Payment Filings	9
Initial Indemnity Notice of Controversy Filings	10
Wage Information	11
Utilization Analysis	12
In-State vs. Out-of-State Comparisons	13
Volume by Type of Insurer	14
Compliance by Type of Insurer	15
Entity Overview	16-18
Quarterly and Annual Insurance Group Compliance Charts	19-67

Tables

#	Title	Page
1	Quarterly Compliance Reports	4
2	Annual Compliance	4
3	Lost Time First Report Filings: Timeliness Distribution	7
4	Lost Time First Report Filings: % of Insurers Above vs. Below 85% Benchmark	7
5	Initial Indemnity Payments: Timeliness Distribution	8
6	Initial Indemnity Payments: % of Insurers Above vs. Below 87% Benchmark	8
7	Initial Memorandum of Payment Filings: Timeliness Distribution	9
8	Initial Memorandum of Payment Filings: % of Insurers Above vs. Below 85% Benchmark	9
9	Initial Indemnity Notice of Controversy Filings: Timeliness Distribution	10
10	Initial Indemnity Notice of Controversy Filings: % of Insurers Above vs. Below 90% Benchmark	10
11	Wage Statement: Timeliness Distribution	11
12	Fringe Benefit Worksheet: Timeliness Distribution	11
13	Utilization Analysis: % of Lost Time First Reports Denied	12
14	Utilization Analysis: % of Claims for Compensation Denied	12

--	--	--

Charts

#	Title	Page
1	Lost Time First Report Filings: Timeliness Distribution	7
2	Lost Time First Report Filings: % of Insurers Above vs. Below 85% Benchmark	7
3	Lost Time First Report Filings: Compliance Trend	7
4	Initial Indemnity Payments: Timeliness Distribution	8
5	Initial Indemnity Payments: % of Insurers Above vs. Below 87% Benchmark	8
6	Initial Indemnity Payments: Compliance Trend	8
7	Initial Memorandum of Payment Filings: Timeliness Distribution	9
8	Initial Memorandum of Payment Filings: % of Insurers Above vs. Below 85% Benchmark	9
9	Initial Memorandum of Payment Filings: Compliance Trend	9
10	Initial Indemnity Notice of Controversy Filings: Timeliness Distribution	10
11	Initial Indemnity Notice of Controversy Filings: % of Insurers Above vs. Below 90% Benchmark	10
12	Initial Indemnity Notice of Controversy Filings: Compliance Trend	10
13	Wage Statement: Timeliness Distribution	11
14	Fringe Benefit Worksheet: Timeliness Distribution	11
15	Utilization Analysis: Distribution of Lost Time First Reports	12
16	Utilization Analysis: Lost Time First Reports	12
17	Utilization Analysis: Claims for Compensation	12

#	Appendices	Page
A	Insurance Group Compliance – Lost Time FROI Filings and Initial Indemnity Payments	A1-18
B	Insurance Group Compliance – Initial MOP and Initial Indemnity NOC Filings	B1-18
C	In-State Group Compliance – Lost Time FROI Filings and Initial Indemnity Payments	C1-2
D	In-State Group Compliance – Initial MOP and Initial Indemnity NOC Filings	D1-2
E	Out-of-State Group Compliance – Lost Time FROI Filings and Initial Indemnity Payments	E1-8
F	Out-of-State Group Compliance – Initial MOP and Initial Indemnity NOC Filings	F1-8
G	Type of Insurer Group Compliance – Lost Time FROI Filings and Initial Indemnity Payments	G1-5
H	Type of Insurer Group Compliance – Initial MOP and Initial Indemnity NOC Filings	H1-5

On July 9th, 2024 the Maine Workers' Compensation Board of Directors approved the 2023 Annual Compliance Report (**January 1, 2023** through **December 31, 2023**). This report represents the efforts of the Office of Monitoring, Audit and Enforcement (MAE Program) and the workers' compensation community.

I. HISTORY

In 1997, the Maine Legislature, with the support of Governor Angus S. King, Jr., enacted Public Law 1997, Chapter 486 to establish the Office of Monitoring, Audit, and Enforcement with the goals of: (1) providing timely and reliable data to policymakers; (2) monitoring and auditing payments and filings; and (3) identifying those insurers, self-administered employers, and third-party administrators (collectively "insurers") not complying with minimum standards.

II. COMPLIANCE OVERVIEW

The 2023 quarterly compliance in Table 1 represents static results based upon data received by the deadline for each quarter. This 2023 Annual Compliance Report represents static results based upon data received by March 14, 2024.

A. Lost Time First Report Filings

The Board's benchmark for lost time first report (FROI) filings within 7 days is 85%.

- **Benchmark Not Met.** Seventy-nine percent (79%) of lost time FROI filings were within 7 days.

B. Initial Indemnity Payments

The Board's benchmark for initial indemnity payments within 14 days is 87%.

- **Benchmark Not Met.** Eighty-three percent (83%) of initial indemnity payments were within 14 days.

C. Initial Memorandum of Payment Filings

The Board's benchmark for initial Memorandum of Payment (MOP) filings within 17 days is 85%.

- **Benchmark Not Met.** Eighty-one percent (81%) of initial MOP filings were within 17 days.

D. Initial Indemnity Notice of Controversy Filings

The Board's benchmark for initial indemnity Notice of Controversy (NOC) filings within 14 days is 90%.

- **Benchmark Exceeded.** Ninety-two percent (92%) of initial indemnity NOC filings were within 14 days.

E. Wage Information

The Board's benchmark for (WCB-2 and WCB-2b) filings within 30 days of the employer receiving notice or knowledge of incapacity is 75%. This benchmark was implemented on July 1, 2019.

- **Benchmark Not Met.** Seventy-four percent (74%) of wage forms were received within 30 days and seventy-three percent (73%) of fringe benefit forms were received within 30 days.

F. Utilization Analysis

Eighteen percent (18%) of all lost time first reports were denied and forty-two percent (42%) of all claims for compensation were denied.

III. CAVEATS & EXPLANATIONS

A. General

- Question marks (“?”) within this report indicate that the insurer did not provide all the data required to measure compliance.

B. Lost Time First Report Filings

- Compliance with the lost time first report filing obligation exists when the lost time first report is filed (accepted Electronic Data Interchange (EDI) transaction, with or without errors) within 7 days of the employer receiving notice or knowledge of an employee injury that has caused the employee to lose a day's work.
- When a medical only first report was received and later converted to a lost time first report, if the received date minus the date of the employer's notice or knowledge of incapacity was less than zero, the filing was considered compliant.

C. Initial Indemnity Payments

- Compliance with the Initial Indemnity Payment obligation exists when the check is mailed within the later of: (a) 14 days after the employer's notice or knowledge of incapacity or (b) the first day of compensability plus 6 days.

D. Initial Memorandum of Payment Filings

- Compliance with the Initial Memorandum of Payment filing obligation exists when the MOP is received within 17 days of the employer's notice or knowledge of incapacity.

E. Initial Indemnity Notice of Controversy Filings

Measurement excludes filings submitted with full denial reason codes 3A-3H (No Coverage).

Compliance with the Initial Indemnity Notice of Controversy filing obligation exists when the NOC is filed (accepted EDI transaction, with or without errors) within 14 days of the employer receiving notice or knowledge of the incapacity or death

F. Wage Information

Compliance with this benchmark (WCB-2 and WCB-2b forms) exists when the wage information is filed within 30 days of the employer receiving notice or knowledge of incapacity.

IV. COMPLETED AUDITS

The Board conducts compliance audits of insurers to ensure that all obligations under the Workers' Compensation Act are met. The functions of the audit program include but are not limited to: ensuring that all reporting requirements of the Board are met, auditing the timeliness of benefit payments, auditing the accuracy of indemnity payments, evaluating claims-handling techniques, and determining whether claims are unreasonably contested.

The following had audits completed in 2023:

Auditee (alpha order)	Total Penalties
Gallagher Bassett Services Inc.	\$5,300.00

This 2023 Annual Compliance Report was prepared by the following MAE staff members:

Name	Position	Annual Report Role
Kathleen Trost	Deputy Director, Benefits Administration	Editor
Carrie Pomeroy	Management Analyst II	Research & Compilation
Matt Dunn	Management Analyst I	Research & Compilation
Joe Hogan	Office Associate II	Administrative Support

Annual Compliance Summary

Table 1: Quarterly Compliance Reports

	Benchmark	First Quarter	Second Quarter	Third Quarter	Fourth Quarter
Lost Time First Report Filings Received within 7 Days	85%	80%	80%	80%	80%
Initial Indemnity Payments Made within 14 Days	87%	83%	83%	83%	83%
Initial Memorandum of Payment Filings Received within 17 Days	85%	81%	81%	80%	83%
Initial Indemnity Notice of Controversy Filings Received within 14 Days	90%	91%	92%	91%	94%
Wage Information (WBC-2) Received with 30 days of an employer's notice of knowledge of a claim for compensation	75%	75%	75%	72%	77%
Wage Information (WCB-2B) Received with 30 days of an employer's notice of knowledge of a claim for compensation	75%	74%	73%	71%	76%

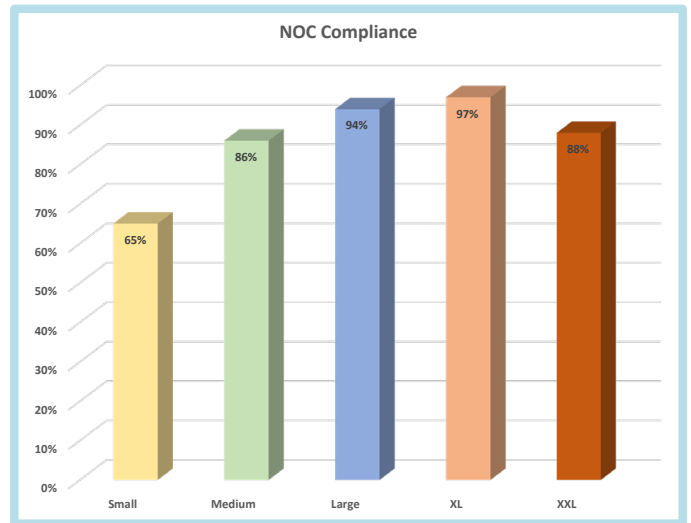
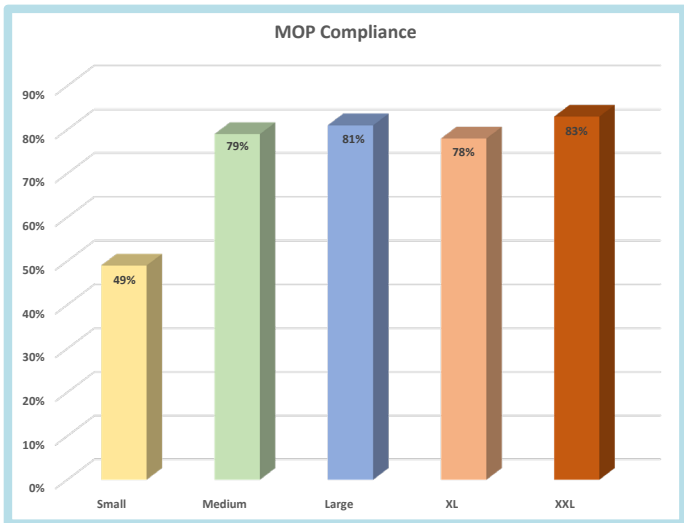
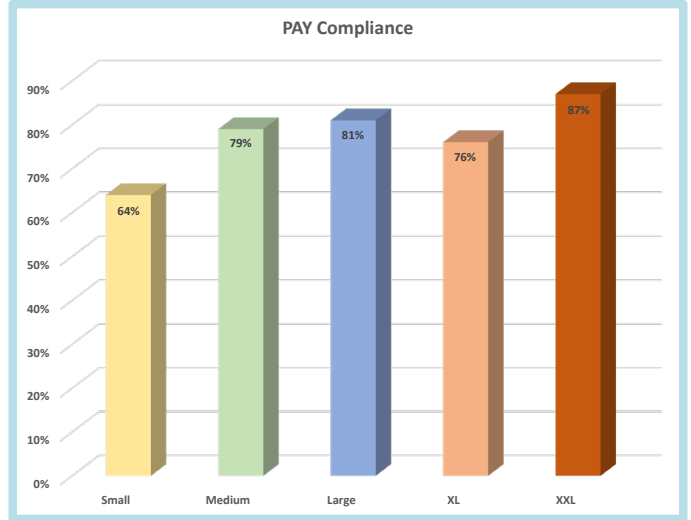
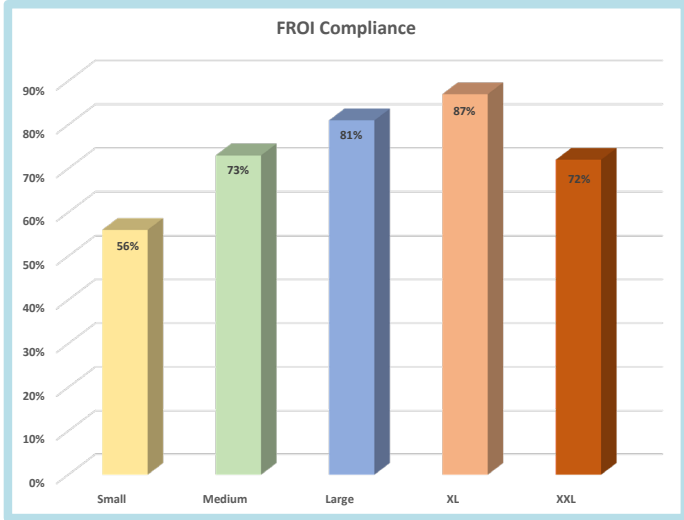
Table 2: Annual Compliance

	2013	2014	2015	2016	2017	2018	2019	2020	2021	2022	2023
Lost Time First Report Filings Received within 7 Days	85%	84%	83%	83%	83%	83%	82%	82%	78%	76%	79%
Initial Indemnity Payments Made within 14 Days	91%	90%	87%	89%	90%	88%	86%	87%	84%	84%	83%
Initial Memorandum of Payment Filings Received within 17 Days	90%	89%	86%	88%	89%	87%	84%	81%	67%	79%	81%
Initial Indemnity Notice of Controversy Filings Received within 14 Days	95%	94%	94%	93%	93%	94%	94%	94%	92%	93%	92%
Wage Statements Due and Received within 30 Days							*71%	70%	65%	66%	74%
Fringe Benefit Forms Due and Received within 30 Days							*71%	69%	64%	65%	73%

[1] Based on sample data.

* Wage/Fringe benchmark started with 3rd Qtr. of 2019

COMPLIANCE BY SIZE



Group	# of filings	% of total
Small	<25	1.8%
Medium	25-200	14.8%
Large	200-800	28.1%
XL	800-4,000	26.3%
XXL	4,000+	28.9%

Summary

These charts were created to help the Board see if there is an effect on compliance rates based on insurer size. In these charts, insurers are broken down into five groups based on annual filings: Small, under 25; Medium, 25-200; Large, 200-800; XL, 800-4,000; and XXL, over 4,000 filings.

In 2022, the data showed that compliance generally increased as the size of the insurer increased. The exception was the XXL group. Substandard performance of the XXL group was the biggest contributor to overall benchmarks not being met.

In 2023, the patterns were similar with a couple of exceptions. Performance of the XXL category improved in both FROI and MOP categories. This is due in part to the effort of the Board which focused on improving performance where it will have the most impact. These efforts were a factor in the improved results for the XXL group in 2023. The other exception was the decreased compliance of the XL category. This resulted from the fact that an entity with poor compliance moved from the Large category to the XL category. Had that entity remained in the Large category, 2023 results would have been similar to 2022.

High Compliance Performers

Entities large and small have developed the policies, processes and systems necessary to achieve or exceed the benchmark compliance levels relative to form filing, as well as the initial indemnity payments that put money into injured Maine employees' households. The Board wishes to recognize them for their excellence in these areas.

These high-performing entities run the gamut of size, location and organization type, i.e. insurer, TPA, self-insured self-administered employer.

Benchmark Category:	First Report Filings	Initial Payments	Initial MOP Filings	Initial NOC Filings
---------------------	----------------------	------------------	---------------------	---------------------

Insurers/TPAs				
Cross Insurance	93%	93%	95%	99%
Electric Insurance	100%	100%	100%	100%
Synernet	97%	89%	90%	99%

Self-Insureds				
Bath Iron Works	96%	89%	91%	100%
Maine Motor Transport Association	97%	95%	95%	100%
Maine Municipal Association	96%	93%	94%	98%
Maine School Management Association	93%	97%	99%	100%

<p>Board Benchmarks:</p> <ul style="list-style-type: none"> 85% of Lost Time First Report filings received within 7 days 87% of Initial Indemnity Payments made within 14 days 85% of Initial Memorandum of Payment filings received within 17 days 90% of Initial Indemnity Notice of Controversy filings received within 14 days <p>Qualifications:</p> <ul style="list-style-type: none"> Must have filed more than one MOP in the year. Must have filed more than one NOC in the year.
--

LOST TIME FIRST REPORT OF INJURY FILINGS

Chart 1: Timeliness Distribution




Table 3: Received Within

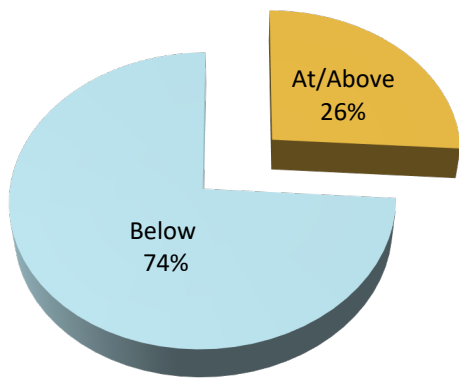
0-7 Days	10,922	79%
8-14 Days	1,554	11%
15-29 Days	725	5%
30+ Days	607	4%
? Days	0	0%
Total	13,808	100%

*The percentages may not always add to 100% due to rounding

Table 4: Above vs Below Benchmark

At/Above	22	26%
Below	62	74%
Total	84	100%

Chart 2: % of Insurers At/Above vs. Below 85% Benchmark



Summary

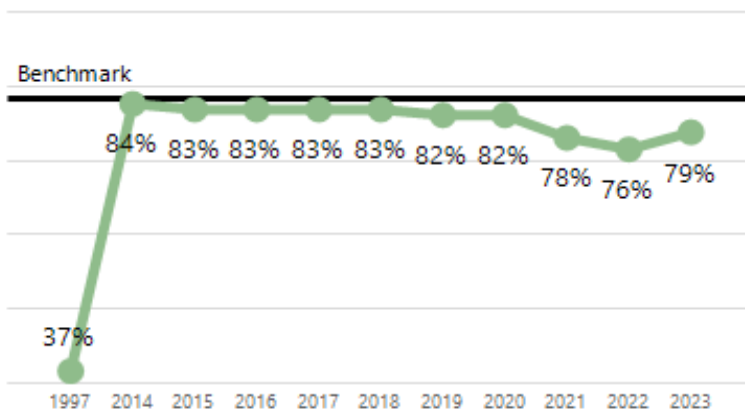
The Board received 13,808 lost time first reports in the calendar year 2023. This represents 1,518 fewer reports than in 2022.

Over the past few years, compliance has dropped below the benchmark of 85 percent into the 70's, with this year rising slightly to 79 percent.

Only 22 of the 84 insurers that filed lost time first reports are at or above compliance, as can be seen in Table 5.

FROIs are a critical part of the workers' compensation system and Monitoring is concerned about the decline in compliance. Monitoring is working to ensure that compliance with this benchmark improves..

Chart 3: Compliance Trend



INITIAL INDEMNITY PAYMENTS

Chart 4: Timeliness Distribution

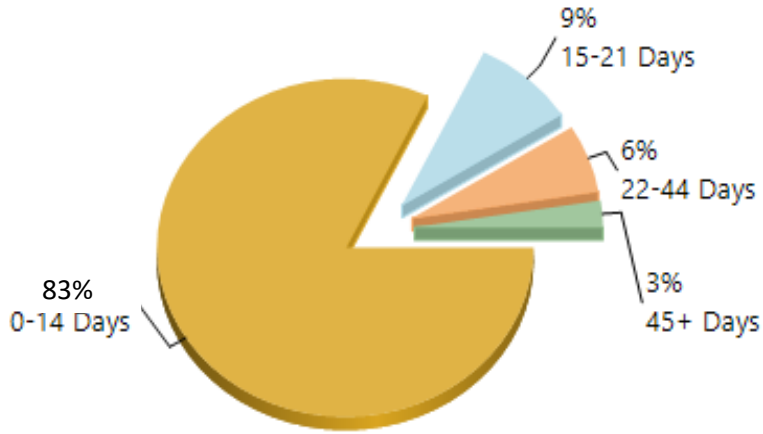


Table 6: Received Within

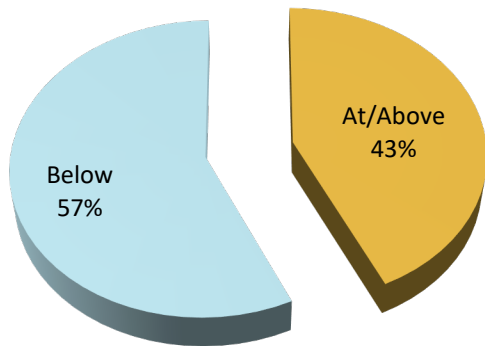
0-14 Days	3,083	83%
15-21 Days	3,151	8%
22-44 Days	236	6%
45+ Days	94	3%
? Days	1	0%
Total	3,730	100%

*The percentages may not always add to 100% due to rounding

Table 7: Above vs Below Benchmark

At/Above	34	43%
Below	45	57%
Total	79	100%

Chart 5: % of Insurers At/Above vs. Below 87% Benchmark

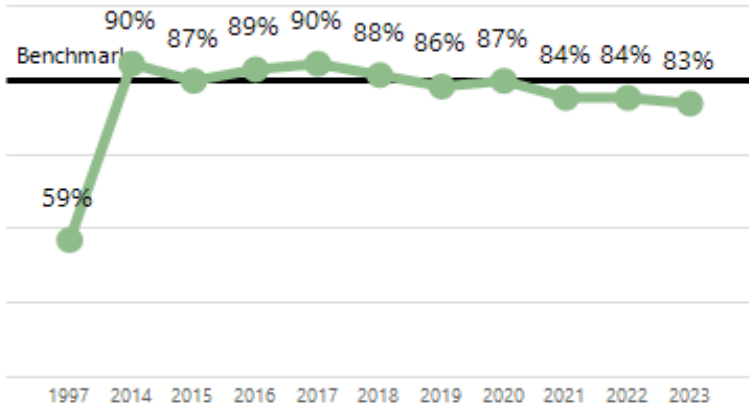


Summary

Timely indemnity payments are very important to injured workers. Although compliance is below benchmark by 4 percent, a good majority of injured workers are receiving payments in a reasonable timeframe as can be seen in Table 6.

Even though a majority of injured workers are receiving payments in a reasonable timeframe, only 43 percent of insurers are at or above compliance. This is an increase over 38 percent in 2022.

Chart 6: Compliance Trend



INITIAL MEMORANDUM OF PAYMENT FILINGS

Chart 7: Timeliness Distribution



Table 7: Received Within

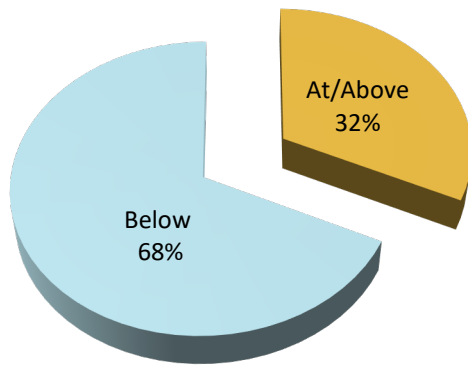
0-17 Days	3,036	81%
18-21 Days	186	5%
22-44 Days	321	9%
45+ Days	185	5%
? Days	1	0%
Total	3,728	100%

*The percentages may not always add to 100% due to rounding

Table 8: Above vs Below Benchmark

At/Above	25	32%
Below	52	68%
Total	77	100%

Chart 8: % of Insurers At/Above vs. Below 85% Benchmark



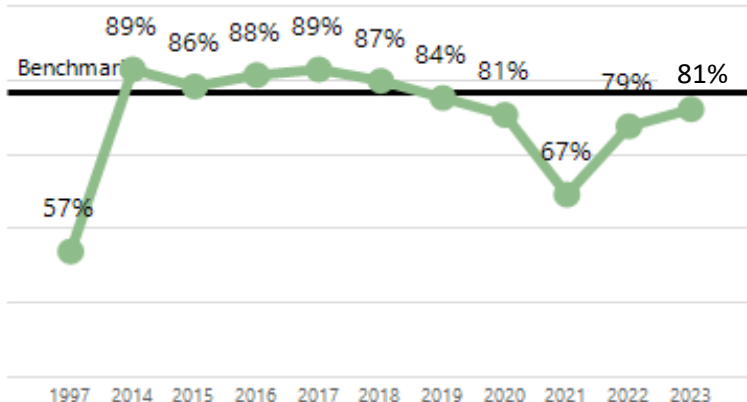
Summary

After compliance fell significantly below the benchmark in 2021, the Board initiated a process to assess penalties if a Memorandum of Payment is filed late. Compliance with this benchmark increased significantly in 2022 and 2023, ending with eighty-one percent for the year. Although compliance is still below the benchmark of 85 percent in 2023, the results are encouraging.

Even though overall compliance has increased, sixty-eight percent of insurers are still below benchmark.

The timely filing of a Memorandum of Payment is important because it allows the Board to ensure that payments to injured workers are timely and accurate.

Chart 9: Compliance Trend



INITIAL INDEMNITY NOTICE OF CONTROVERSY FILINGS

Chart 10: Timeliness Distribution

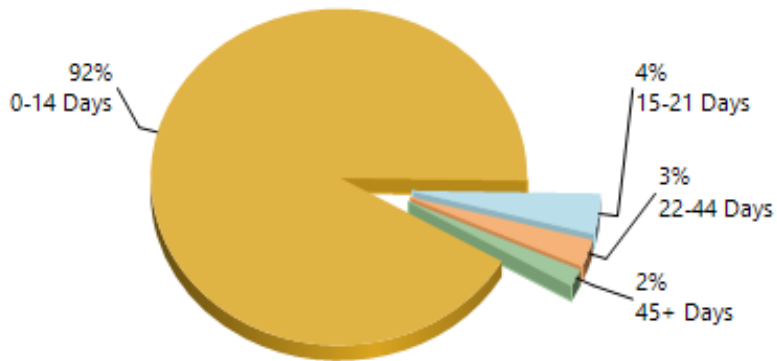


Table 9: Received Within

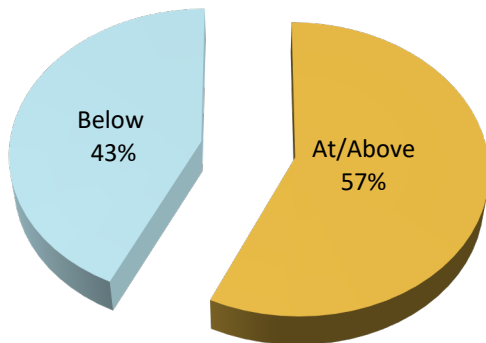
0-14 Days	2,234	92%
15-21 Days	93	4%
22-44 Days	63	3%
45+ Days	40	2%
? Days	1	0%
Total	2,431	100%

*The percentages may not always add to 100% due to rounding

Table 10: Above vs Below Benchmark

At/Above	36	57%
Below	27	43%
Total	63	100%

Chart 11: % of Insurers At/Above vs. Below 90% Benchmark

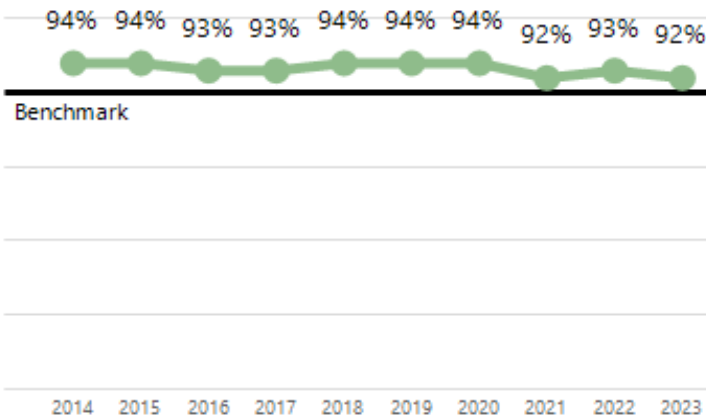


Summary

Notice of Controversy filings typically hover slightly above benchmark, with 2023 being no exception.

As can be see in Chart 11, although the benchmark is being exceeded forty-three percent of insurers are still below compliance.

Chart 12: Compliance Trend



WAGE INFORMATION

Chart 13: Wage Statements Due Distribution

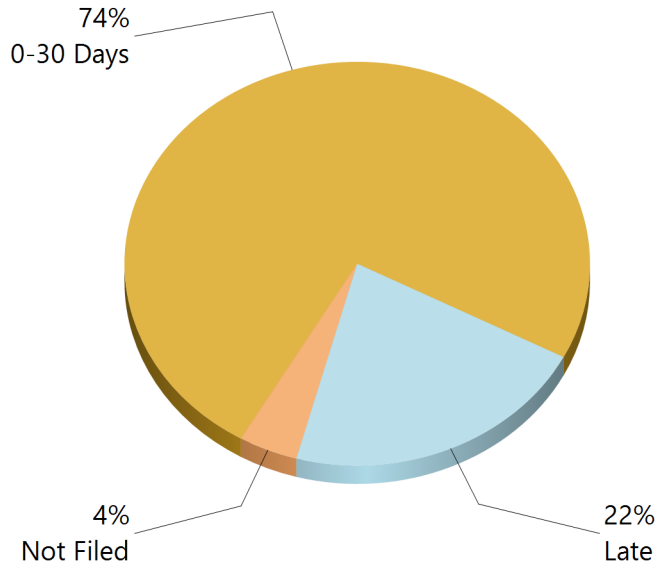


Table 11: Wage Statements Due

0-30 Days	5,753	74%
Late	1,669	22%
Not Filed	319	4%
Total	7,741	100%

*The percentages may not always add to 100% due to rounding

Chart 14: Fringe Benefit Worksheets Due Distribution

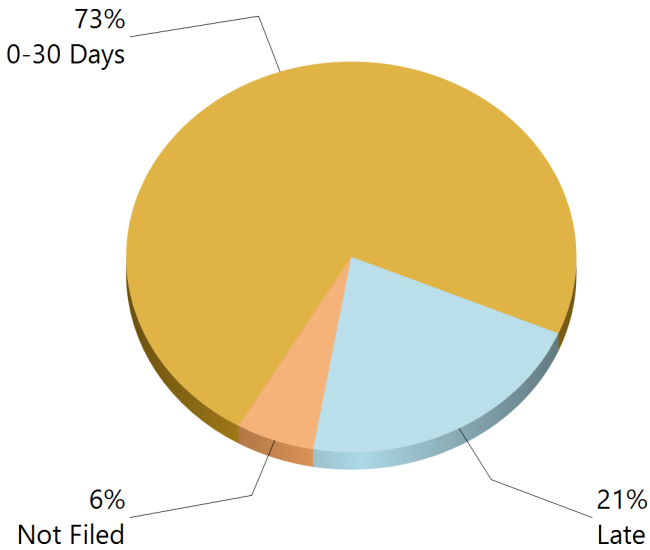


Table 12: Fringe Worksheets Due

0-30 Days	5,657	73%
Late	1,649	21%
Not Filed	435	6%
Total	7,741	100%

*The percentages may not always add to 100% due to rounding

UTILIZATION ANALYSIS

Summary

Of the 13,308 lost time First Report filings in 2023, 55% resulted in the employee returning to work within the waiting period. Also, 18% of all lost time First Reports and 39% of all claims for compensation were “denied” in 2023.

The number of initial indemnity NOCs filed by an insurer, contrasted with the number of Initial MOPs filed by the insurer, may be used as one of many claims administration indicators that result in an insurer being referred for audit for possible violations of the Act.

Chart 15 Distribution of Lost Time First Reports

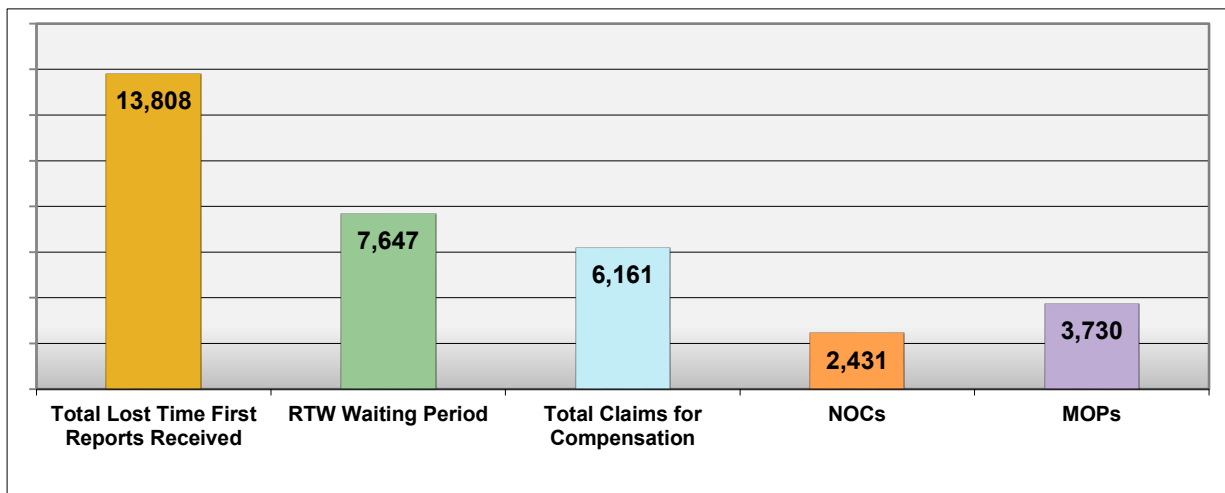


Table 13 % of Lost Time First Reports Denied

(Initial Indemnity NOCs / Lost Time First Reports)

2023	18%
2022	21%
2021	23%

Table 14 % of Claims for Compensation Denied

(Initial Indemnity NOCs / Claims for Compensation)

2023	39%
2022	42%
2021	45%

Chart 16 Lost Time First Reports Analysis

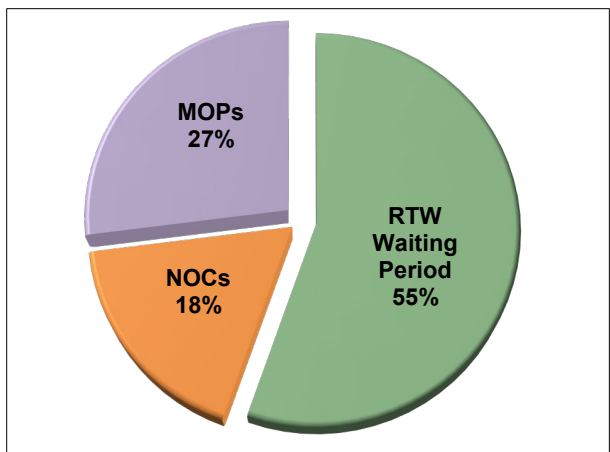
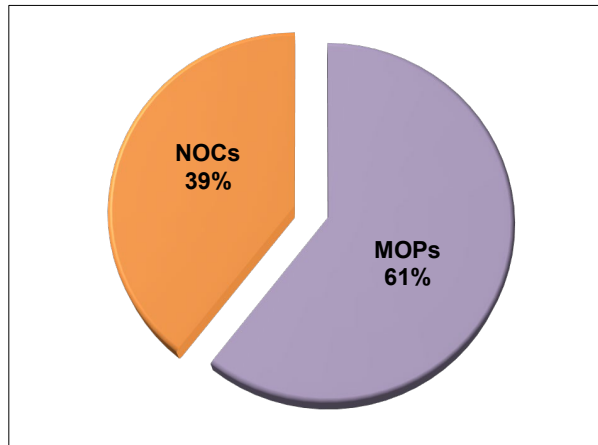


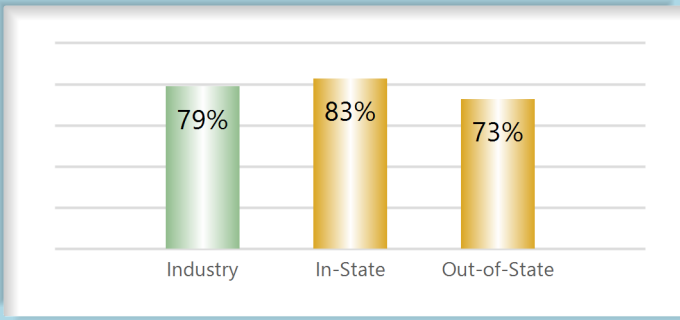
Chart 17 Claims for Compensation Analysis



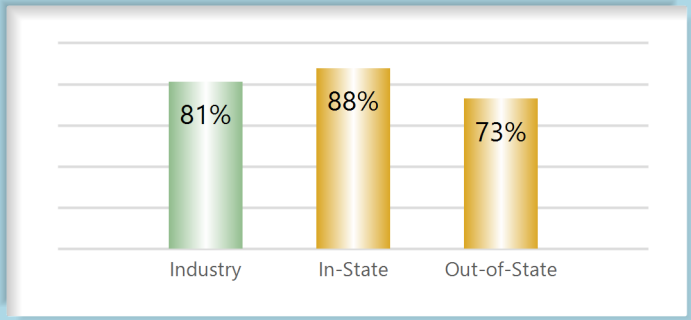
In-State vs. Out-of-State Comparisons

As can be seen in the charts below, In-State insurers out-perform their Out-of-State counterparts in all four benchmarks. In-State insurers also make up roughly two-thirds of all filings.

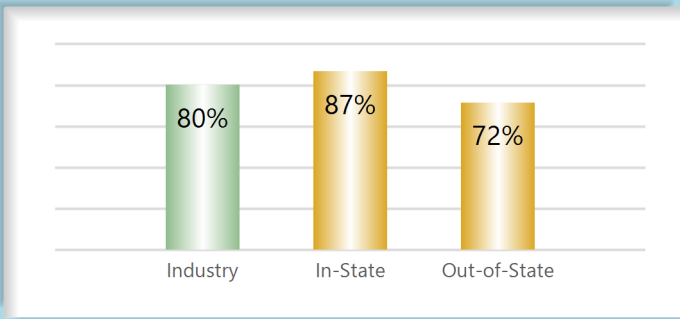
Lost Time First Report Filings Compliance



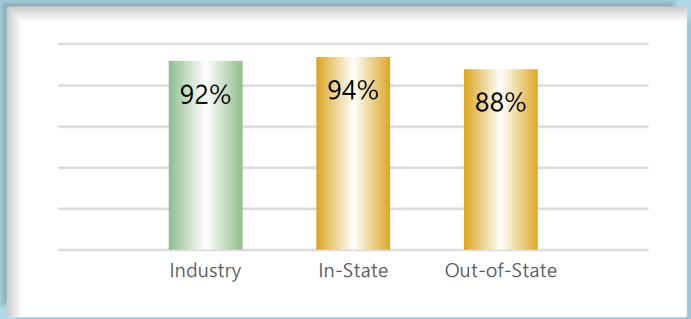
Initial Indemnity Payments Compliance



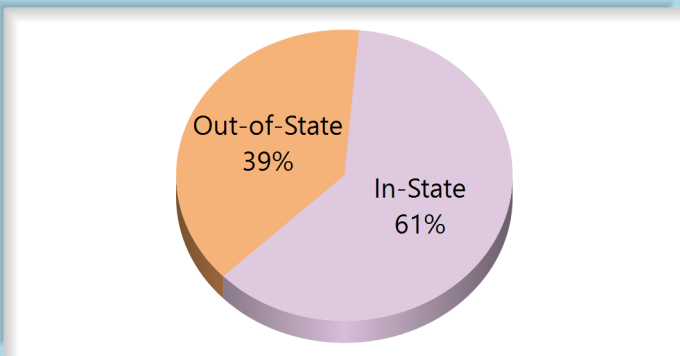
Initial MOP Filings Compliance



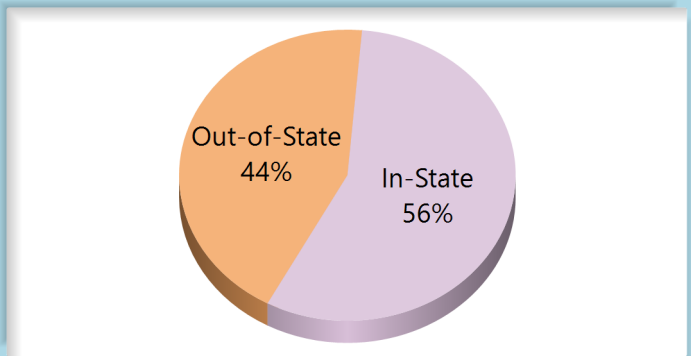
Initial Indemnity NOC Filings Compliance



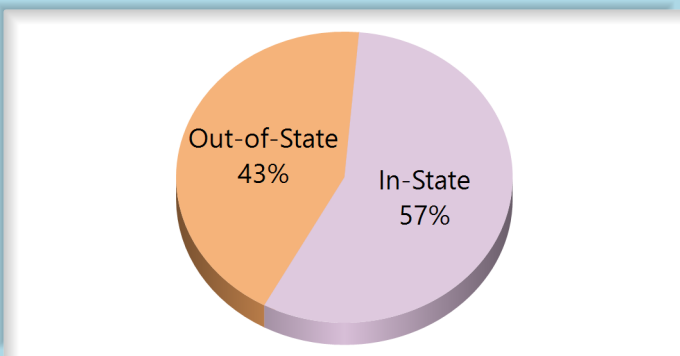
% of Lost Time First Report Filings



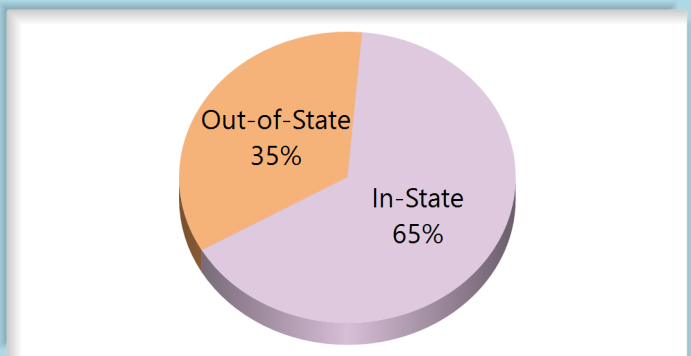
% of Initial Indemnity Payments



% of Initial MOP Filings

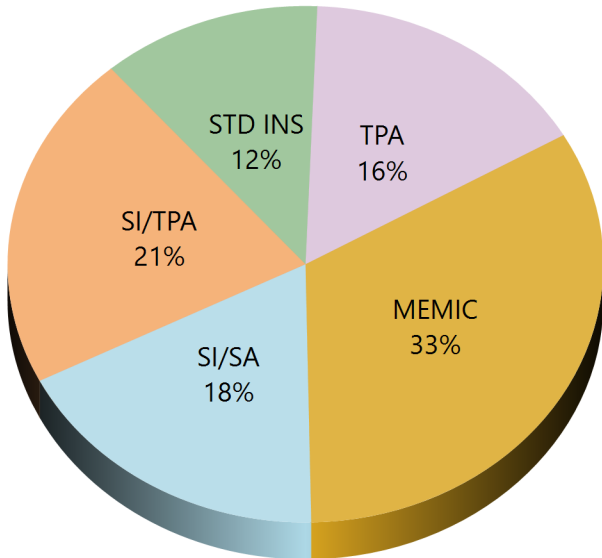


% of Initial Indemnity NOC Filings

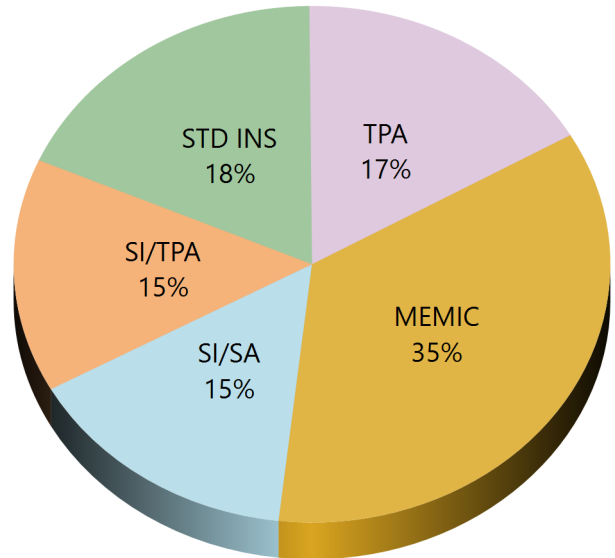


Volume by Type of Insurer

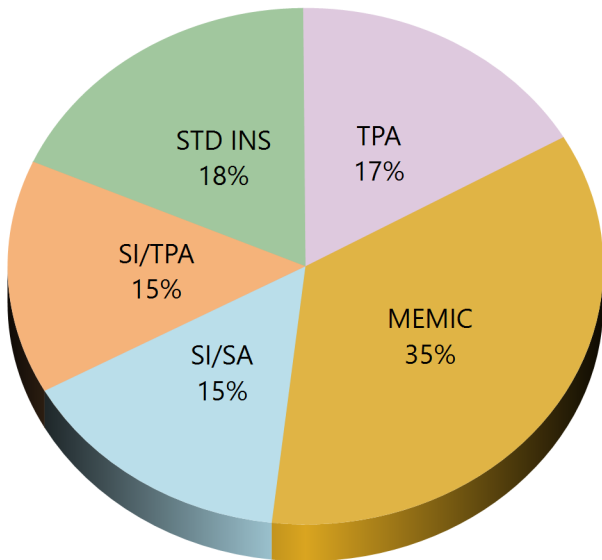
Lost Time First Report Filings



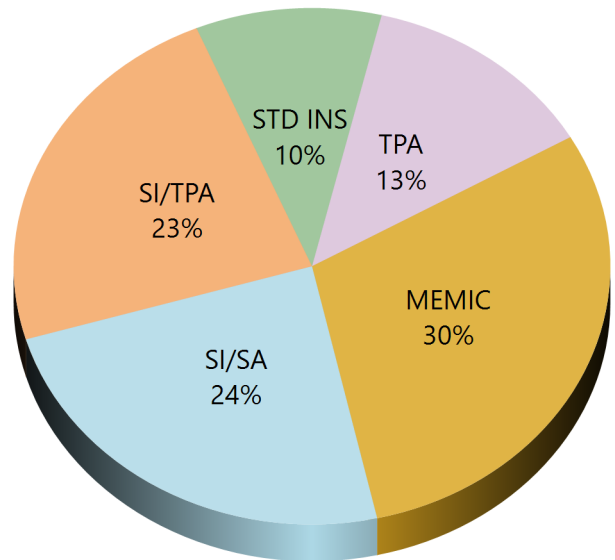
Initial Indemnity Payments



Initial Memorandum of Payment Filings



Initial Indemnity Notice of Controversy Filings

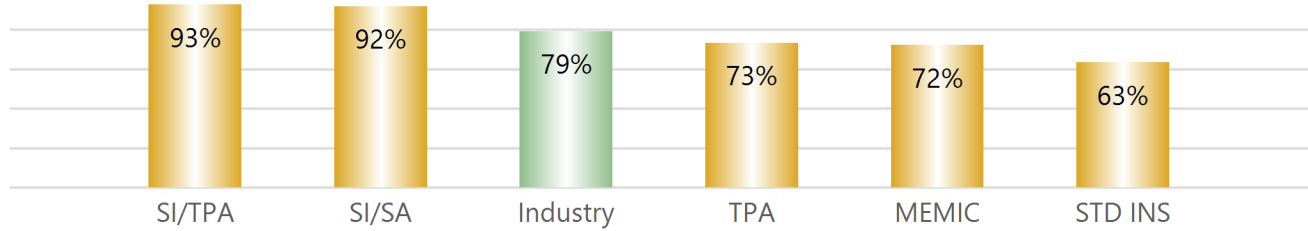


KEY:

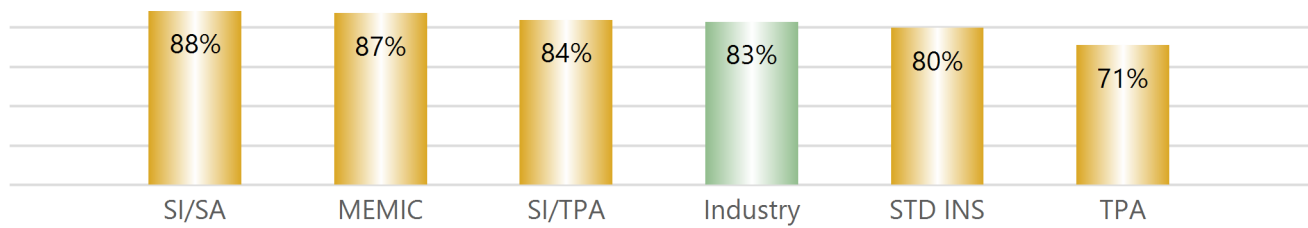
- SI/SA** Self-Insured, Self-Administered Employer
- SI/TPA** Self-Insured, TPA-Administered Employer
- STD INS** Standard Insurer (excluding MEMIC), Self-Administered
- TPA** Standard Insurer (excluding MEMIC), TPA-Administered

Compliance by Type of Insurer

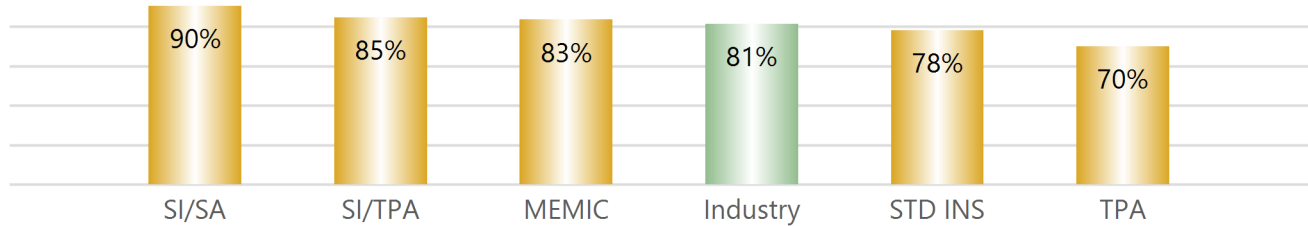
Lost Time First Report Filings: Benchmark = 85%



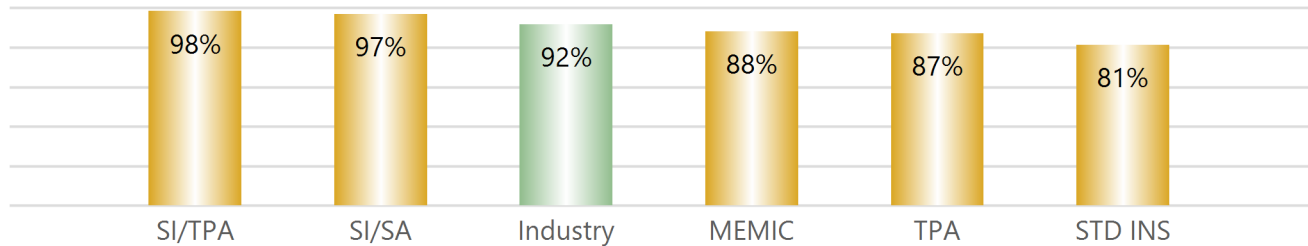
Initial Indemnity Payments: Benchmark = 87%



Initial Memorandum of Payment Filings: Benchmark = 85%



Initial Indemnity Notice of Controversy Filings: Benchmark = 90%



KEY:

- SI/SA** Self-Insured, Self-Administered Employer
- SI/TPA** Self-Insured, TPA-Administered Employer
- STD INS** Standard Insurer (excluding MEMIC), Self-Administered
- TPA** Standard Insurer (excluding MEMIC), TPA-Administered

ENTITY OVERVIEW

Insurance Group	FROI Compliance Benchmark: 85%	PAY Compliance Benchmark: 87%	MOP Compliance Benchmark: 85%	NOC Compliance Benchmark: 90%
ACADIA INSURANCE	83%	92%	97%	82%
ACCIDENT FUND INSURANCE*	50%	75%	50%	No filings
ACUITY MUTUAL INSURANCE*	100%	100%	100%	100%
AIG INSURANCE	72%	70%	67%	94%
AIM MUTUAL GROUP	91%	90%	82%	100%
AMERICAN FINANCIAL GROUP	47%	100%	100%	No filings
AMERISURE INSURANCE*	83%	No filings	No filings	No filings
AMTRUST INSURANCE	30%	49%	62%	73%
ARCH INSURANCE	73%	69%	69%	75%
ARROW MUTUAL INSURANCE*	100%	100%	100%	No filings
AUTO OWNERS GROUP*	50%	100%	100%	No filings
AXA INSURANCE GROUP	60%	70%	78%	100%
BATH IRON WORKS	96%	89%	91%	100%
BENCHMARK ADMINISTRATORS, LLC*	0%	0%	0%	100%
BERKLEY CASUALTY INSURANCE*	No filings	0%	0%	No filings
BERKSHIRE HATHAWAY GROUP	25%	20%	No filings	No filings
BROADSPIRE SERVICES	70%	86%	78%	84%
CANNON COCHRAN MANAGEMENT SERVICES	76%	81%	71%	88%
CAROLINA CASUALTY INSURANCE CO	83%	60%	60%	67%
CHEROKEE INSURANCE*	100%	100%	100%	No filings
CHESTERFIELD SERVICES*	100%	100%	100%	No filings
CHUBB INSURANCE	78%	75%	75%	93%
CHURCH MUTUAL INSURANCE*	63%	50%	75%	100%
CINCINNATI FINANCIAL GROUP*	73%	100%	100%	100%
CNA INSURANCE	64%	86%	86%	75%
CONSTITUTION STATE SERVICES	36%	88%	69%	100%
CONTINENTAL INDEMNITY*	0%	100%	0%	No filings
CORVEL ENTERPRISE COMP	70%	68%	68%	84%
COTTINGHAM & BUTLER CLAIMS SERVICES	35%	78%	78%	33%
CROSS INSURANCE	93%	93%	95%	99%
DELHAIZE AMERICA LLC	79%	86%	86%	88%
EASTERN ALLIANCE INSURANCE	64%	87%	80%	81%
ELECTRIC INSURANCE*	100%	100%	100%	100%
EMPLOYERS HOLDINGS GROUP*	8%	0%	0%	0%
ESIS	58%	78%	75%	87%
EVEREST REINS HOLDINGS GROUP	66%	33%	67%	No filings
FAIRFAX FINANCIAL GROUP*	75%	No filings	No filings	100%
FEDERATED MUTUAL INSURANCE*	50%	40%	0%	No filings

ENTITY OVERVIEW

Insurance Group	FROI Compliance Benchmark: 85%	PAY Compliance Benchmark: 87%	MOP Compliance Benchmark: 85%	NOC Compliance Benchmark: 90%
FEDERATED RURAL ELECTRIC INSURANCE*	No filings	100%	0%	No filings
FRANKENMUTH INSURANCE*	0%	100%	100%	No filings
FUTURECOMP	99%	93%	79%	100%
GALLAGHER BASSETT SERVICES	83%	57%	58%	90%
GREAT DIVIDE INSURANCE*	0%	No filings	No filings	No filings
GROUP 1001 INS HOLDINGS GRP*	14%	50%	50%	100%
GUARD INSURANCE	68%	86%	57%	100%
GUIDEONE INS GROUP*	No filings	100%	0%	No filings
HANOVER INSURANCE	41%	77%	69%	50%
HARTFORD INSURANCE	70%	87%	87%	94%
HELMSMAN MANAGEMENT SERVICES	67%	87%	87%	89%
HOUSTON INT INS GROUP*	100%	No filings	No filings	No filings
LIBERTY MUTUAL INSURANCE	68%	88%	86%	83%
MAINE EMPLOYERS' MUTUAL INSURANCE	72%	87%	83%	88%
MAINE HEALTHCARE ASSOCIATION	88%	78%	85%	100%
MAINE MOTOR TRANSPORT ASSOCIATION	97%	95%	95%	100%
MAINE MUNICIPAL ASSOCIATION	96%	93%	94%	98%
MAINE SCHOOL MANAGEMENT ASSOCIATION	93%	97%	99%	100%
MARKEL CORP GROUP*	67%	100%	100%	67%
MEADOWBROOK INSURANCE*	100%	100%	100%	No filings
MITSUI SUMITOMO INS CO OF AMERICA*	75%	50%	50%	100%
NATIONWIDE INSURANCE*	50%	No filings	No filings	75%
NEXT LEVEL ADMINISTRATORS LLC	62%	50%	13%	43%
NGM INSURANCE*	50%	No filings	No filings	100%
NORTH AMERICAN RISK SERVICE*	No filings	100%	0%	No filings
OLD REPUBLIC INSURANCE	71%	74%	69%	67%
PENNSYLVANIA MFG ASSN	76%	50%	67%	91%
PROTECTIVE INSURANCE	33%	73%	55%	100%
QBE INSURANCE GROUP	42%	50%	75%	50%
RLI INSURANCE GROUP*	100%	No filings	No filings	No filings
RYDER SERVICES*	0%	0%	0%	we
SAFETY NATIONAL CASUALTY CORP	76%	70%	65%	100%
SAGAMORE INSURANCE*	56%	75%	75%	No filings
SEDGWICK CLAIMS MANAGEMENT SERVICES	72%	71%	76%	91%
SENTRY INSURANCE	52%	81%	81%	50%
SERVICE INSURANCE HOLDINGS*	50%	50%	50%	0%
SOMPO JAPAN INSURANCE*	86%	67%	67%	50%
STARR INDEMNITY INSURANCE	72%	60%	67%	100%
STARSTONE NATIONAL INSURANCE*	43%	50%	50%	100%
STATE OF MAINE WORKERS' COMPENSATION TRUST	89%	78%	89%	95%

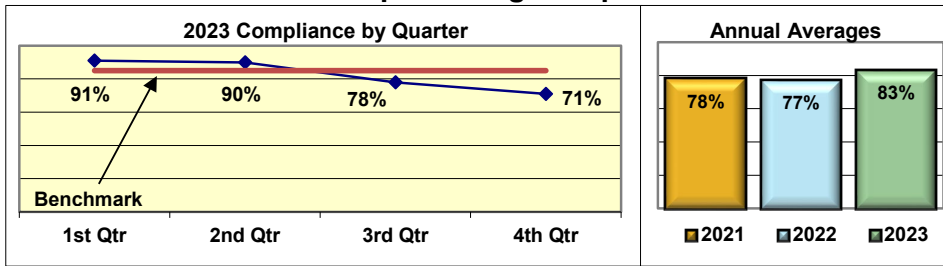
ENTITY OVERVIEW

Insurance Group	FROI Compliance Benchmark: 85%	PAY Compliance Benchmark: 87%	MOP Compliance Benchmark: 85%	NOC Compliance Benchmark: 90%
SYNERNET	97%	89%	90%	99%
THE AMERICAN EQUITY UNDERWRITERS*	60%	No filings	No filings	No filings
TOKIO MARINE INSURANCE*	No filings	100%	0%	No filings
TRAVELERS INSURANCE	51%	71%	72%	80%
TYSON FOODS INC*	100%	100%	No filings	100%
UTICA MUTUAL INSURANCE*	0%	No filings	No filings	No filings
VANLINER INSURANCE	96%	92%	67%	100%
WALMART CLAIMS SERVICES	93%	97%	80%	99%
WORK FIRST CASUALTY*	83%	No filings	No filings	75%
ZURICH INSURANCE	76%	74%	74%	91%

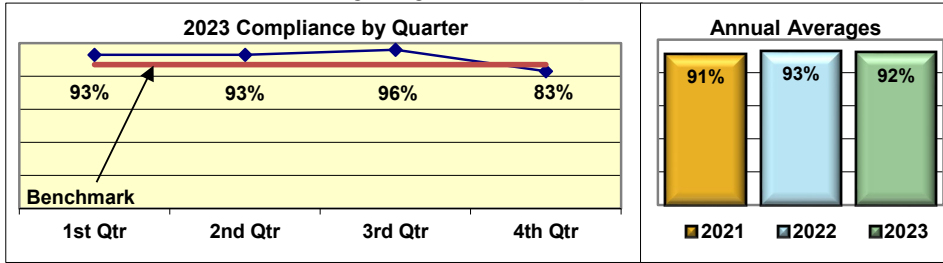
Annual Compliance Report 01/01/2023-12/31/2023

ACADIA INSURANCE

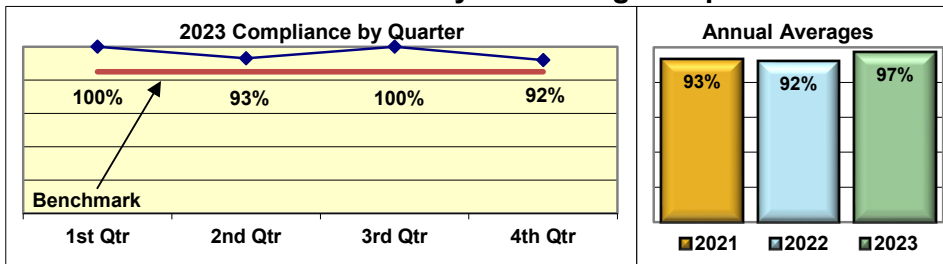
Lost Time First Report Filing Compliance



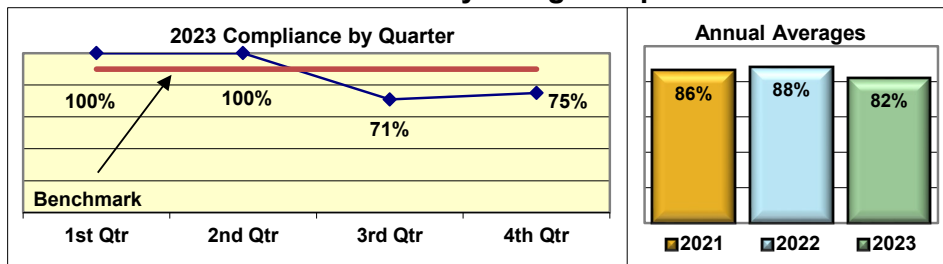
Initial Indemnity Payment Compliance



Initial Memorandum of Payment Filing Compliance



Initial Notice of Controversy Filing Compliance



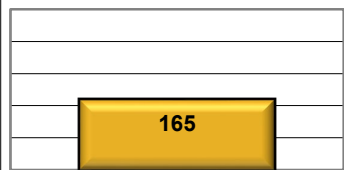
Summary

Acadia Insurance is an insurer that administered its own claims in 2023 under the following rating companies:

Acadia Insurance
Continental Western Insurance
Firemen's Ins. Co. of Wash. DC
Union Insurance

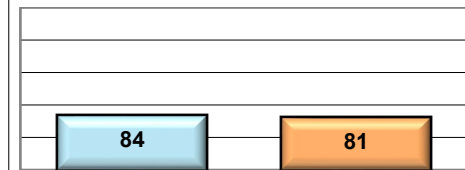
Utilization Analysis

Lost Time First Reports Received



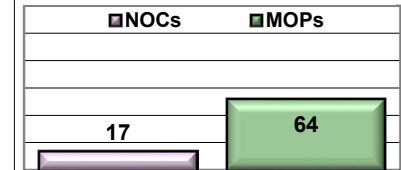
Activity on Lost Time First Reports

■ No Activity Required ■ Claims for Compensation



Activity on Claims for Compensation

■ NOCs ■ MOPs



Percent of Lost Time First Reports Denied
(Initial Indemnity NOCs / Lost Time First Reports)

10%

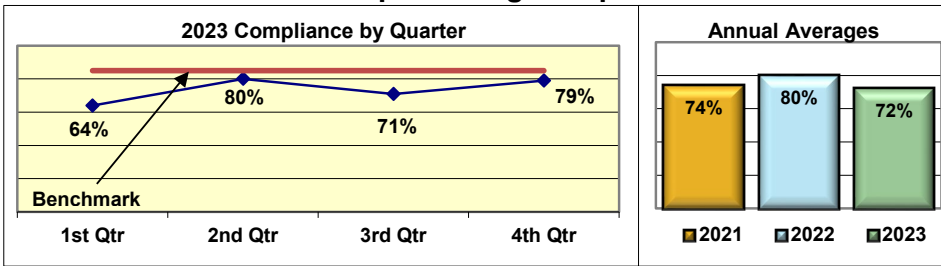
Percent of Claims for Compensation Denied
(Initial Indemnity NOCs / Claims for Compensation)

21%

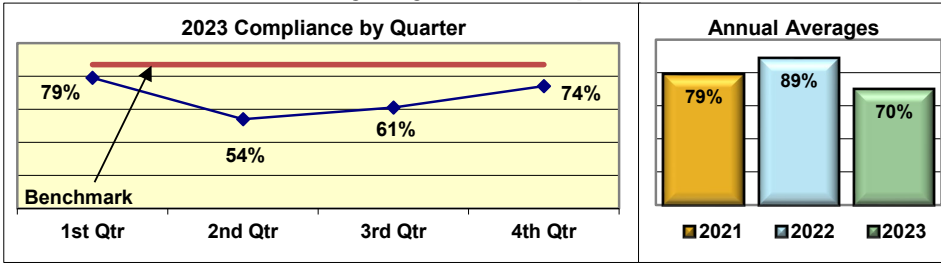
Annual Compliance Report 01/01/2023-12/31/2023

AIG INSURANCE

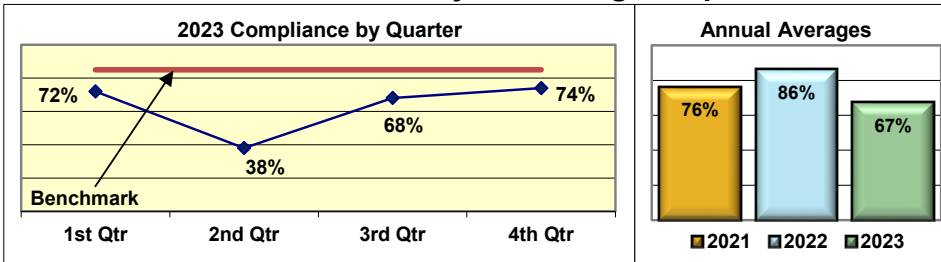
Lost Time First Report Filing Compliance



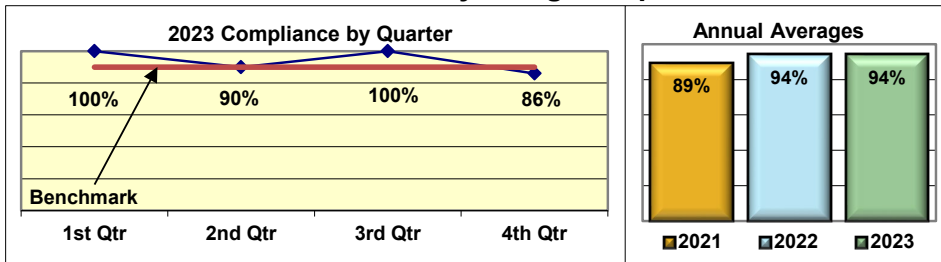
Initial Indemnity Payment Compliance



Initial Memorandum of Payment Filing Compliance



Initial Notice of Controversy Filing Compliance



Summary

AIG Insurance is an insurer that administered its own claims and used third parties to administer claims in 2023 under the following rating companies:

- AIU Insurance
- Commerce & Industry Insurance
- Granite State Insurance
- Ins. Co. of the State of Pennsylvania
- National Union Fire Ins. Co. of Pitts.
- New Hampshire Insurance

AIG Insurance used the following third parties in 2023:

- Broadsfire Services
- Cannon Cochran Management Svcs.
- CorVel Enterprise Comp.
- ESIS
- Gallagher Bassett Services
- Helmsman Management Services
- Sedgwick Claims Management Svcs.

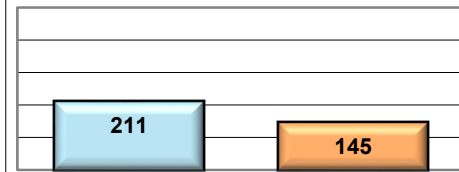
Utilization Analysis

Lost Time First Reports Received



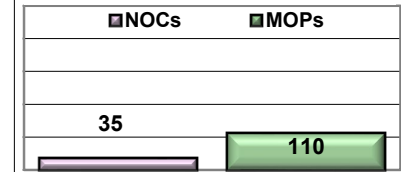
Activity on Lost Time First Reports

■ No Activity Required ■ Claims for Compensation



Activity on Claims for Compensation

■ NOCs ■ MOPs



Percent of Lost Time First Reports Denied
(Initial Indemnity NOCs / Lost Time First Reports)

10%

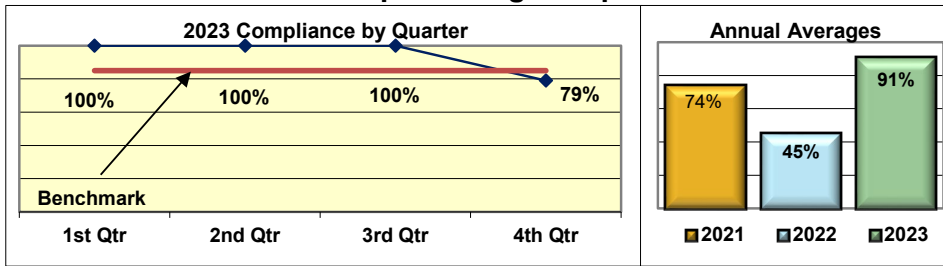
Percent of Claims for Compensation Denied
(Initial Indemnity NOCs / Claims for Compensation)

24%

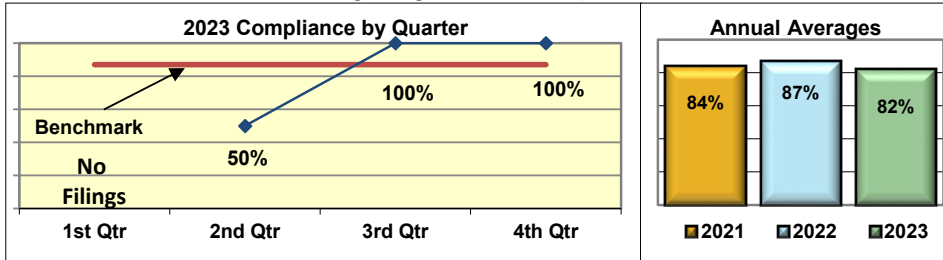
Annual Compliance Report 01/01/2023-12/31/2023

A.I.M. MUTUAL INSURANCE

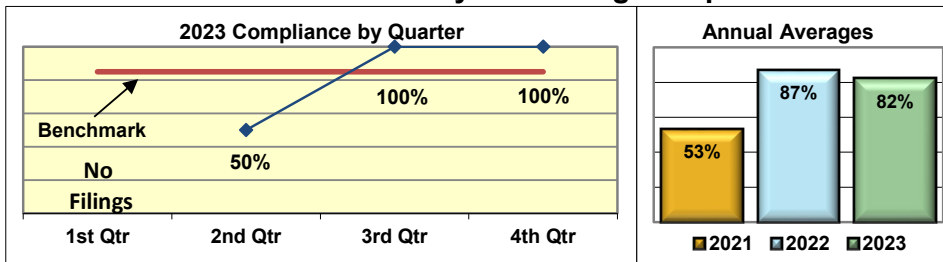
Lost Time First Report Filing Compliance



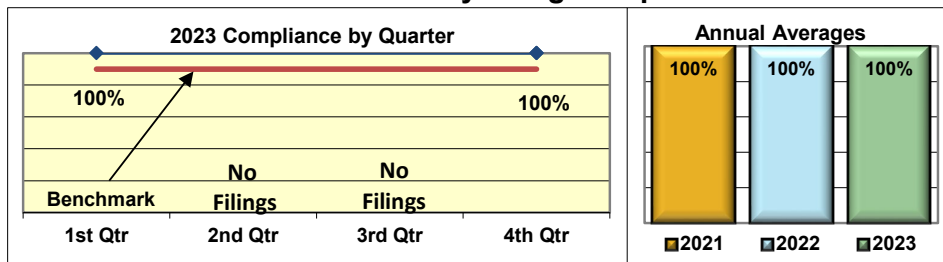
Initial Indemnity Payment Compliance



Initial Memorandum of Payment Filing Compliance



Initial Notice of Controversy Filing Compliance



Summary

AIM Mutual Insurance is an insurer that administered its own claims in 2023 under the following rating companies:

Associated Employers Insurance
Associated Industries of Mass Mutual


Utilization Analysis

Lost Time First Reports Received



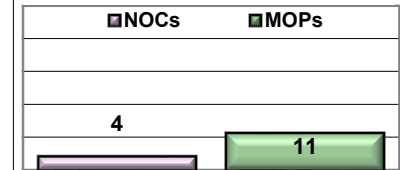
Activity on Lost Time First Reports

■ No Activity Required ■ Claims for Compensation



Activity on Claims for Compensation

■ NOCs ■ MOPs



Percent of Lost Time First Reports Denied
(Initial Indemnity NOCs / Lost Time First Reports)

12%

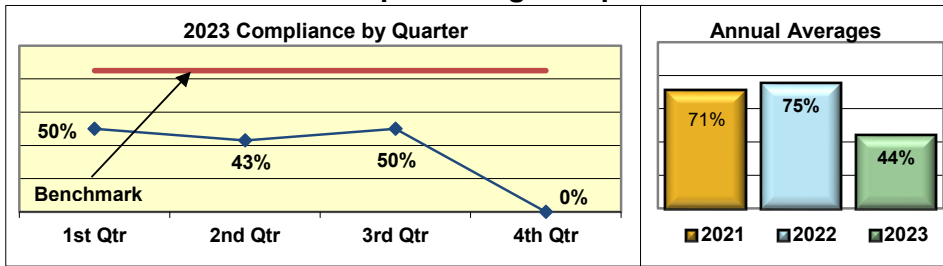
Percent of Claims for Compensation Denied
(Initial Indemnity NOCs / Claims for Compensation)

27%


Annual Compliance Report 01/01/2023-12/31/2023

AMERICAN FINANCIAL GROUP


Lost Time First Report Filing Compliance




Initial Indemnity Payment Compliance



Initial Memorandum of Payment Filing Compliance



Initial Notice of Controversy Filing Compliance



Summary

American Financial Group is an insurer that used third parties to administer claims in 2023 under the following rating companies:


Great American Alliance Insurance
National Interstate Insurance
Triumphe Casualty

American Financial Group used the following third party in 2023:

The American Equity Underwriters

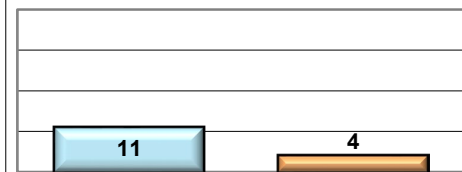
Utilization Analysis

Lost Time First Reports Received



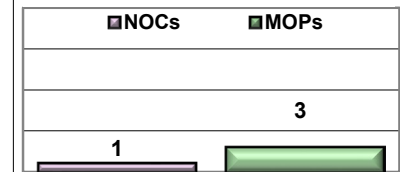
Activity on Lost Time First Reports

■ No Activity Required ■ Claims for Compensation



Activity on Claims for Compensation

■ NOCs ■ MOPs



Percent of Lost Time First Reports Denied
(Initial Indemnity NOCs / Lost Time First Reports)

7%

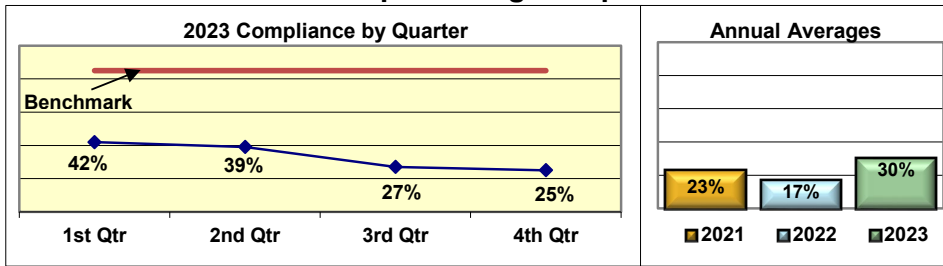
Percent of Claims for Compensation Denied
(Initial Indemnity NOCs / Claims for Compensation)

25%

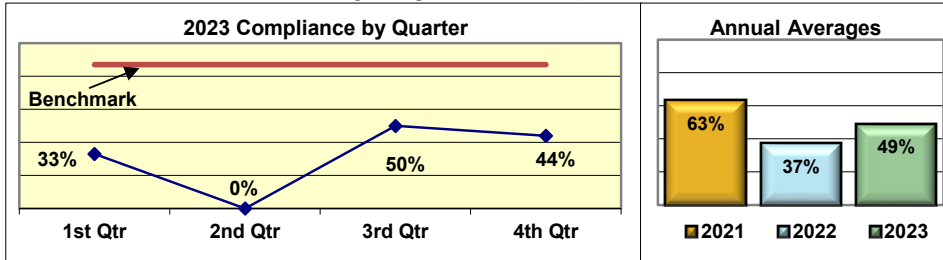
Annual Compliance Report 01/01/2023-12/31/2023

AMTRUST INSURANCE

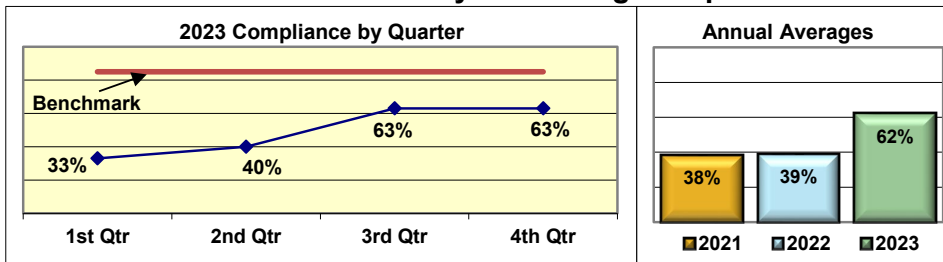
Lost Time First Report Filing Compliance



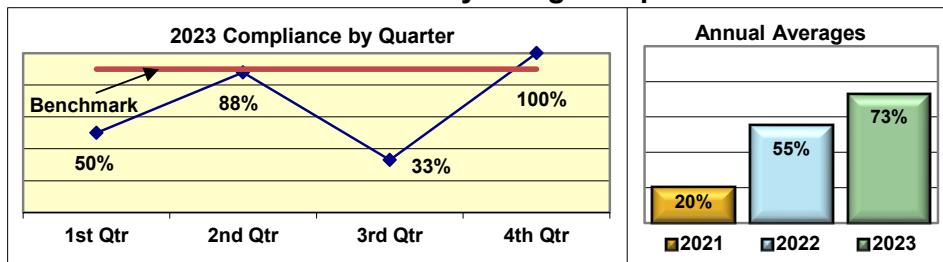
Initial Indemnity Payment Compliance



Initial Memorandum of Payment Filing Compliance



Initial Notice of Controversy Filing Compliance



Summary

Amtrust Insurance is an insurer that administered its own claims in 2023 under the following rating companies:

- Corepoint Insurance
- Security National Insurance
- Sequoia Insurance
- Technology Insurance
- Wesco Insurance

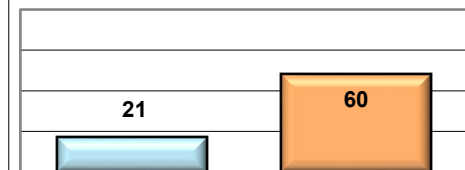
Utilization Analysis

Lost Time First Reports Received



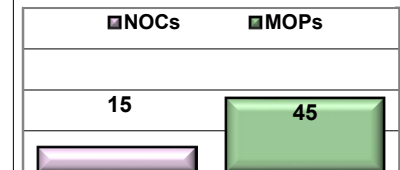
Activity on Lost Time First Reports

■ No Activity Required ■ Claims for Compensation



Activity on Claims for Compensation

■ NOCs ■ MOPs



Percent of Lost Time First Reports Denied
(Initial Indemnity NOCs / Lost Time First Reports)

19%

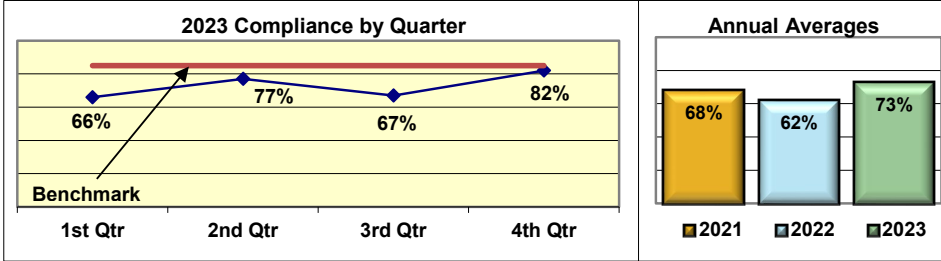
Percent of Claims for Compensation Denied
(Initial Indemnity NOCs / Claims for Compensation)

25%

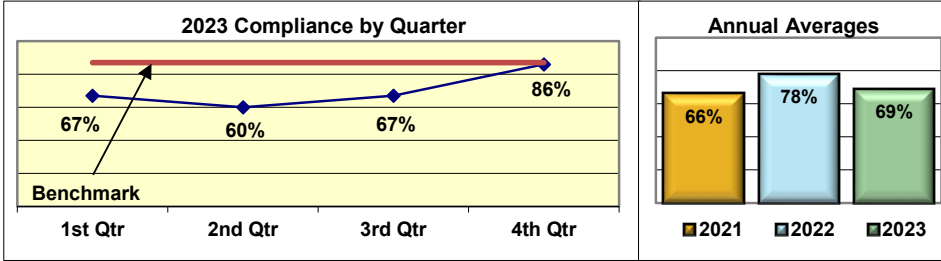
Annual Compliance Report 01/01/2023-12/31/2023

ARCH INSURANCE

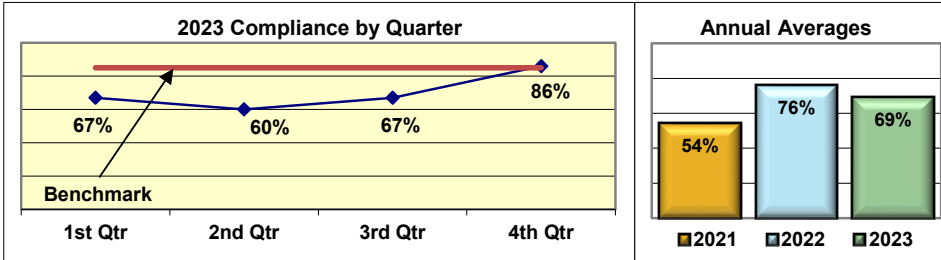
Lost Time First Report Filing Compliance



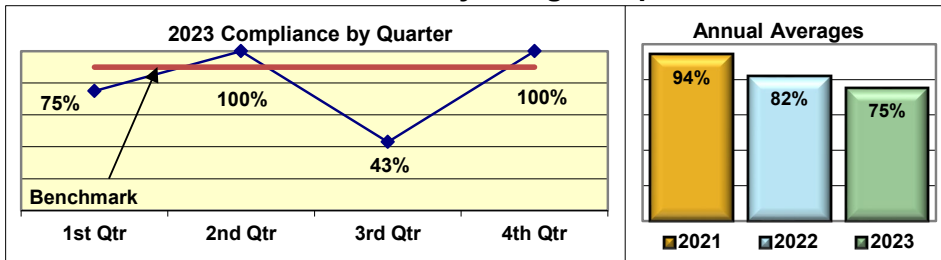
Initial Indemnity Payment Compliance



Initial Memorandum of Payment Filing Compliance



Initial Notice of Controversy Filing Compliance



Summary

Arch Insurance is an insurer that used third parties to administer claims in 2022 under the following rating companies:

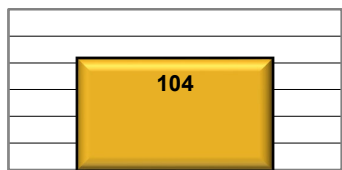
Arch Indemnity Insurance
Arch Insurance

Arch Insurance used the following third parties in 2023:

Broadspire Services
Cannon Cochran Management Svcs.
CorVel Enterprise Comp.
Gallagher Bassett Services
Helmsman Management Services
Sedgwick Claims Management Svcs.


Utilization Analysis

Lost Time First Reports Received



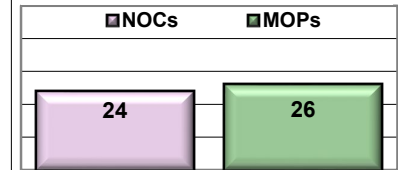
Activity on Lost Time First Reports

■ No Activity Required ■ Claims for Compensation



Activity on Claims for Compensation

■ NOCs ■ MOPs



Percent of Lost Time First Reports Denied
(Initial Indemnity NOCs / Lost Time First Reports)

23%

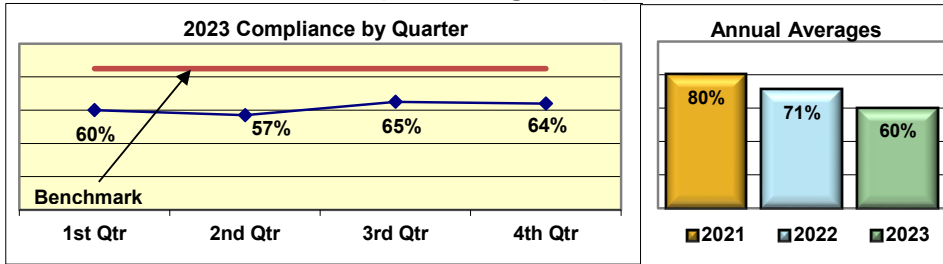
Percent of Claims for Compensation Denied
(Initial Indemnity NOCs / Claims for Compensation)

48%

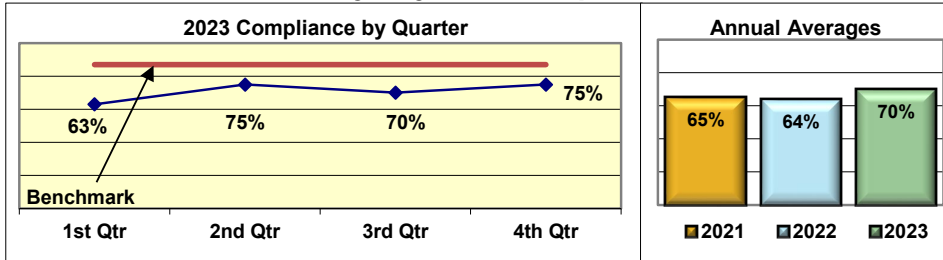
Annual Compliance Report 01/01/2023-12/31/2023

AXA INSURANCE

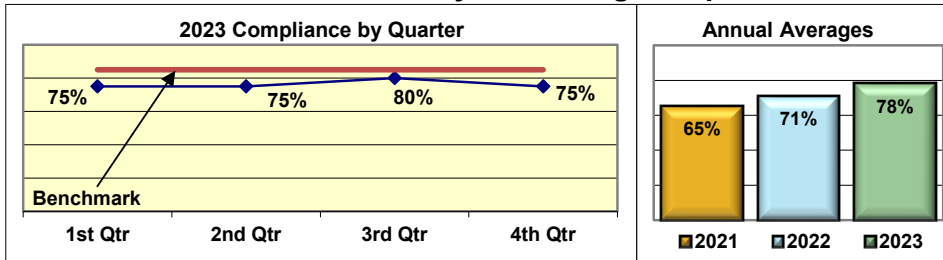
Lost Time First Report Filing Compliance




Initial Indemnity Payment Compliance



Initial Memorandum of Payment Filing Compliance



Initial Notice of Controversy Filing Compliance



Summary

AXA Insurance is an insurer that used third parties to administer claims in 2023 under the following rating companies:


XL Insurance America
XL Specialty Insurance

AXA Insurance used the following third parties in 2023:

Broadspire Services
Constitution State Services
CorVel Enterprise Comp.
Cottingham & Butler Claims Svcs.
Gallagher Bassett Services
Sedgwick Claims Management Svcs.

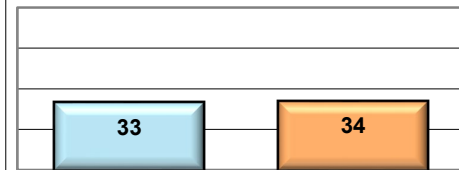
Utilization Analysis

Lost Time First Reports Received



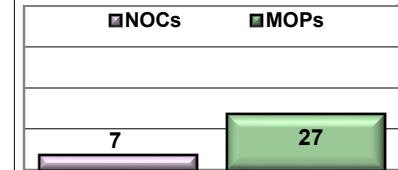
Activity on Lost Time First Reports

■ No Activity Required ■ Claims for Compensation



Activity on Claims for Compensation

■ NOCs ■ MOPs



Percent of Lost Time First Reports Denied
(Initial Indemnity NOCs / Lost Time First Reports)

10%


Percent of Claims for Compensation Denied
(Initial Indemnity NOCs / Claims for Compensation)

21%

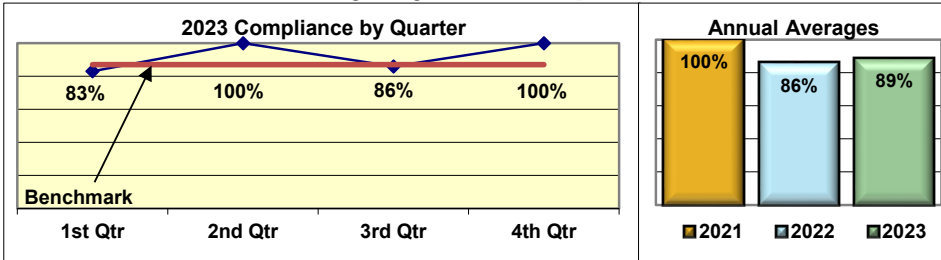
Annual Compliance Report 01/01/2023-12/31/2023

BATH IRON WORKS

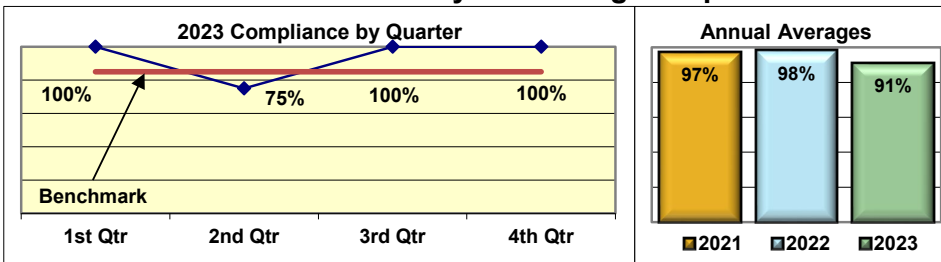
Lost Time First Report Filing Compliance




Initial Indemnity Payment Compliance



Initial Memorandum of Payment Filing Compliance



Initial Notice of Controversy Filing Compliance




Summary

Bath Iron Works is a self-insured employer that administered its own claims in 2023 under the following name:

Bath Iron Works

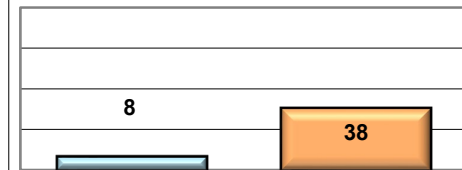
Utilization Analysis

Lost Time First Reports Received



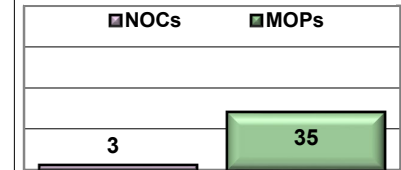
Activity on Lost Time First Reports

■ No Activity Required ■ Claims for Compensation



Activity on Claims for Compensation

■ NOCs ■ MOPs



Percent of Lost Time First Reports Denied
(Initial Indemnity NOCs / Lost Time First Reports)

7%

Percent of Claims for Compensation Denied
(Initial Indemnity NOCs / Claims for Compensation)

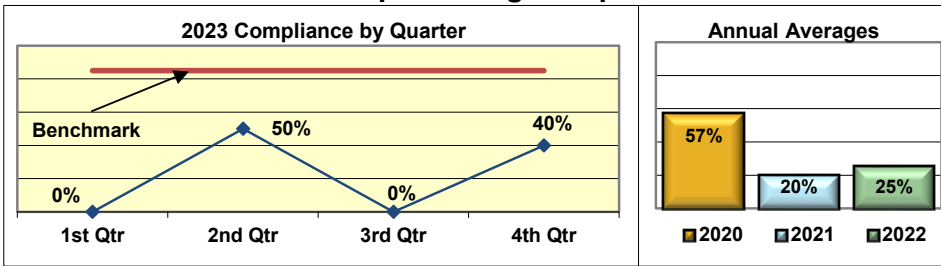
8%

Annual Compliance Report

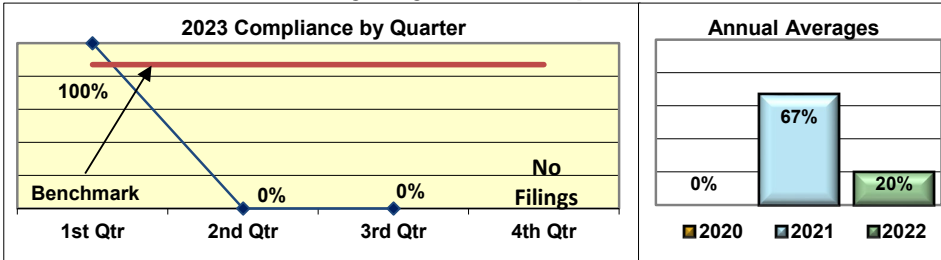
01/01/2023-12/31/2023

BERKSHIRE HATHAWAY INSURANCE

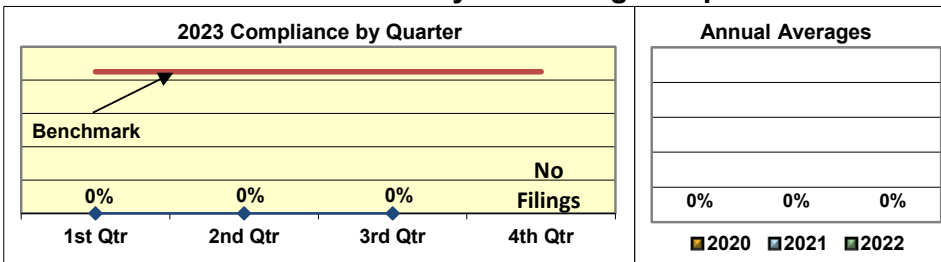
Lost Time First Report Filing Compliance




Initial Indemnity Payment Compliance



Initial Memorandum of Payment Filing Compliance



Initial Notice of Controversy Filing Compliance




Summary

Berkshire Hathaway Insurance is an insurer that administered its own claims in 2023 under the following rating companies:

Berkshire Hathaway Direct Insurance
Berkshire Hathaway Homestate Ins.

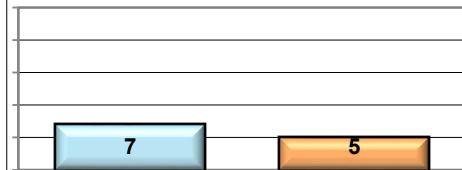
Utilization Analysis

Lost Time First Reports Received




Activity on Lost Time First Reports

■ No Activity Required ■ Claims for Compensation



Activity on Claims for Compensation

■ NOCs ■ MOPs



Percent of Lost Time First Reports Denied
(Initial Indemnity NOCs / Lost Time First Reports)

0%

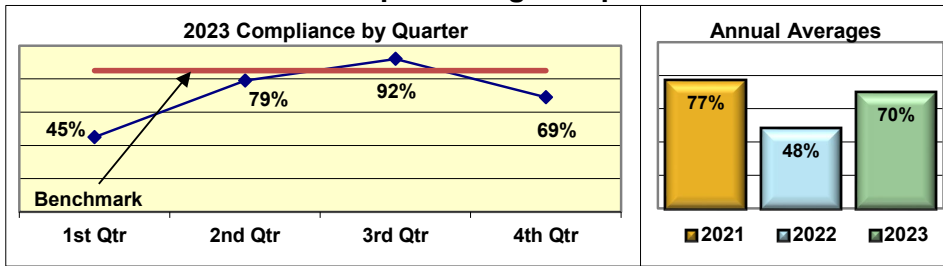
Percent of Claims for Compensation Denied
(Initial Indemnity NOCs / Claims for Compensation)

0%

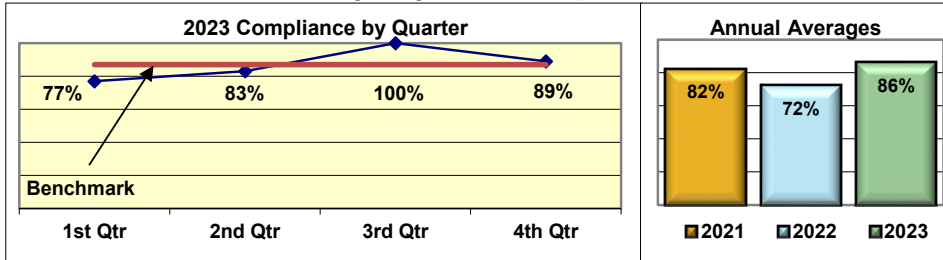
Annual Compliance Report 01/01/2023-12/31/2023

BROADSPIRE SERVICES

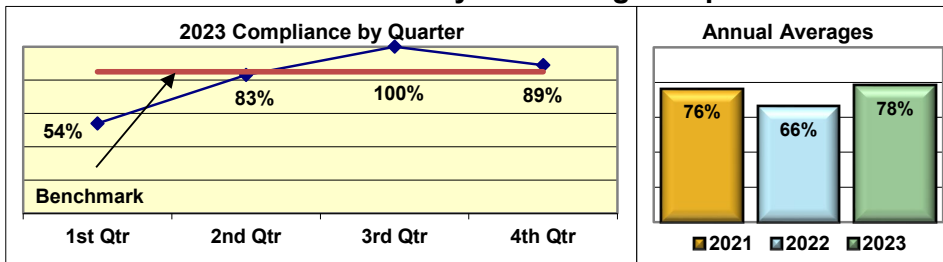
Lost Time First Report Filing Compliance



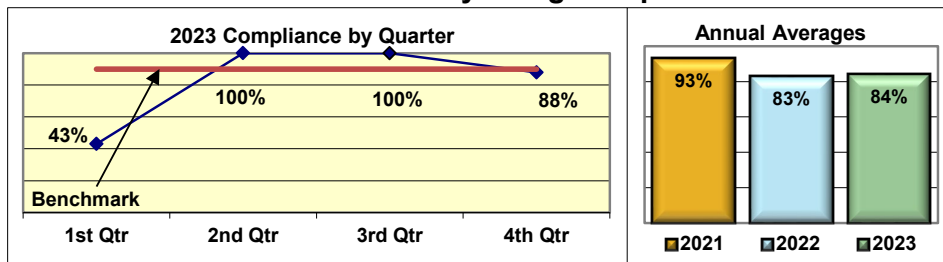
Initial Indemnity Payment Compliance



Initial Memorandum of Payment Filing Compliance



Initial Notice of Controversy Filing Compliance



Summary

Broadspire Services is a third party administrator that administered claims in 2023 for the following rating companies:

- ACE American Insurance
- AIU Insurance
- American Zurich Insurance
- Arch Insurance
- Continental Insurance
- Employers Assurance
- Employers Compensation Insurance
- Employers Preferred Insurance
- Indemnity Ins. Co. of No. America
- Liberty Insurance Corp.
- LM Insurance Corp.
- North River Insurance
- Old Republic Insurance
- Protective Insurance
- Safety National Casualty Corp.
- Sagamore Insurance
- Service American Indemnity
- Service Lloyds Insurance
- Starr Specialty Insurance
- Transportation Insurance
- Valley Forge Insurance
- Work First Casualty
- XL Insurance America
- Zenith Insurance


Utilization Analysis

Lost Time First Reports Received



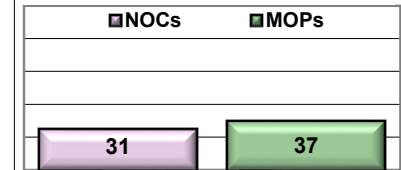
Activity on Lost Time First Reports

■ No Activity Required ■ Claims for Compensation



Activity on Claims for Compensation

■ NOCs ■ MOPs



Percent of Lost Time First Reports Denied
(Initial Indemnity NOCs / Lost Time First Reports)

23%

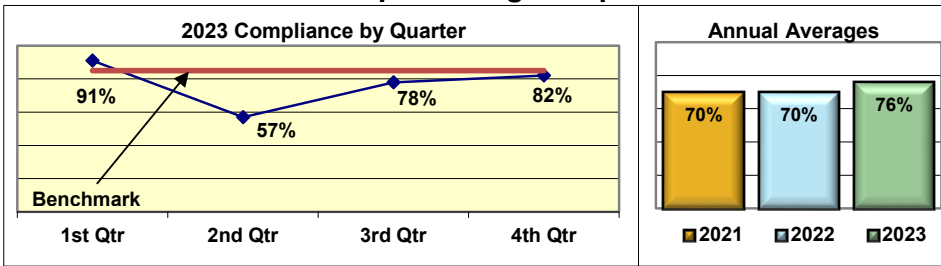
Percent of Claims for Compensation Denied
(Initial Indemnity NOCs / Claims for Compensation)

46%

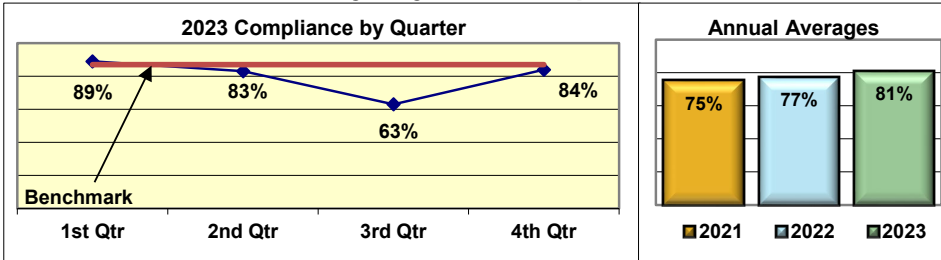
Annual Compliance Report 01/01/2023-12/31/2023

CANNON COCHRAN MANAGEMENT SERVICES

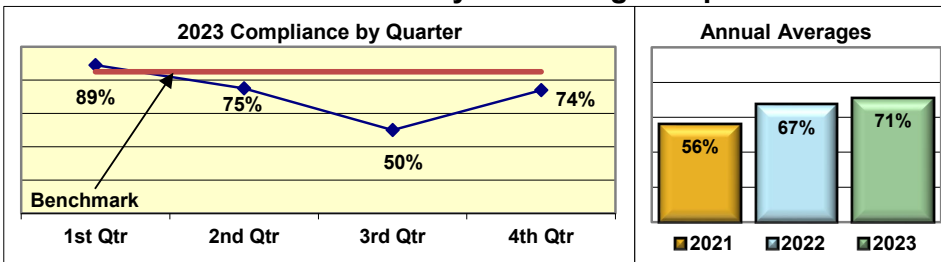
Lost Time First Report Filing Compliance



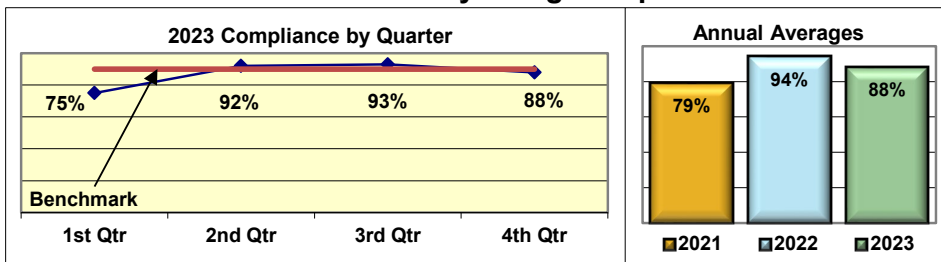
Initial Indemnity Payment Compliance



Initial Memorandum of Payment Filing Compliance



Initial Notice of Controversy Filing Compliance



Summary

Cannon Cochran Management Services is a third party administrator that administered claims in 2023 for the following rating companies:

- ACE American Insurance
- Arch Insurance
- Indemnity Ins. Co. of North America
- Mitsui Sumitomo Ins. Co. of America
- New Hampshire Insurance
- New York Marine & General Insurance
- Old Republic Insurance
- Property & Cas. Ins. Co. of Hartford
- Starstone National Insurance
- State National Insurance

and self-insured employers:

- City of Lewiston
- Greater Portland V Group Trust
- Maine Turnpike Authority
- Sappi North America


Utilization Analysis

Lost Time First Reports Received



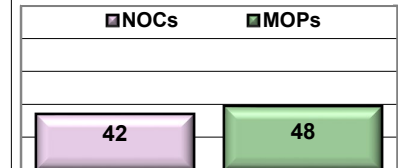
Activity on Lost Time First Reports

■ No Activity Required ■ Claims for Compensation



Activity on Claims for Compensation

■ NOCs ■ MOPs



Percent of Lost Time First Reports Denied
(Initial Indemnity NOCs / Lost Time First Reports)

23%

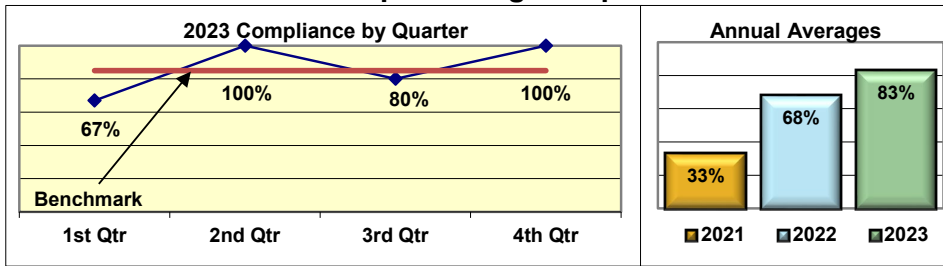
Percent of Claims for Compensation Denied
(Initial Indemnity NOCs / Claims for Compensation)

47%

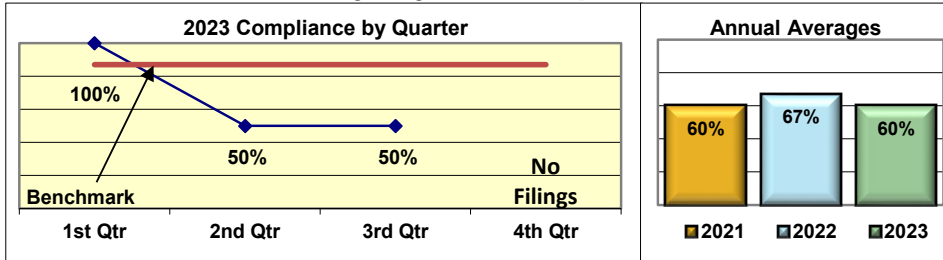
Annual Compliance Report
01/01/2023-12/31/2023

CAROLINA CASUALTY INSURANCE

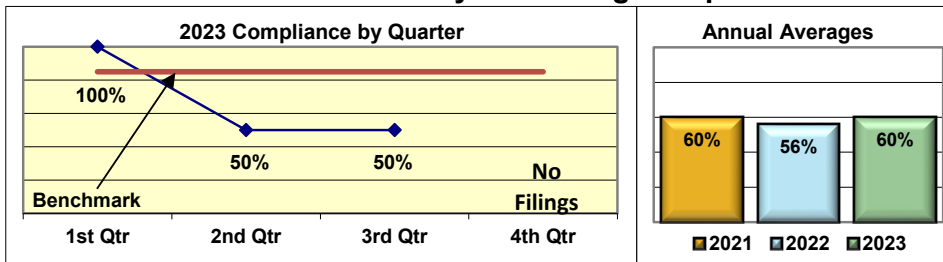
Lost Time First Report Filing Compliance




Initial Indemnity Payment Compliance



Initial Memorandum of Payment Filing Compliance



Initial Notice of Controversy Filing Compliance



Summary

Carolina Casualty Insurance is an insurer that used a third party to administer claims in 2023 under the following rating company:


Carolina Casualty Insurance

Carolina Casualty Insurance used the following third party in 2023:

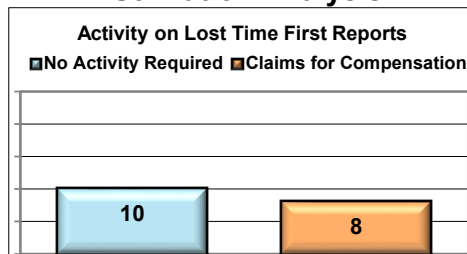
Berkley Casualty
Gallagher Bassett Services

Utilization Analysis


Lost Time First Reports Received



Activity on Lost Time First Reports



Activity on Claims for Compensation



Percent of Lost Time First Reports Denied
(Initial Indemnity NOCs / Lost Time First Reports)

17%

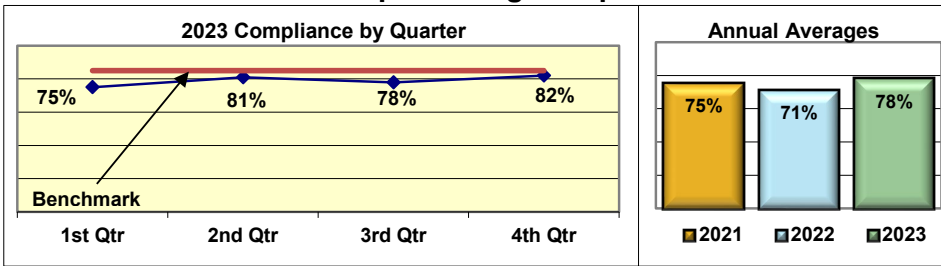
Percent of Claims for Compensation Denied
(Initial Indemnity NOCs / Claims for Compensation)

38%

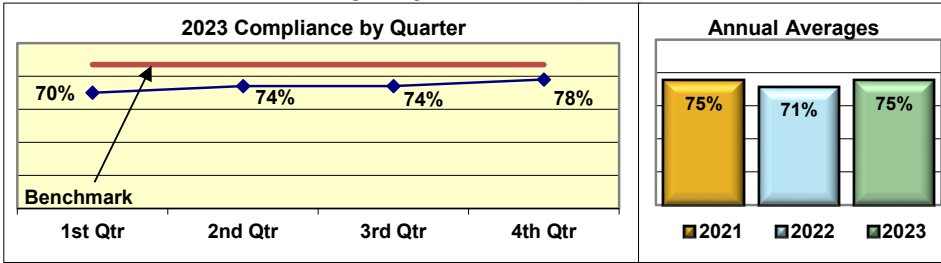
Annual Compliance Report 01/01/2023-12/31/2023

CHUBB INSURANCE

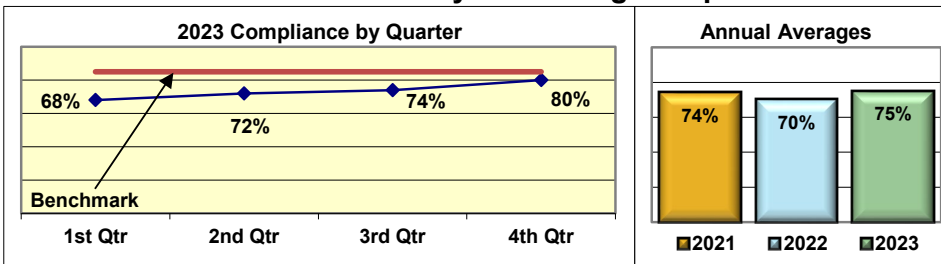
Lost Time First Report Filing Compliance



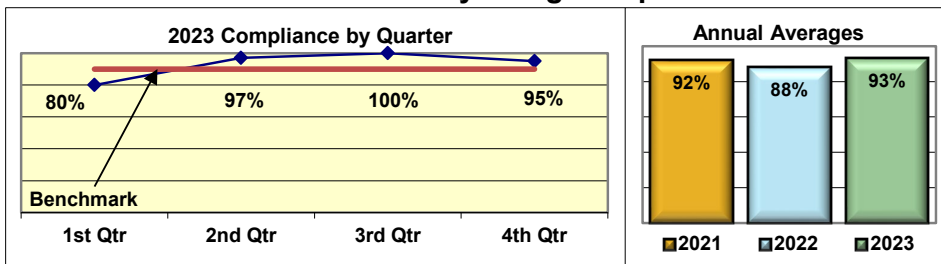
Initial Indemnity Payment Compliance



Initial Memorandum of Payment Filing Compliance



Initial Notice of Controversy Filing Compliance



Summary

Chubb Insurance is an insurer that used third parties to administer claims in 2023 under the following rating companies:

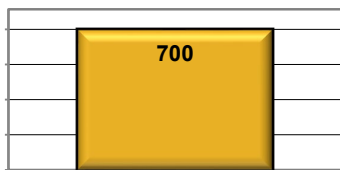
- ACE American Insurance
- Chubb Indemnity Insurance
- Chubb National Insurance
- Federal Insurance
- Indemnity Ins. Co. of North America
- Pacific Indemnity

Chubb Insurance used the following third parties in 2023:

- Broadspire Services
- Cannon Cochran Management Svcs.
- Constitution State Services
- CorVel Enterprise Comp.
- ESIS
- Gallagher Bassett Services
- Helmsman Management Services
- Ryder Services
- Sedgwick Claims Management Svcs.

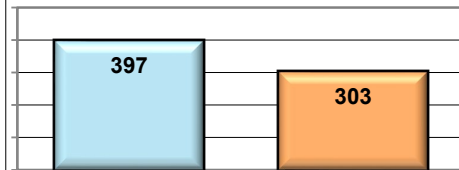
Utilization Analysis

Lost Time First Reports Received



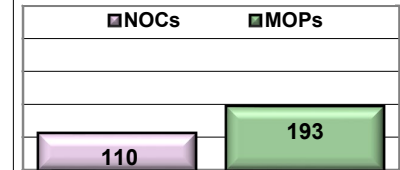
Activity on Lost Time First Reports

■ No Activity Required ■ Claims for Compensation



Activity on Claims for Compensation

■ NOCs ■ MOPs



Percent of Lost Time First Reports Denied
(Initial Indemnity NOCs / Lost Time First Reports)

16%

Percent of Claims for Compensation Denied
(Initial Indemnity NOCs / Claims for Compensation)

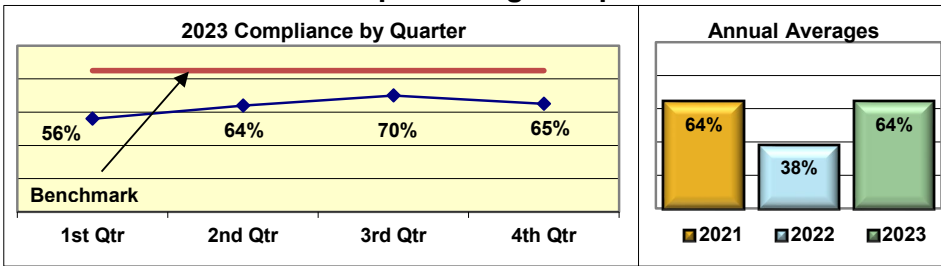
36%

Annual Compliance Report

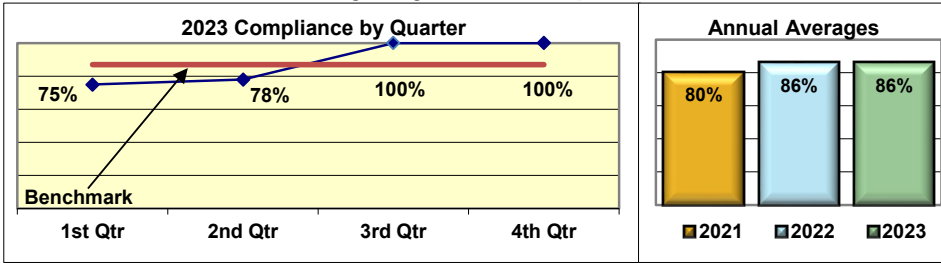
01/01/2023-12/31/2023

CNA INSURANCE

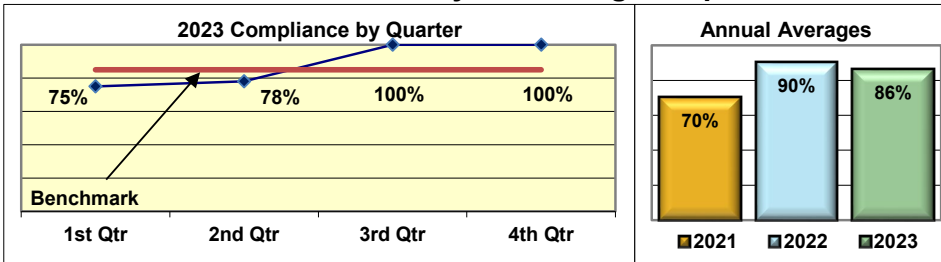
Lost Time First Report Filing Compliance



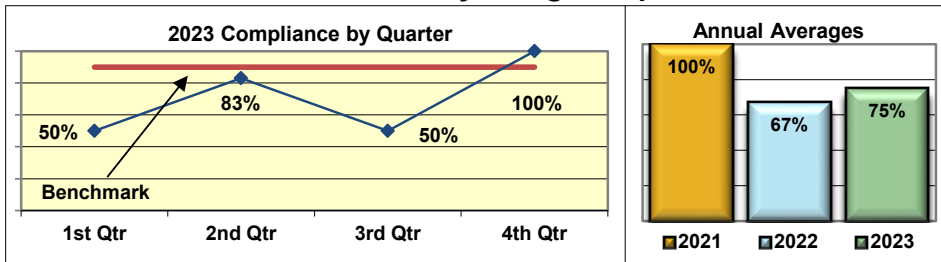
Initial Indemnity Payment Compliance



Initial Memorandum of Payment Filing Compliance



Initial Notice of Controversy Filing Compliance



Summary

CNA Insurance is an insurer that administered its own claims in 2023 under the following rating companies:

American Casualty Co. of Reading PA
 Continental Insurance Company
 National Fire Ins Co. of Hartford
 Transportation Insurance
 Valley Forge Insurance

CNA Insurance used the following third parties in 2023:

Broadspire Services
 Corvel Enterprise Comp.
 Gallagher Bassett Services
 Sedgwick Claims Management Svcs.

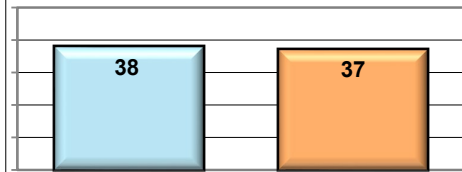
Utilization Analysis

Lost Time First Reports Received



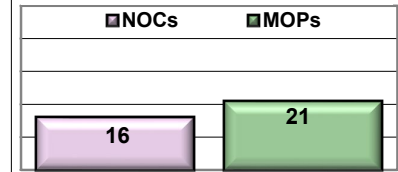
Activity on Lost Time First Reports

■ No Activity Required ■ Claims for Compensation



Activity on Claims for Compensation

■ NOCs ■ MOPs



Percent of Lost Time First Reports Denied
 (Initial Indemnity NOCs / Lost Time First Reports)

21%

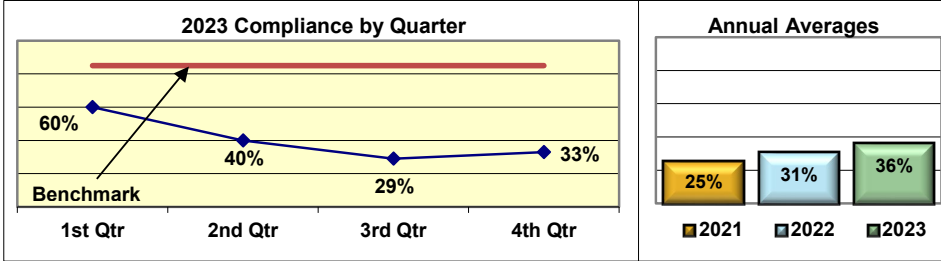
Percent of Claims for Compensation Denied
 (Initial Indemnity NOCs / Claims for Compensation)

43%

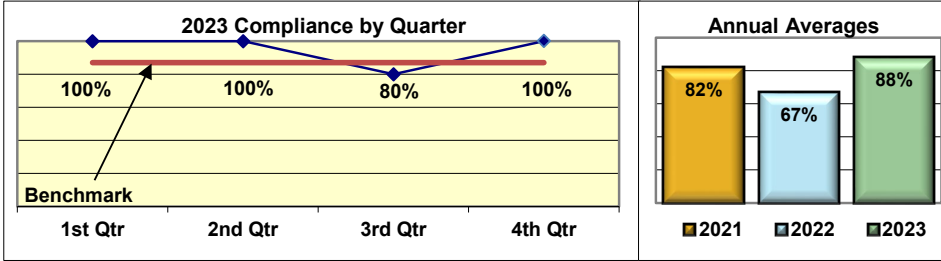
Annual Compliance Report 01/01/2023-12/31/2023

CONSTITUTION STATE SERVICES

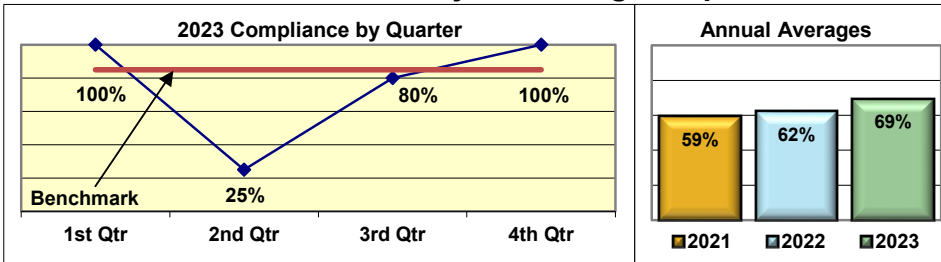
Lost Time First Report Filing Compliance




Initial Indemnity Payment Compliance



Initial Memorandum of Payment Filing Compliance



Initial Notice of Controversy Filing Compliance



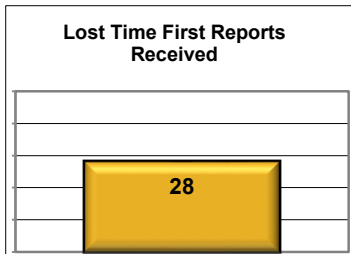


Summary

Constitution State Services is a third party administrator that administered claims in 2023 for the following rating companies:

Indemnity Ins. Co. of No. America
 Safety National Casualty Corp.
 Standard Fire Insurance
 Travelers Casualty & Surety
 XL Insurance America Inc.

Utilization Analysis



Percent of Lost Time First Reports Denied
 (Initial Indemnity NOCs / Lost Time First Reports)

4%

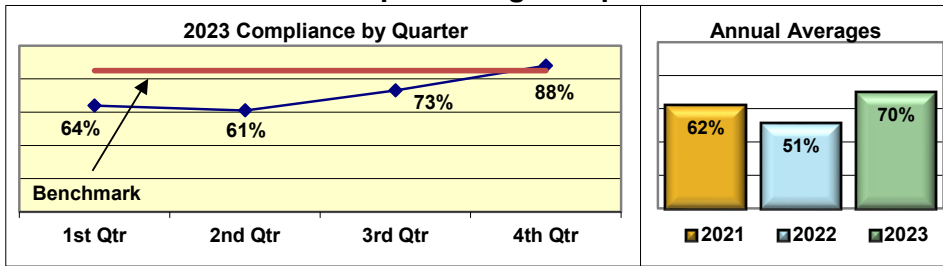
Percent of Claims for Compensation Denied
 (Initial Indemnity NOCs / Claims for Compensation)

6%

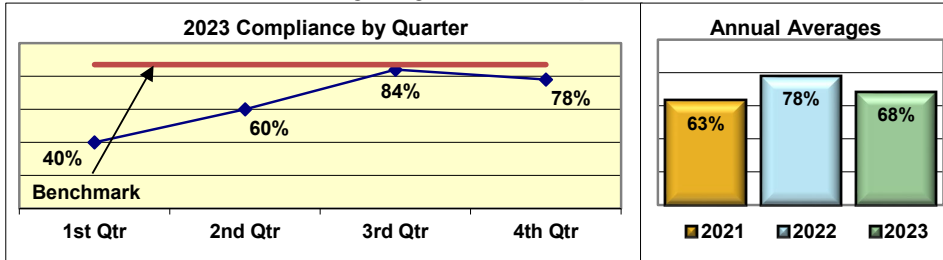
Annual Compliance Report 01/01/2023-12/31/2023

CORVEL ENTERPRISE COMP.

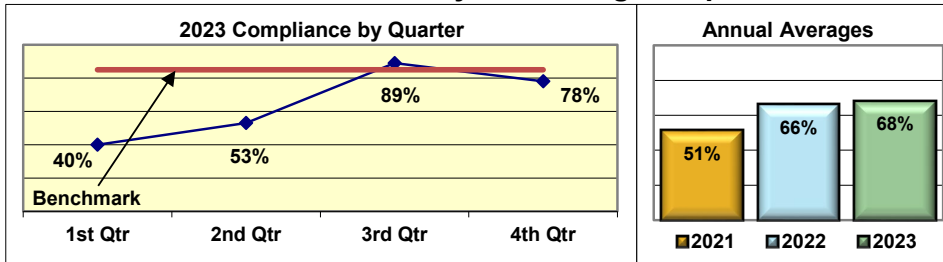
Lost Time First Report Filing Compliance



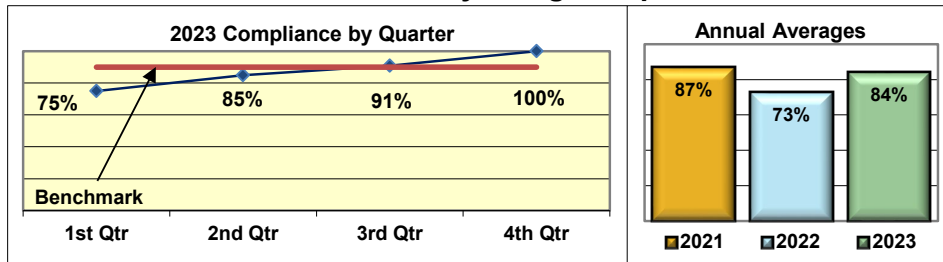
Initial Indemnity Payment Compliance



Initial Memorandum of Payment Filing Compliance



Initial Notice of Controversy Filing Compliance



Summary

CorVel Enterprise Comp. is a third party administrator that administered claims in 2023 for the following rating companies:

- AIU Insurance
- American Casualty Co of Reading PA
- American Zurich Insurance
- Arch Insurance
- Guideone Insurance
- Indemnity Ins. Co. of North America
- Maine Employers Mutual Insurance
- Old Republic Insurance
- Prop. & Cas. Ins. Co. of Hartford
- Safety National Casualty Corp.
- XL Insurance America
- XL Specialty Insurance

and Self-Insured Employers:

- Lepage Bakeries Cedar Street LLC.
- Lepage Bakeries Park Street LLC.

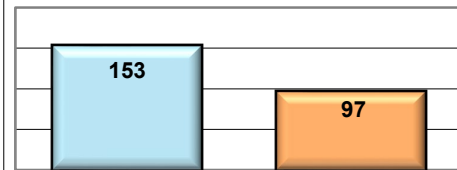
Utilization Analysis

Lost Time First Reports Received



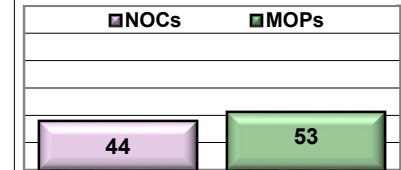
Activity on Lost Time First Reports

■ No Activity Required ■ Claims for Compensation



Activity on Claims for Compensation

■ NOCs ■ MOPs



Percent of Lost Time First Reports Denied
(Initial Indemnity NOCs / Lost Time First Reports)

18%

Percent of Claims for Compensation Denied
(Initial Indemnity NOCs / Claims for Compensation)

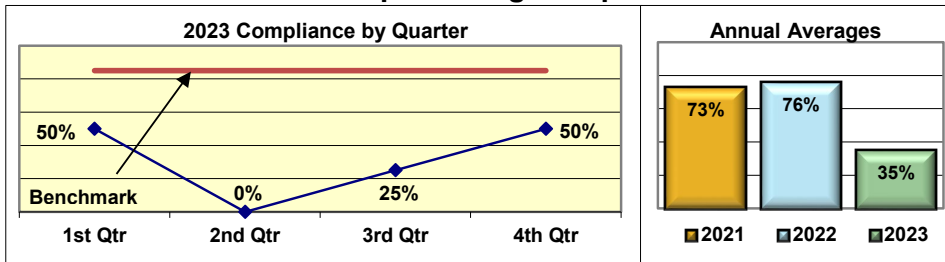
45%

Annual Compliance Report

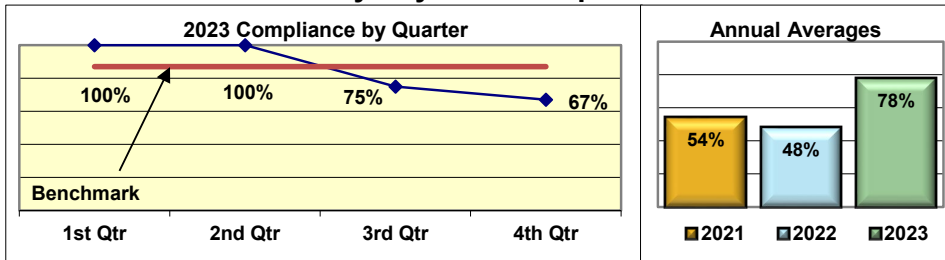
01/01/2023-12/31/2023

COTTINGHAM & BUTLER CLAIMS SERVICES

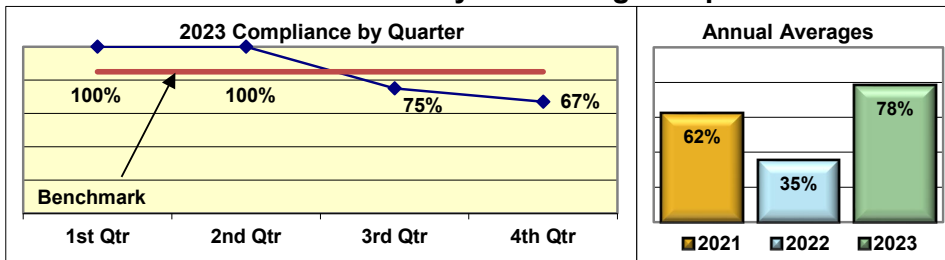
Lost Time First Report Filing Compliance



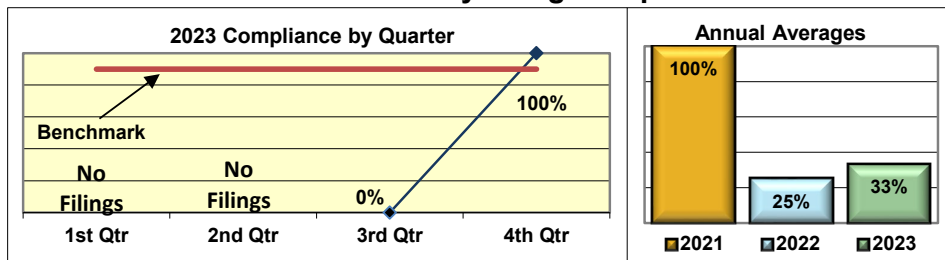
Initial Indemnity Payment Compliance



Initial Memorandum of Payment Filing Compliance



Initial Notice of Controversy Filing Compliance




Summary

Cottingham & Butler Claims Services is a third party administrator that administered claims in 2023 for the following rating companies:

XL Insurance America Inc.
Zurich American Insurance

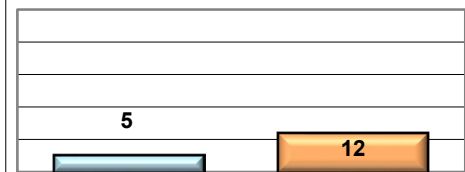
Utilization Analysis

Lost Time First Reports Received



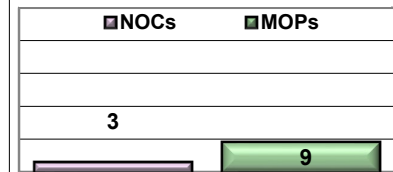
Activity on Lost Time First Reports

■ No Activity Required ■ Claims for Compensation



Activity on Claims for Compensation

■ NOCs ■ MOPs



Percent of Lost Time First Reports Denied
(Initial Indemnity NOCs / Lost Time First Reports)

18%

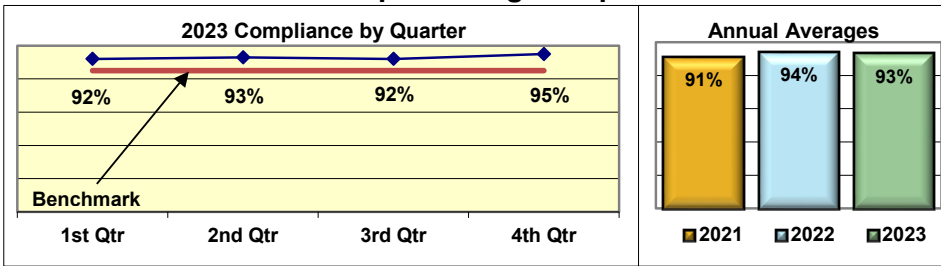
Percent of Claims for Compensation Denied
(Initial Indemnity NOCs / Claims for Compensation)

25%

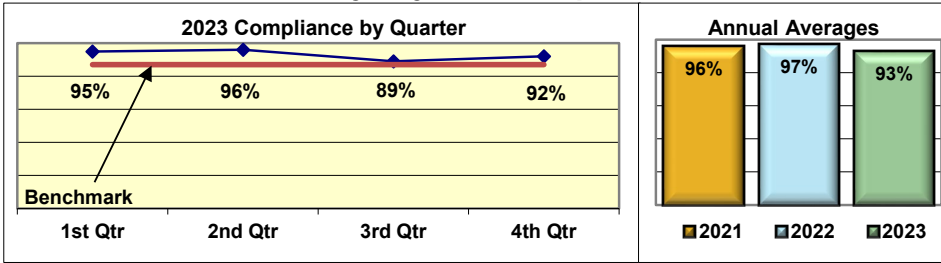
Annual Compliance Report 01/01/2023-12/31/2023

CROSS INSURANCE

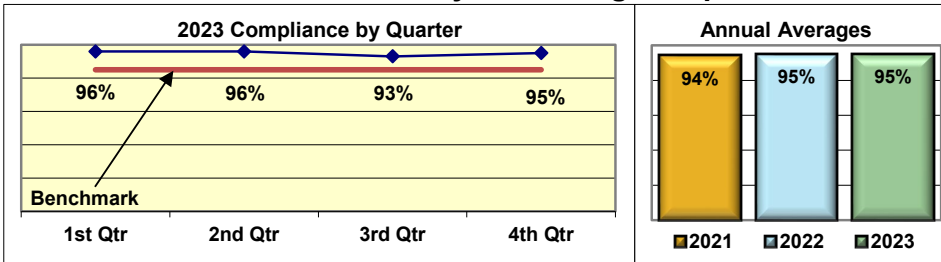
Lost Time First Report Filing Compliance



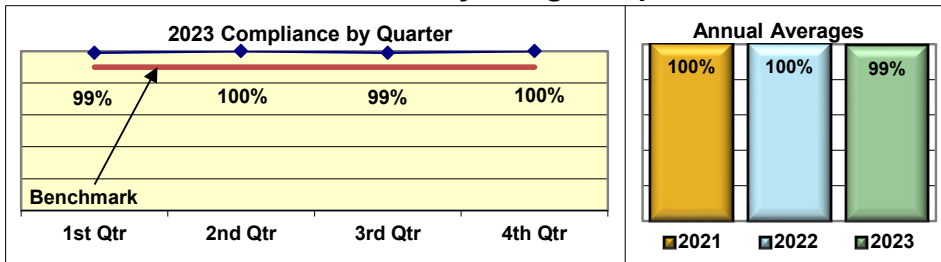
Initial Indemnity Payment Compliance



Initial Memorandum of Payment Filing Compliance



Initial Notice of Controversy Filing Compliance



Summary

Cross Insurance is a third party administrator that administered claims in 2023 for the following self-insured employers:

- Auburn, City of
- Central Maine Power Co.
- Construction Services Group Trust
- Distributors Suppliers Group Trust
- Eastern Maine Group
- Forest Products Group Trust
- Maine Oil Dealers Association
- MaineGeneral Health WC Trust Fund
- Mfg. of Maine Group Trust
- ME State WC Group Trust
- Social Services & Education


Utilization Analysis

Lost Time First Reports Received




Activity on Lost Time First Reports

■ No Activity Required ■ Claims for Compensation



Activity on Claims for Compensation

■ NOCs ■ MOPs



Percent of Lost Time First Reports Denied
(Initial Indemnity NOCs / Lost Time First Reports)

26%

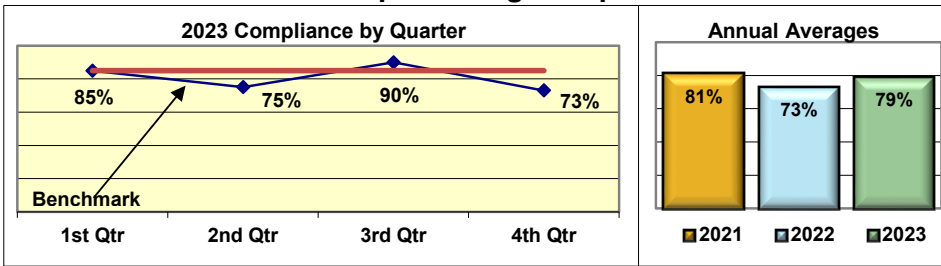
Percent of Claims for Compensation Denied
(Initial Indemnity NOCs / Claims for Compensation)

67%

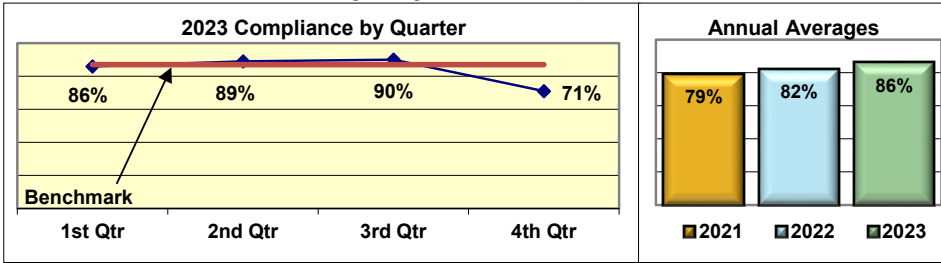
Annual Compliance Report 01/01/2023-12/31/2023

DELHAIZE AMERICA LLC

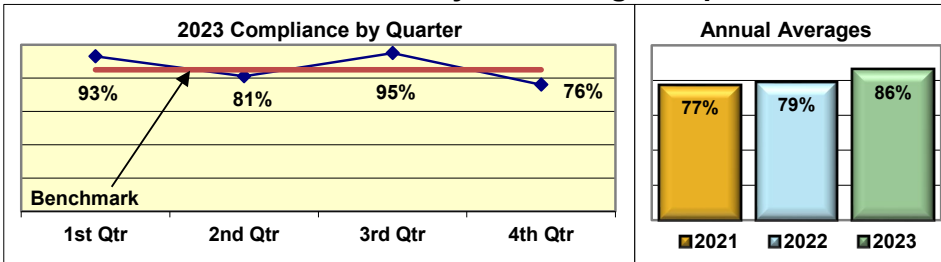
Lost Time First Report Filing Compliance



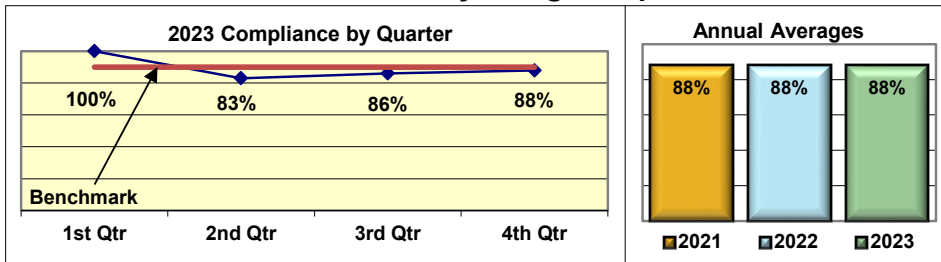
Initial Indemnity Payment Compliance



Initial Memorandum of Payment Filing Compliance



Initial Notice of Controversy Filing Compliance



Summary

Delhaize America LLC is a self-insured employer that administered its own claims in 2023 under the following names:

Delhaize America LLC
Hannaford Brothers

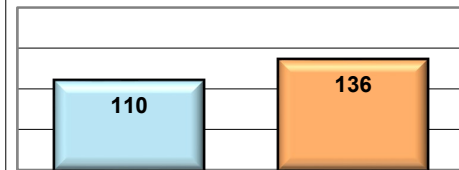
Utilization Analysis

Lost Time First Reports Received



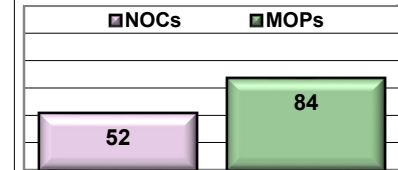
Activity on Lost Time First Reports

■ No Activity Required ■ Claims for Compensation



Activity on Claims for Compensation

■ NOCs ■ MOPs



Percent of Lost Time First Reports Denied
(Initial Indemnity NOCs / Lost Time First Reports)

21%

Percent of Claims for Compensation Denied
(Initial Indemnity NOCs / Claims for Compensation)

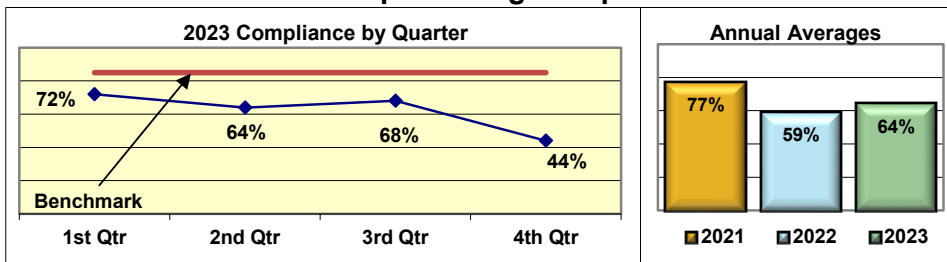
38%

Annual Compliance Report

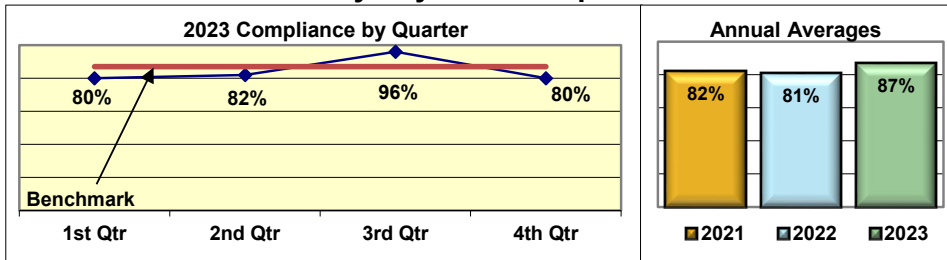
01/01/2023-12/31/2023

EASTERN ALLIANCE INSURANCE

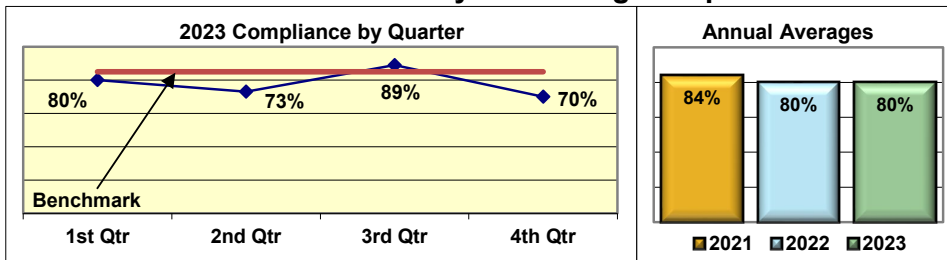
Lost Time First Report Filing Compliance



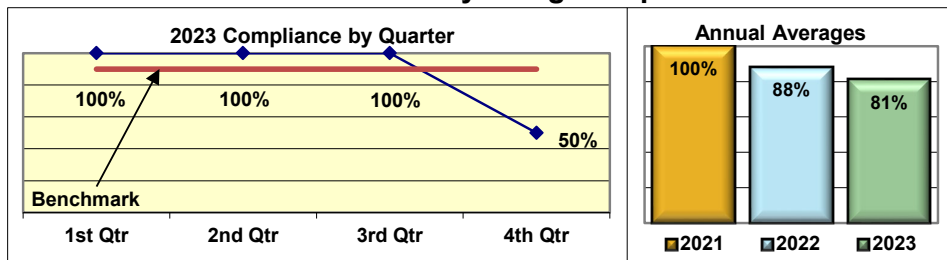
Initial Indemnity Payment Compliance



Initial Memorandum of Payment Filing Compliance



Initial Notice of Controversy Filing Compliance



Summary

Eastern Alliance is an insurer that administered its own claims in 2023 under the following rating companies:

- Allied Eastern Indemnity Insurance
- Eastern Advantage Assurance
- Eastern Alliance Insurance


Utilization Analysis

Lost Time First Reports Received



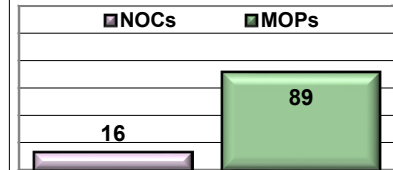
Activity on Lost Time First Reports

■ No Activity Required ■ Claims for Compensation



Activity on Claims for Compensation

■ NOCs ■ MOPs



Percent of Lost Time First Reports Denied
(Initial Indemnity NOCs / Lost Time First Reports)

6%

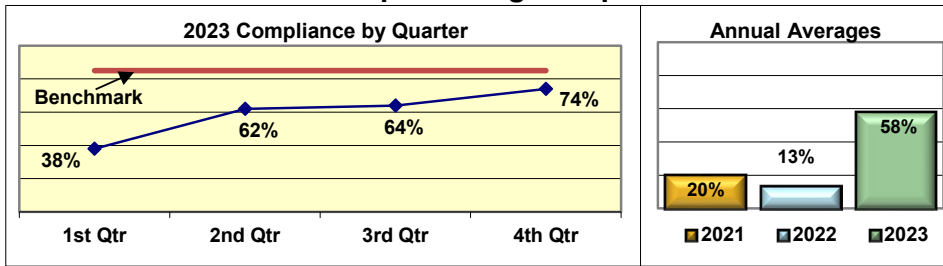
Percent of Claims for Compensation Denied
(Initial Indemnity NOCs / Claims for Compensation)

15%

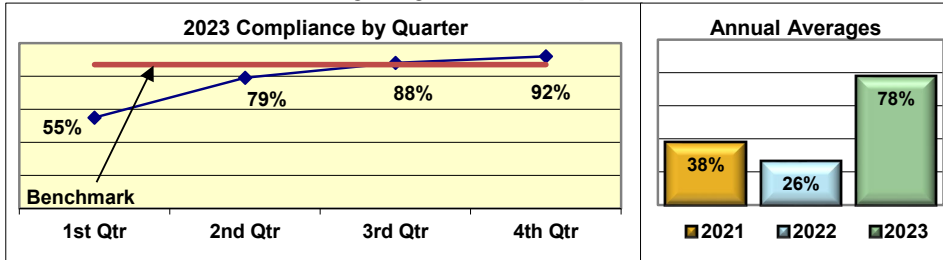
Annual Compliance Report 01/01/2023-12/31/2023

ESIS

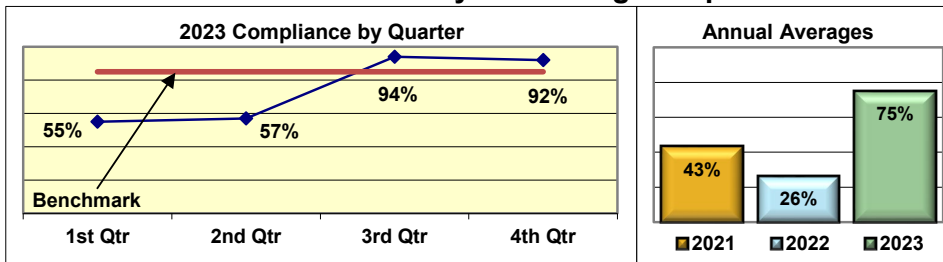
Lost Time First Report Filing Compliance



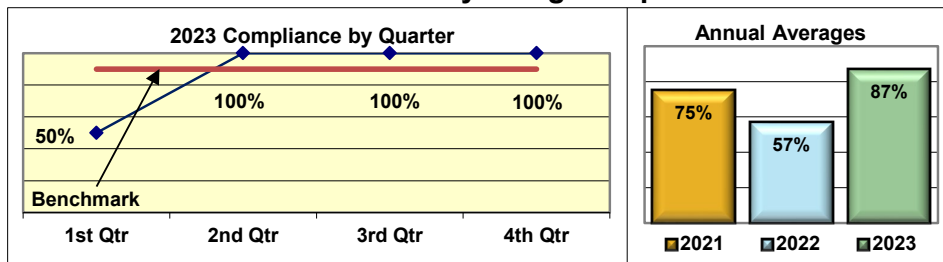
Initial Indemnity Payment Compliance



Initial Memorandum of Payment Filing Compliance



Initial Notice of Controversy Filing Compliance



Summary

ESIS is a third party administrator that administered claims in 2023 for the following rating companies:

- ACE American Insurance
- AIU Insurance
- American Zurich Insurance
- Church Mutual Insurance
- Federal Insurance
- Indemnity Ins. Co. of No. America
- LM Insurance
- New Hampshire Insurance
- Starr Indemnity & Liability
- Zurich American Insurance

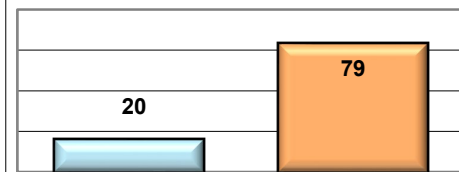
Utilization Analysis

Lost Time First Reports Received



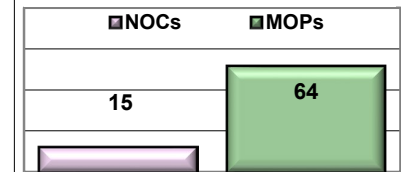
Activity on Lost Time First Reports

■ No Activity Required ■ Claims for Compensation



Activity on Claims for Compensation

■ NOCs ■ MOPs



Percent of Lost Time First Reports Denied
(Initial Indemnity NOCs / Lost Time First Reports)

15%

Percent of Claims for Compensation Denied
(Initial Indemnity NOCs / Claims for Compensation)

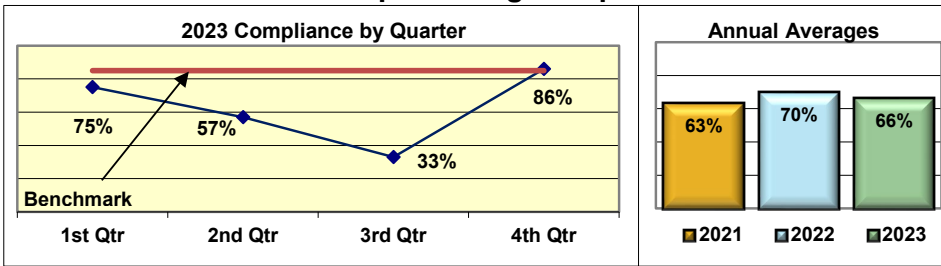
19%

Annual Compliance Report

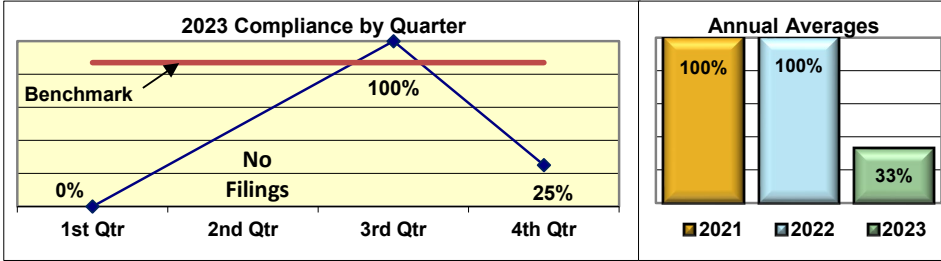
01/01/2023-12/31/2023

EVEREST REINS HOLDINGS

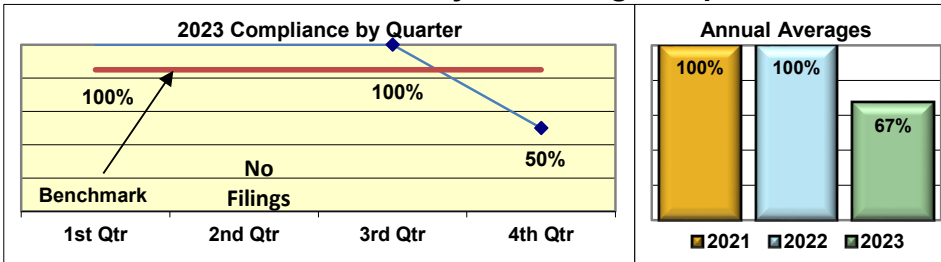
Lost Time First Report Filing Compliance




Initial Indemnity Payment Compliance



Initial Memorandum of Payment Filing Compliance



Initial Notice of Controversy Filing Compliance



Summary

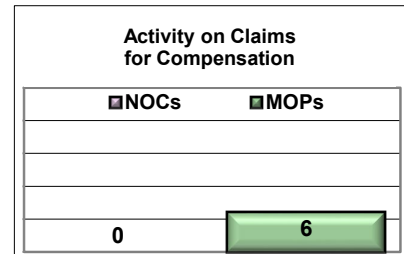
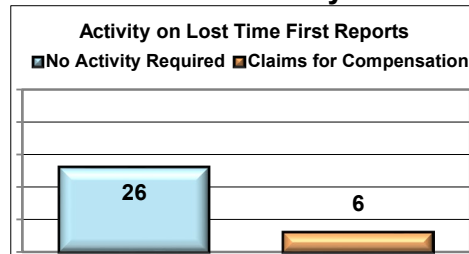
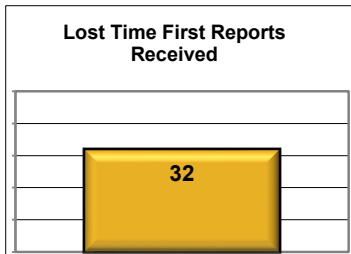
Everest Reins Holdings is an insurer that used third parties to administer claims in 2023 under the following rating companies:

Everest National Insurance
Everest Premier Insurance

Everest Reins Holdings used the following third parties:

Corvel Enterprise Comp.
Gallagher Bassett Services
Helmsman Management Svcs.
Sedgwick Claims Management Svcs.

Utilization Analysis



Percent of Lost Time First Reports Denied
(Initial Indemnity NOCs / Lost Time First Reports)

0%

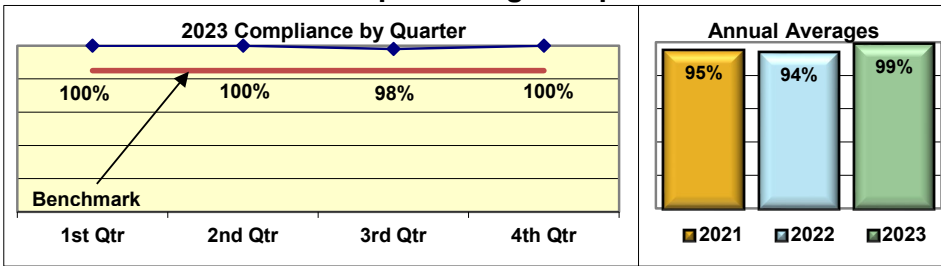
Percent of Claims for Compensation Denied
(Initial Indemnity NOCs / Claims for Compensation)

0%

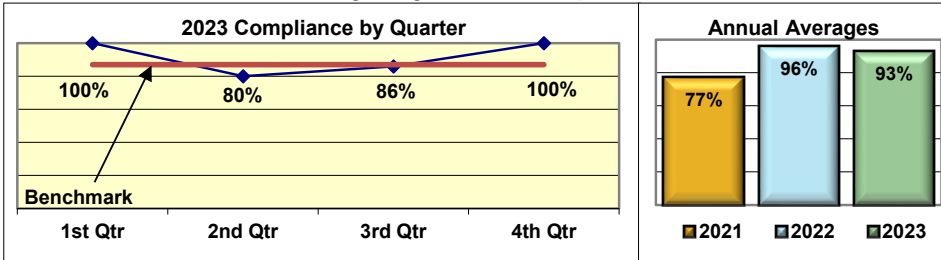
Annual Compliance Report 01/01/2023-12/31/2023

FUTURECOMP

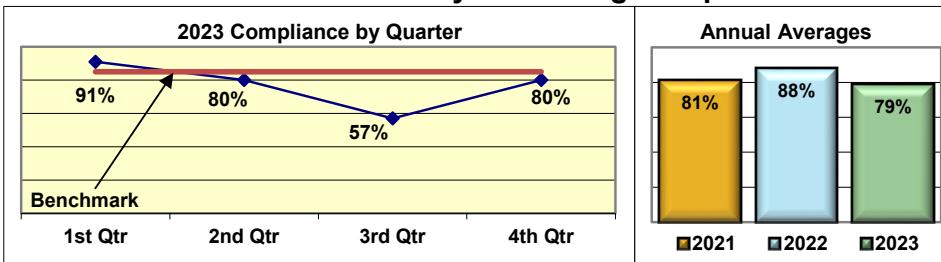
Lost Time First Report Filing Compliance




Initial Indemnity Payment Compliance



Initial Memorandum of Payment Filing Compliance



Initial Notice of Controversy Filing Compliance



Summary

FutureComp is a third party administrator that administered claims in 2023 for the following self-insured employers:

Central Maine Healthcare Corp.
Maine Merchants WC Trust Fund

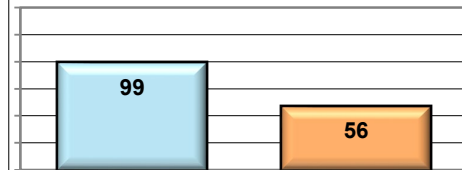
Utilization Analysis

Lost Time First Reports Received



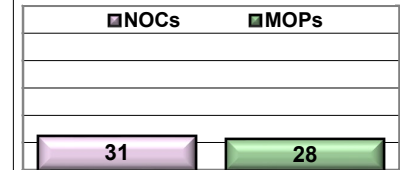
Activity on Lost Time First Reports

■ No Activity Required ■ Claims for Compensation



Activity on Claims for Compensation

■ NOCs ■ MOPs



Percent of Lost Time First Reports Denied
(Initial Indemnity NOCs / Lost Time First Reports)

20%

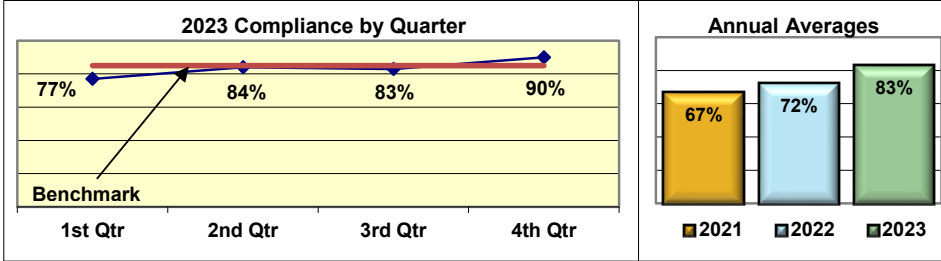
Percent of Claims for Compensation Denied
(Initial Indemnity NOCs / Claims for Compensation)

53%

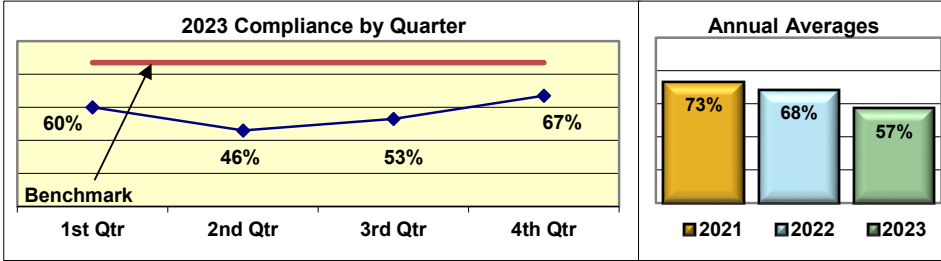
Annual Compliance Report 01/01/2023-12/31/2023

GALLAGHER BASSETT SERVICES

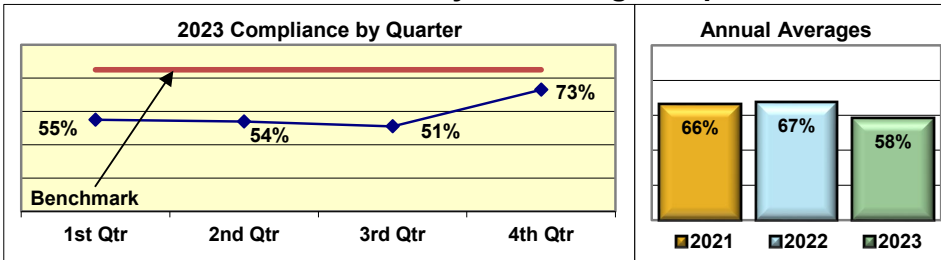
Lost Time First Report Filing Compliance



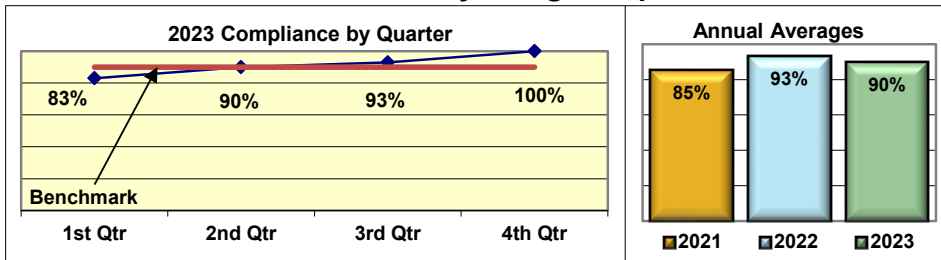
Initial Indemnity Payment Compliance



Initial Memorandum of Payment Filing Compliance



Initial Notice of Controversy Filing Compliance

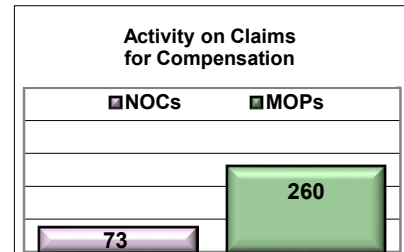
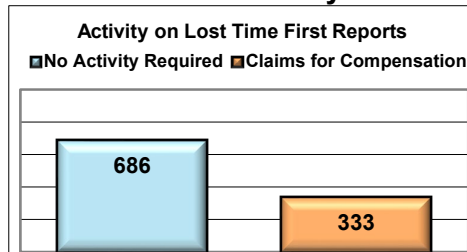
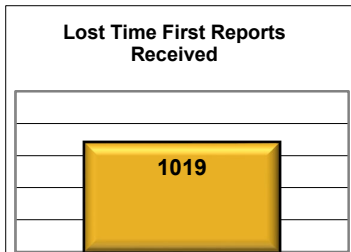


Summary

Gallagher Bassett Services is a third party administrator that administered claims in 2023 for the following rating companies:

- Accident Fund General Insurance
- Accident Fund Ins. Co. of America
- ACE American Insurance
- AIU Insurance
- American Casualty Co. of Reading PA
- American Zurich Insurance
- Amerisure Mutual Insurance
- Arch Indemnity Insurance
- Arch Insurance
- Carolina Casualty Insurance
- Chubb Indemnity Insurance
- Chubb National Insurance
- Commerce & Industry Insurance
- Everest National Insurance
- Everest Premier Insurance
- Federal Insurance
- Granite State Insurance
- Imperium Insurance
- Indemnity Ins. Co. of No. America
- Insurance Co. of the State of PA
- Intrepid Insurance
- LM Insurance
- Manufacturers Alliance Insurance
- National Union Fire Ins. Co. of Pitts.
- New Hampshire Insurance
- Old Republic Insurance
- Pacific Indemnity
- Pennsylvania Mfg. Assn. Insurance
- Pennsylvania Mfg. Indemnity
- RLI Insurance
- Safety National Casualty Corp.
- Royal General Ins. Co. of Canada
- Sompo America Fire & Marine Ins.
- Sompo America Insurance
- Starr Indemnity & Liability
- Starr Specialty Insurance
- United States Fire Insurance
- WCF National Insurance
- XL Insurance America Inc.
- XL Specialty Insurance
- Zurich American Insurance

Utilization Analysis



Percent of Lost Time First Reports Denied
(Initial Indemnity NOCs / Lost Time First Reports)

7%

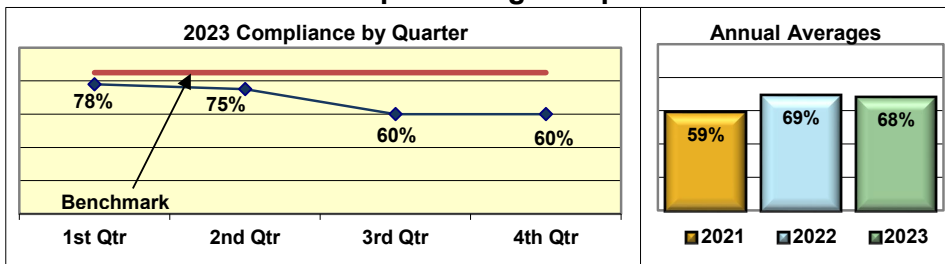
Percent of Claims for Compensation Denied
(Initial Indemnity NOCs / Claims for Compensation)

22%

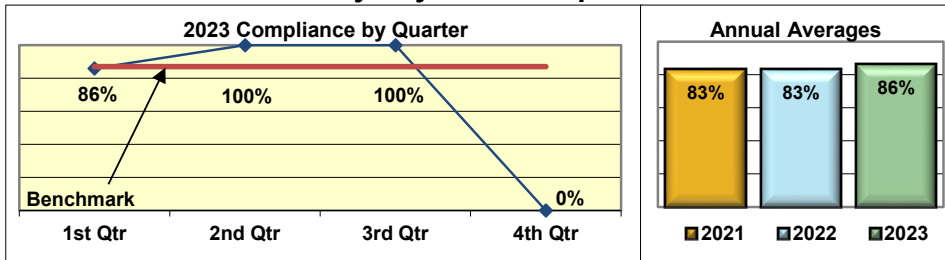
Annual Compliance Report 01/01/2023-12/31/2023

GUARD INSURANCE

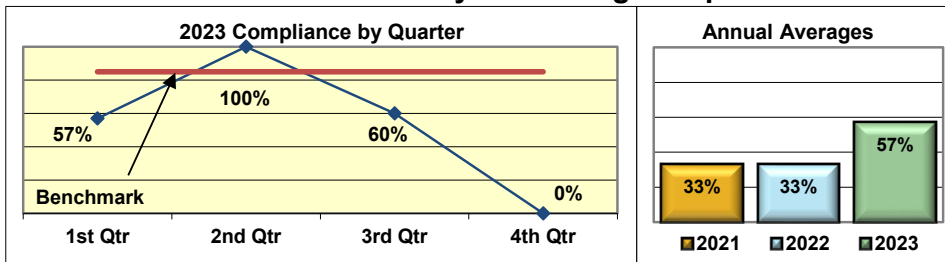
Lost Time First Report Filing Compliance




Initial Indemnity Payment Compliance



Initial Memorandum of Payment Filing Compliance



Initial Notice of Controversy Filing Compliance



Summary

Guard Insurance is an insurer that administered its own claims and used a third party administrator in 2023 under the following rating companies:


- Anguard Insurance
- Eastguard Insurance
- Norguard Insurance

Utilization Analysis

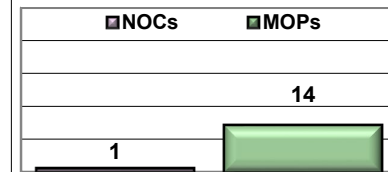
Lost Time First Reports Received



Activity on Lost Time First Reports



Activity on Claims for Compensation



Percent of Lost Time First Reports Denied
(Initial Indemnity NOCs / Lost Time First Reports)

3%

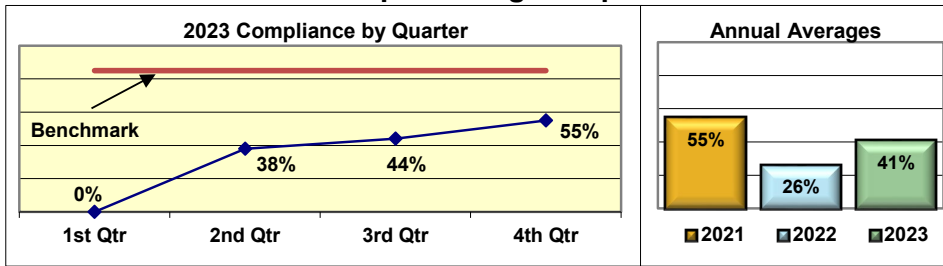
Percent of Claims for Compensation Denied
(Initial Indemnity NOCs / Claims for Compensation)

7%

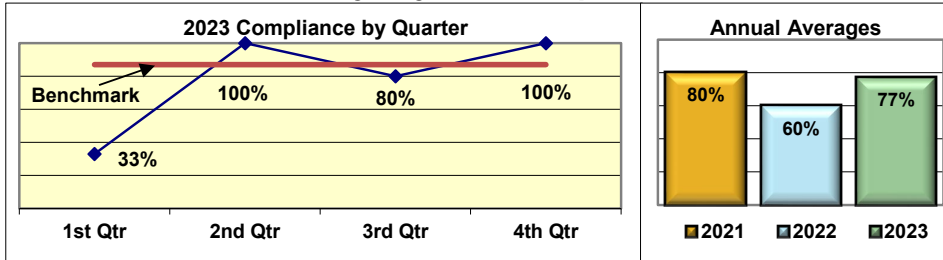
Annual Compliance Report 01/01/2023-12/31/2023

HANOVER INSURANCE

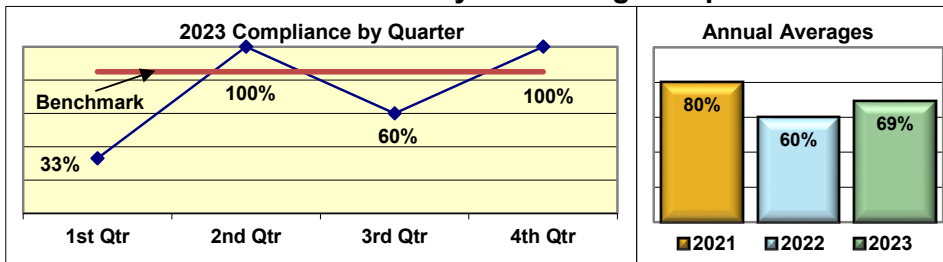
Lost Time First Report Filing Compliance



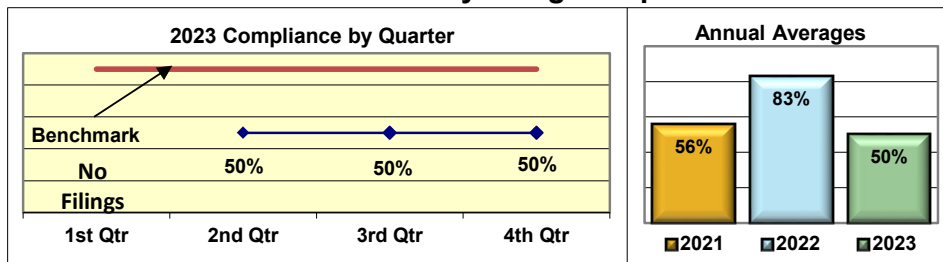
Initial Indemnity Payment Compliance



Initial Memorandum of Payment Filing Compliance



Initial Notice of Controversy Filing Compliance



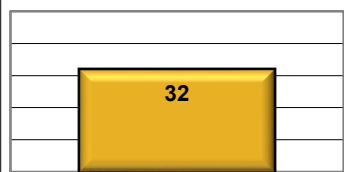
Summary

Hanover Insurance is an insurer that administered its own claims in 2023 under the following rating companies:

- Allmerica Financial Benefit Insurance
- Citizens Insurance Co. of America
- Hanover American Insurance
- Hanover Insurance
- Massachusetts Bay Insurance

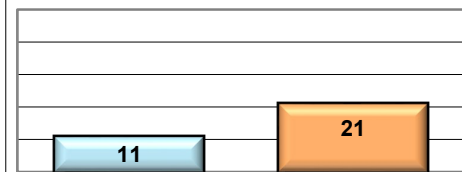
Utilization Analysis

Lost Time First Reports Received



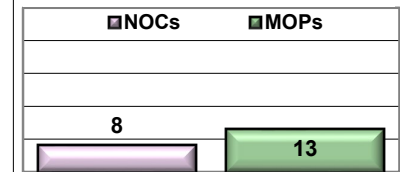
Activity on Lost Time First Reports

■ No Activity Required ■ Claims for Compensation



Activity on Claims for Compensation

■ NOCs ■ MOPs



Percent of Lost Time First Reports Denied
(Initial Indemnity NOCs / Lost Time First Reports)

25%

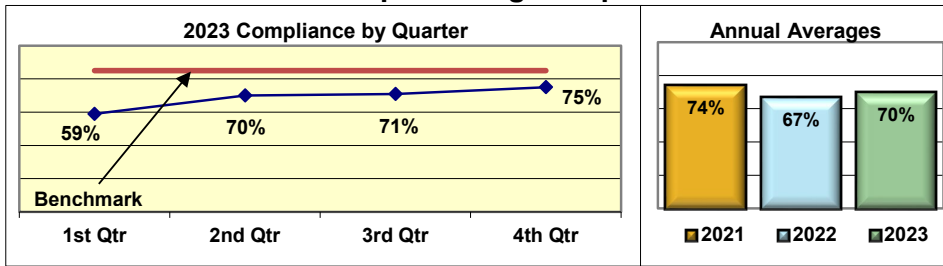
Percent of Claims for Compensation Denied
(Initial Indemnity NOCs / Claims for Compensation)

38%

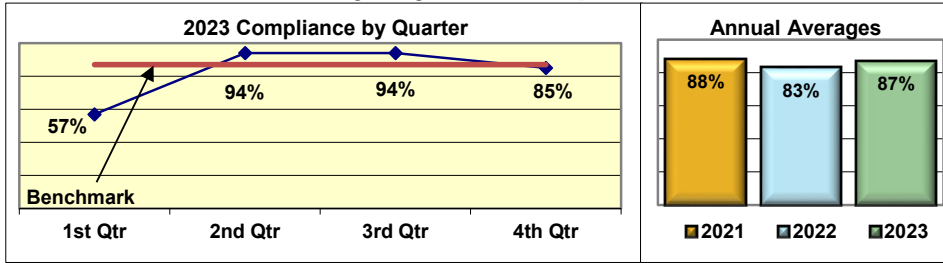
Annual Compliance Report 01/01/2023-12/31/2023

HARTFORD INSURANCE

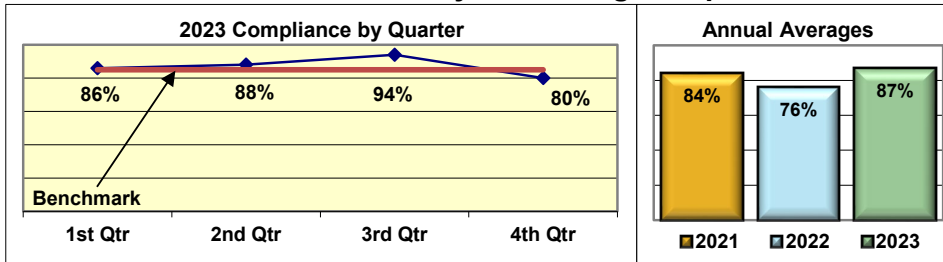
Lost Time First Report Filing Compliance



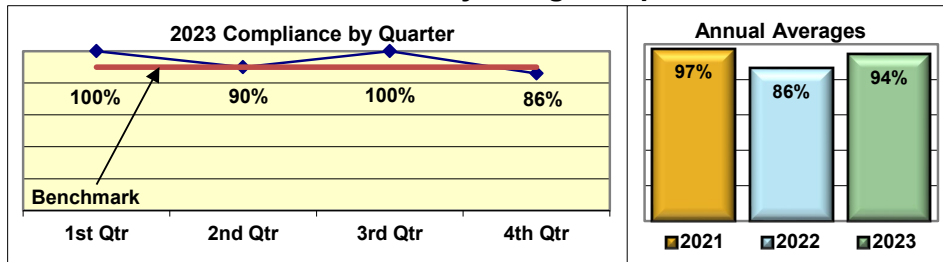
Initial Indemnity Payment Compliance



Initial Memorandum of Payment Filing Compliance



Initial Notice of Controversy Filing Compliance



Summary

Hartford Insurance is an insurer that administered its own claims and used third parties to administer claims in 2023 under the following rating companies:

- Hartford Accident & Indemnity
- Hartford Casualty Insurance
- Hartford Fire Insurance
- Hartford Ins. Co. of the Midwest
- Hartford Underwriters Insurance
- Prop. & Cas. Ins. Co. of Hartford
- Sentinel Insurance
- Trumbull Insurance
- Twin City Fire Insurance

Hartford Insurance used the following third parties in 2023:

- Cannon Cochran Management Svcs.
- CorVel Enterprise Comp.
- Sedgwick Claims Management Svcs.

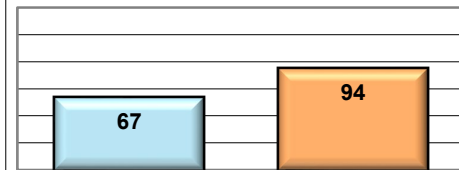
Utilization Analysis

Lost Time First Reports Received



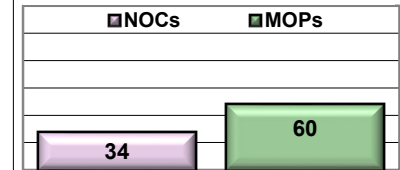
Activity on Lost Time First Reports

■ No Activity Required ■ Claims for Compensation



Activity on Claims for Compensation

■ NOCs ■ MOPs



Percent of Lost Time First Reports Denied
(Initial Indemnity NOCs / Lost Time First Reports)

21%

Percent of Claims for Compensation Denied
(Initial Indemnity NOCs / Claims for Compensation)

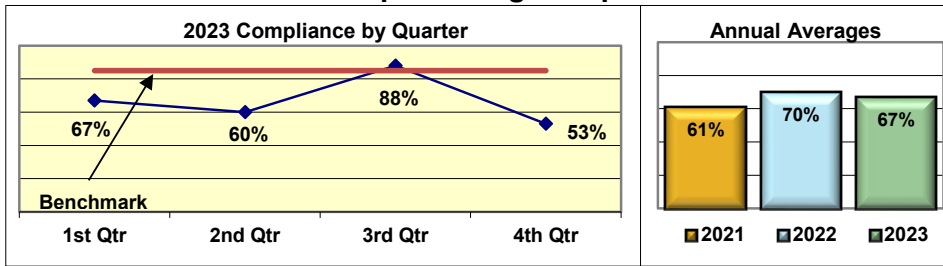
36%

Annual Compliance Report

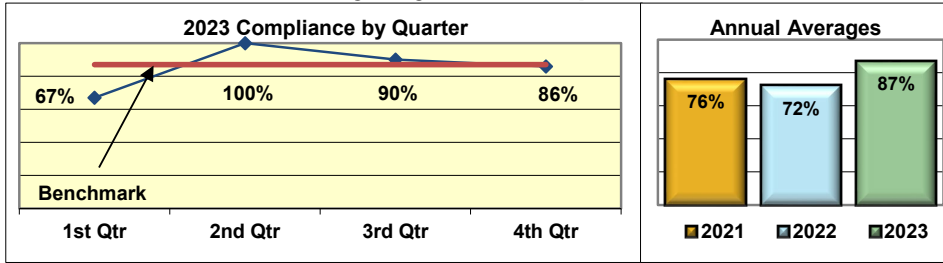
01/01/2023-12/31/2023

HELMSMAN MANAGEMENT SERVICES

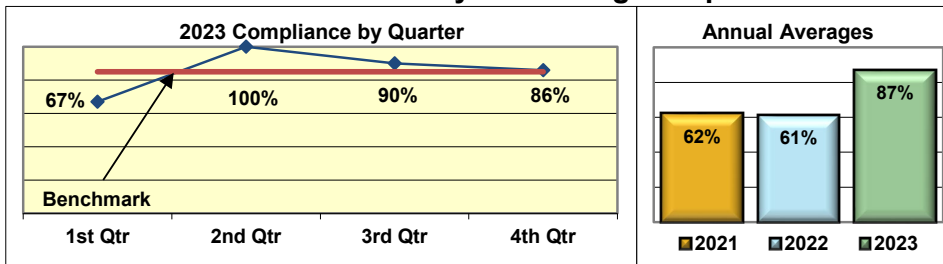
Lost Time First Report Filing Compliance



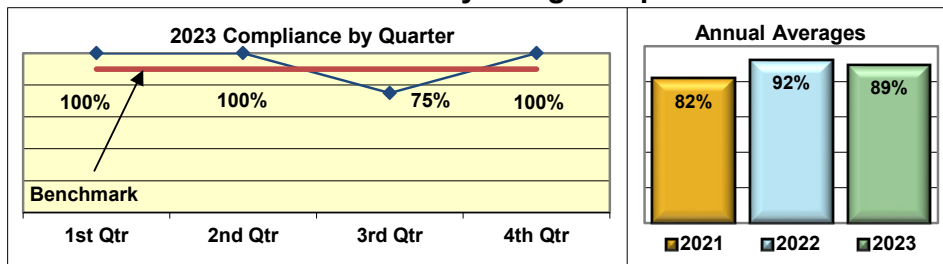
Initial Indemnity Payment Compliance



Initial Memorandum of Payment Filing Compliance



Initial Notice of Controversy Filing Compliance



Summary

Helmsman Management Services is a third party administrator that administered claims in 2023 for the following rating companies:


- AIU Insurance
- Arch Insurance Company
- Everest National Insurance
- Indemnity Ins. Co. of North America
- New Hampshire Insurance
- Old Republic Insurance
- Safety National Casualty Corp.

and for the following self-insured company:

- Asplundh Tree Expert
- Home Depot USA Inc.

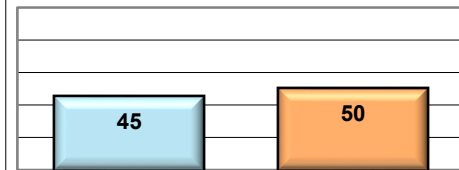
Utilization Analysis

Lost Time First Reports Received



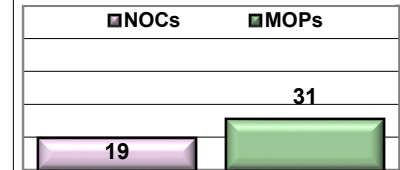
Activity on Lost Time First Reports

■ No Activity Required ■ Claims for Compensation



Activity on Claims for Compensation

■ NOCs ■ MOPs



Percent of Lost Time First Reports Denied
(Initial Indemnity NOCs / Lost Time First Reports)

20%

Percent of Claims for Compensation Denied
(Initial Indemnity NOCs / Claims for Compensation)

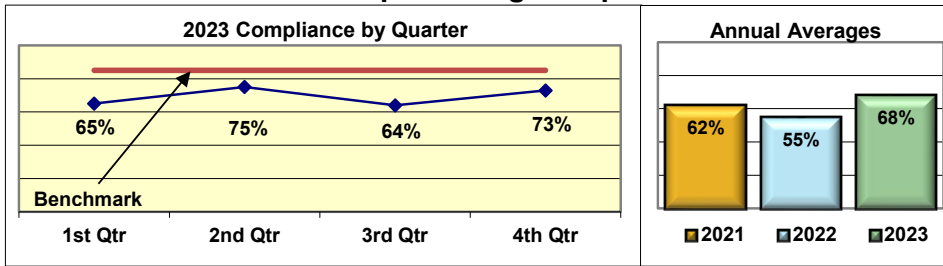
38%

Annual Compliance Report

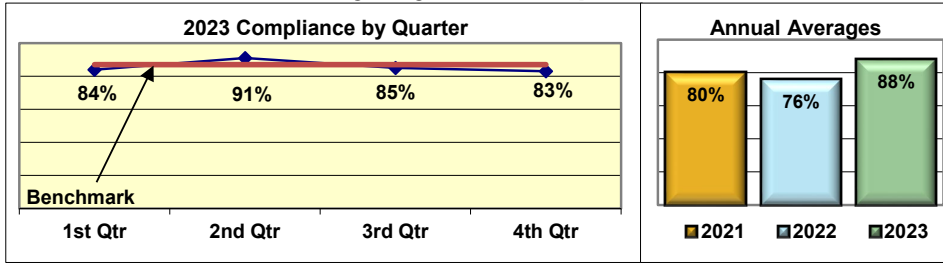
01/01/2023-12/31/2023

LIBERTY MUTUAL INSURANCE

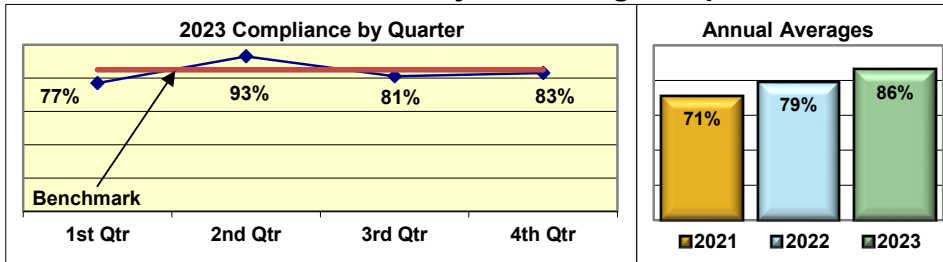
Lost Time First Report Filing Compliance



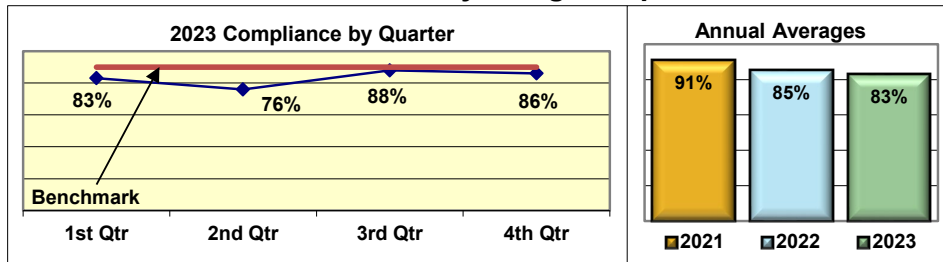
Initial Indemnity Payment Compliance



Initial Memorandum of Payment Filing Compliance



Initial Notice of Controversy Filing Compliance



Summary

Liberty Mutual Insurance is an insurer that administered its own claims in 2023 under the following rating companies:

- American Fire & Casualty Insurance
- Employers Insurance Co. of Wausau
- Liberty Insurance
- Liberty Mutual Fire Insurance
- LM Insurance
- Ohio Casualty Insurance
- Ohio Security Insurance
- West American Insurance Company

Liberty Mutual Insurance used the following third parties in 2023:

- Broadspire Services
- ESIS
- Gallagher Bassett Services
- Sedgwick Claims Management Svcs.


Utilization Analysis

Lost Time First Reports Received



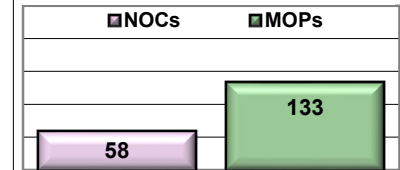
Activity on Lost Time First Reports

■ No Activity Required ■ Claims for Compensation



Activity on Claims for Compensation

■ NOCs ■ MOPs



Percent of Lost Time First Reports Denied
(Initial Indemnity NOCs / Lost Time First Reports)

19%

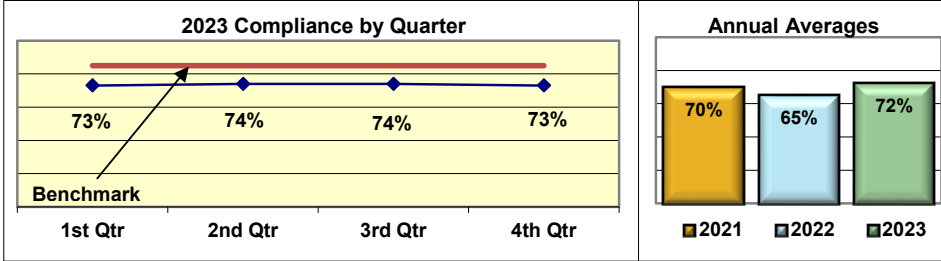
Percent of Claims for Compensation Denied
(Initial Indemnity NOCs / Claims for Compensation)

30%

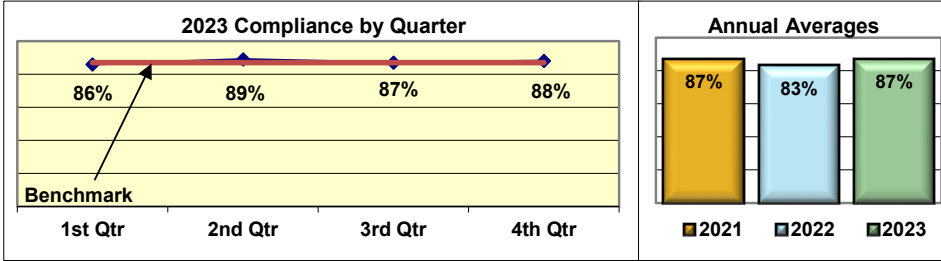
Annual Compliance Report 01/01/2023-12/31/2023

MAINE EMPLOYERS' MUTUAL INSURANCE

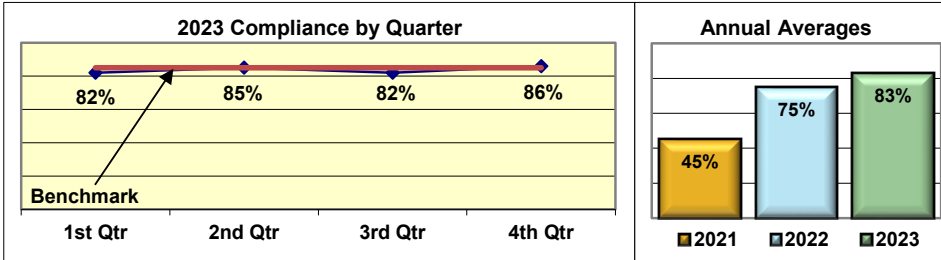
Lost Time First Report Filing Compliance



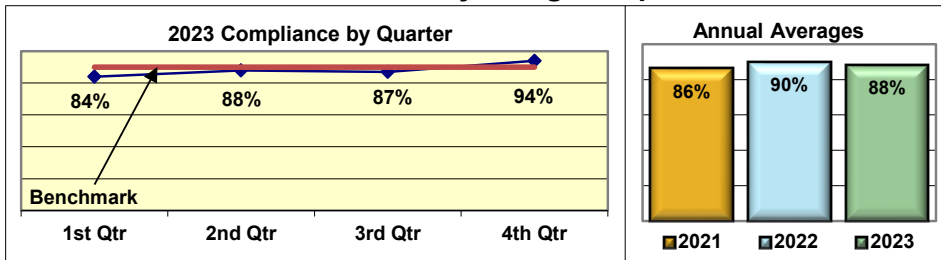
Initial Indemnity Payment Compliance



Initial Memorandum of Payment Filing Compliance



Initial Notice of Controversy Filing Compliance



Summary

Maine Employers' Mutual Insurance is an insurer that administered its own claims and used a third party administrator in 2023 under the following rating companies:

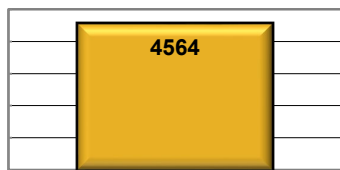
Maine Employers' Mutual Insurance
MEMIC Indemnity Company

Maine Employers Mutual Insurance used the following third party in 2023:

Corvel Enterprise Comp.

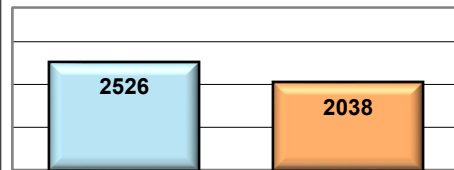
Utilization Analysis

Lost Time First Reports Received



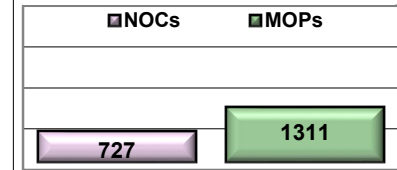
Activity on Lost Time First Reports

■ No Activity Required ■ Claims for Compensation



Activity on Claims for Compensation

■ NOCs ■ MOPs



Percent of Lost Time First Reports Denied
(Initial Indemnity NOCs / Lost Time First Reports)

16%

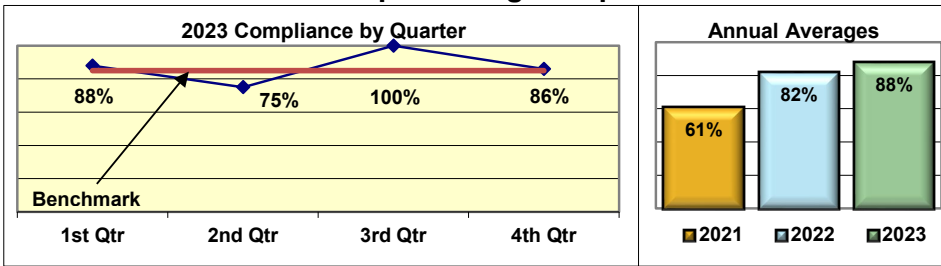
Percent of Claims for Compensation Denied
(Initial Indemnity NOCs / Claims for Compensation)

36%

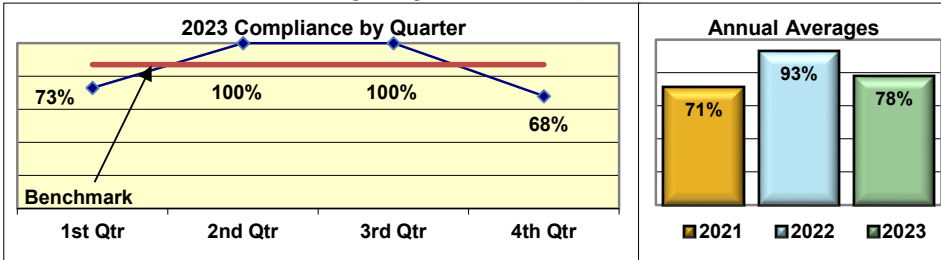
Annual Compliance Report 01/01/2023-12/31/2023

MAINE HEALTHCARE ASSOCIATION

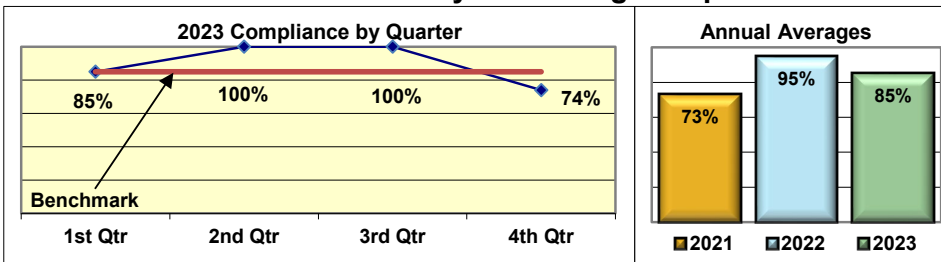
Lost Time First Report Filing Compliance




Initial Indemnity Payment Compliance



Initial Memorandum of Payment Filing Compliance



Initial Notice of Controversy Filing Compliance



Summary

Maine Healthcare Association is a trust of self-insured employers that administered claims in 2023 under the following name:

MHCA Workers' Comp. Fund

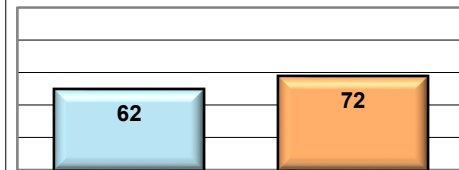
Utilization Analysis

Lost Time First Reports Received



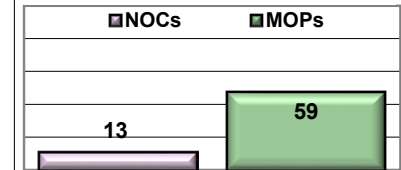
Activity on Lost Time First Reports

■ No Activity Required ■ Claims for Compensation



Activity on Claims for Compensation

■ NOCs ■ MOPs



Percent of Lost Time First Reports Denied
(Initial Indemnity NOCs / Lost Time First Reports)

10%

Percent of Claims for Compensation Denied
(Initial Indemnity NOCs / Claims for Compensation)

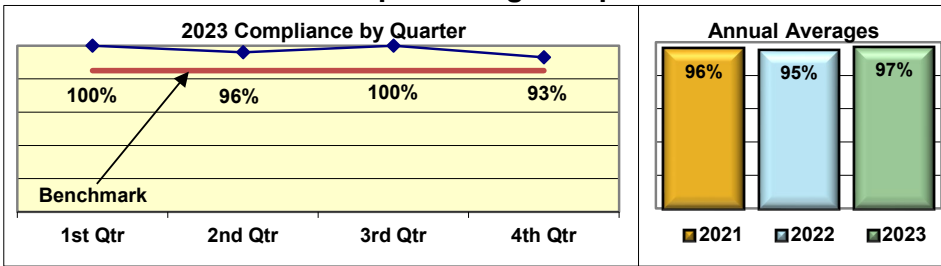
18%

Annual Compliance Report

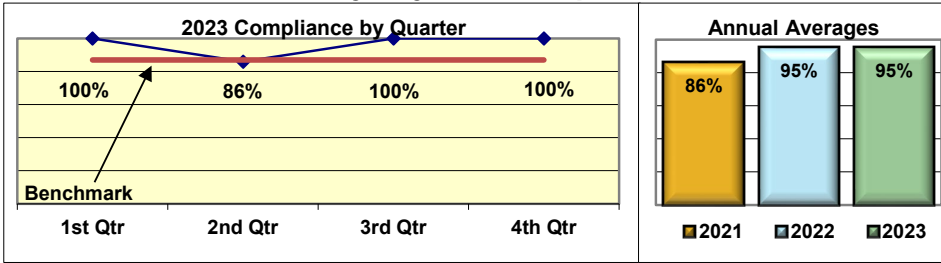
01/01/2023-12/31/2023

MAINE MOTOR TRANSPORT ASSOCIATION

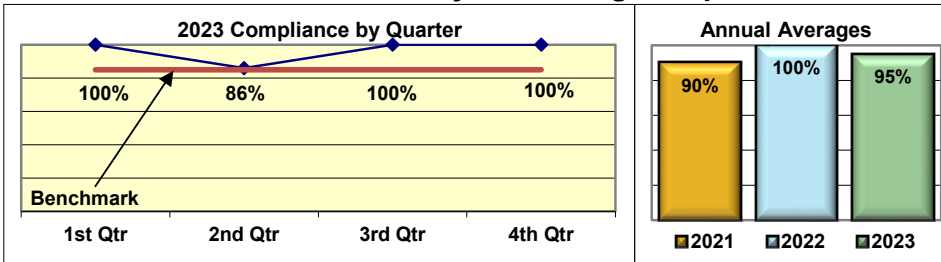
Lost Time First Report Filing Compliance




Initial Indemnity Payment Compliance



Initial Memorandum of Payment Filing Compliance



Initial Notice of Controversy Filing Compliance




Summary

Maine Motor Transport Association is a trust of self-insured employers that administered claims in 2023 under the following name:

Maine Motor Transport W.C. Trust


Utilization Analysis

Lost Time First Reports Received



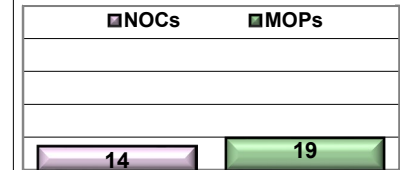
Activity on Lost Time First Reports

■ No Activity Required ■ Claims for Compensation



Activity on Claims for Compensation

■ NOCs ■ MOPs



Percent of Lost Time First Reports Denied
(Initial Indemnity NOCs / Lost Time First Reports)

13%

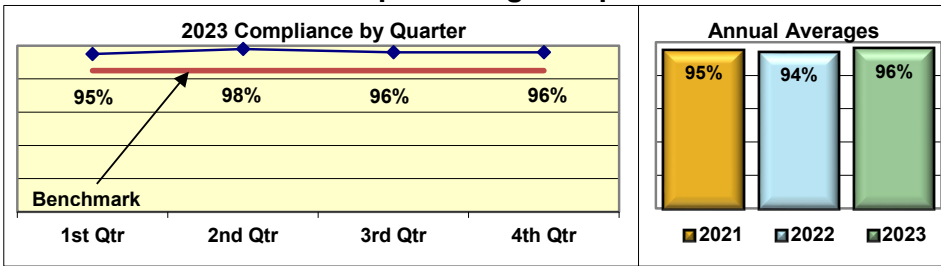
Percent of Claims for Compensation Denied
(Initial Indemnity NOCs / Claims for Compensation)

42%

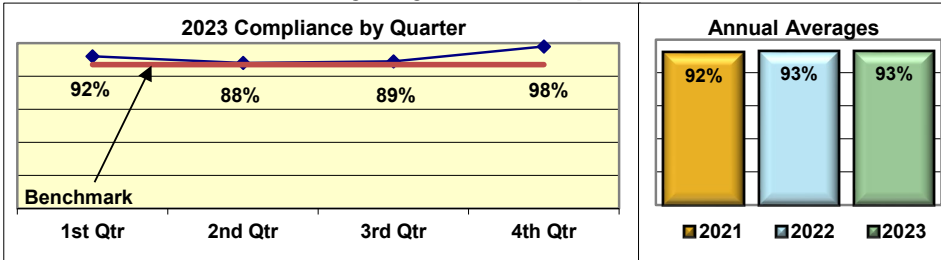
Annual Compliance Report 01/01/2023-12/31/2023

MAINE MUNICIPAL ASSOCIATION

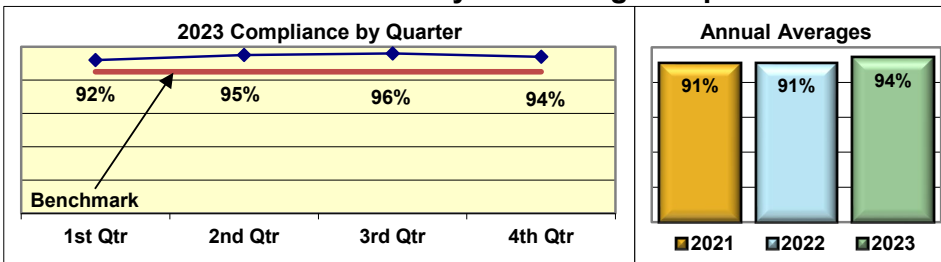
Lost Time First Report Filing Compliance



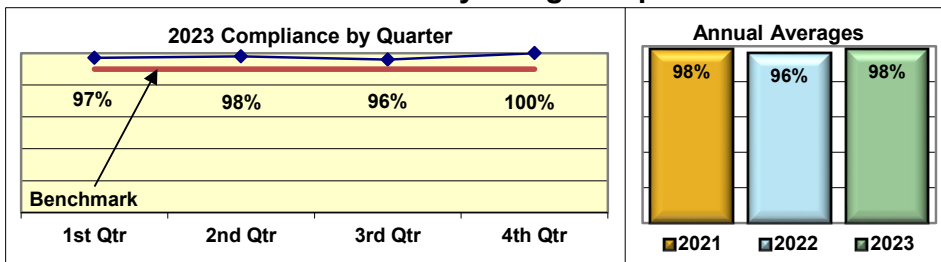
Initial Indemnity Payment Compliance



Initial Memorandum of Payment Filing Compliance



Initial Notice of Controversy Filing Compliance



Summary

Maine Municipal Association is a trust of self-insured employers that administered claims in 2023 under the following names:

Bangor, City of
Maine Municipal Association
Portland, City of

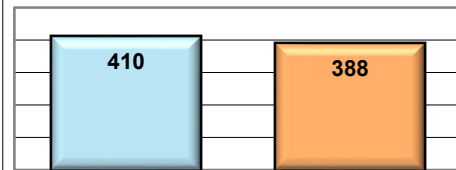
Utilization Analysis

Lost Time First Reports Received



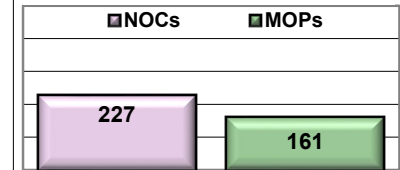
Activity on Lost Time First Reports

■ No Activity Required ■ Claims for Compensation



Activity on Claims for Compensation

■ NOCs ■ MOPs



Percent of Lost Time First Reports Denied
(Initial Indemnity NOCs / Lost Time First Reports)

28%

Percent of Claims for Compensation Denied
(Initial Indemnity NOCs / Claims for Compensation)

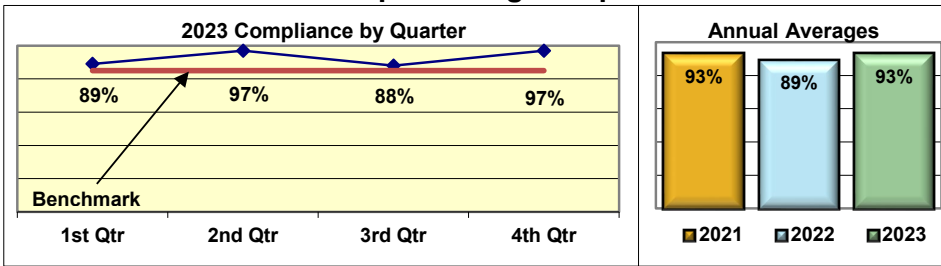
59%

Annual Compliance Report

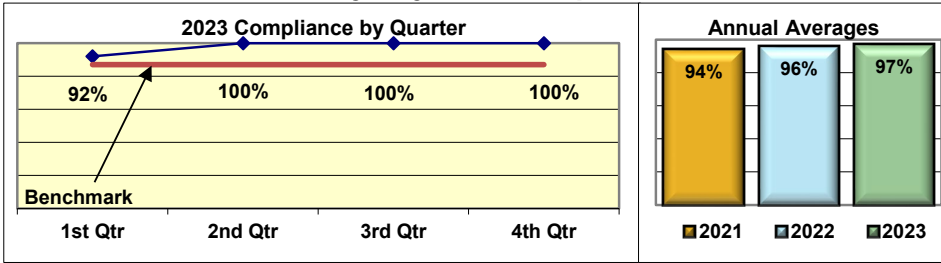
01/01/2023-12/31/2023

MAINE SCHOOL MANAGEMENT ASSOCIATION

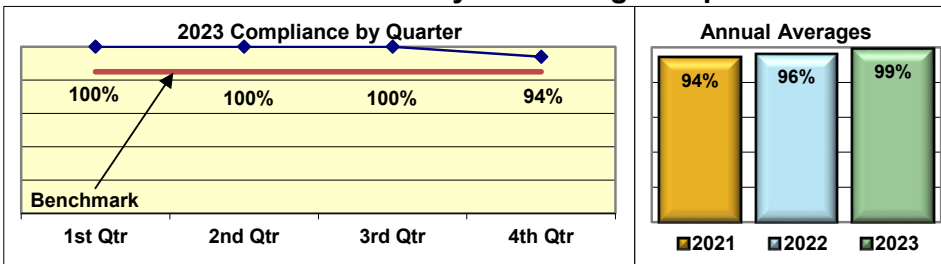
Lost Time First Report Filing Compliance




Initial Indemnity Payment Compliance



Initial Memorandum of Payment Filing Compliance



Initial Notice of Controversy Filing Compliance



Summary

Maine School Management Association is a trust of self-insured employers that administered claims in 2023 under the following name:

Maine School Management Assoc.
WC Trust

Utilization Analysis

Lost Time First Reports Received



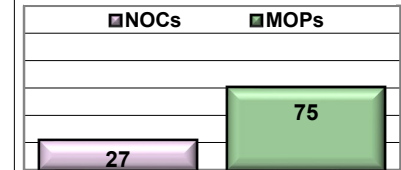
Activity on Lost Time First Reports

■ No Activity Required ■ Claims for Compensation



Activity on Claims for Compensation

■ NOCs ■ MOPs



Percent of Lost Time First Reports Denied
(Initial Indemnity NOCs / Lost Time First Reports)

10%

Percent of Claims for Compensation Denied
(Initial Indemnity NOCs / Claims for Compensation)

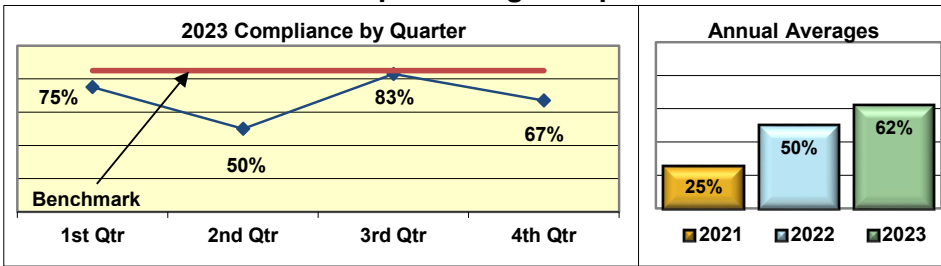
26%

Annual Compliance Report

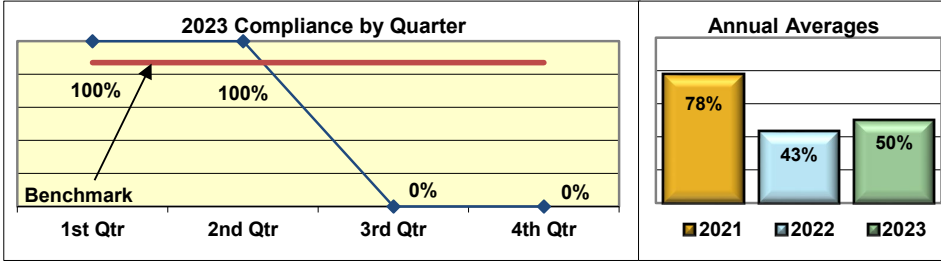
01/01/2023-12/31/2023

NEXT LEVEL ADMINISTRATOR LLC

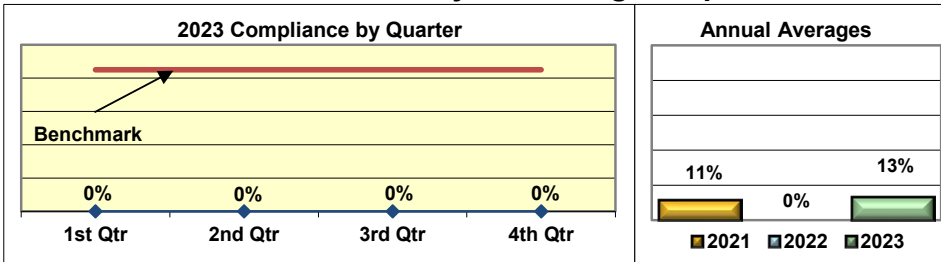
Lost Time First Report Filing Compliance



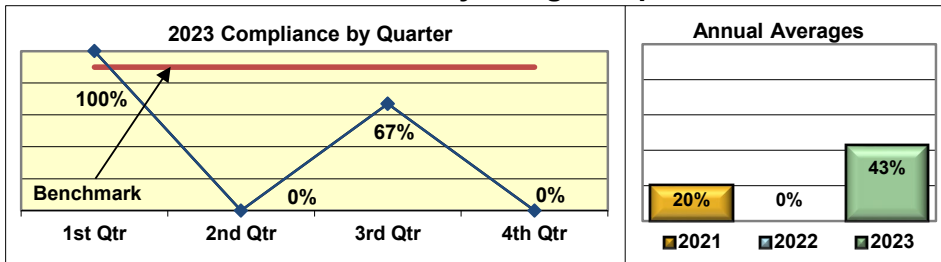
Initial Indemnity Payment Compliance



Initial Memorandum of Payment Filing Compliance



Initial Notice of Controversy Filing Compliance



Summary

Next Level Administrator LLC is an insurer that administered its own claims and used a third party administrator in 2023 under the following rating company:

United Wisconsin Insurance Company

Next Level Administrator LLC used the following third party in 2023:

Cannon Cochran Management Svcs.

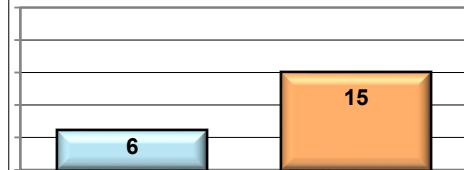
Utilization Analysis

Lost Time First Reports Received



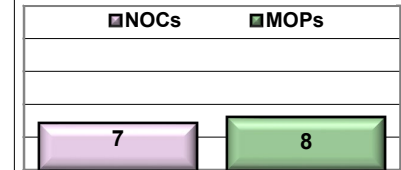
Activity on Lost Time First Reports

■ No Activity Required ■ Claims for Compensation



Activity on Claims for Compensation

■ NOCs ■ MOPs



Percent of Lost Time First Reports Denied
(Initial Indemnity NOCs / Lost Time First Reports)

33%

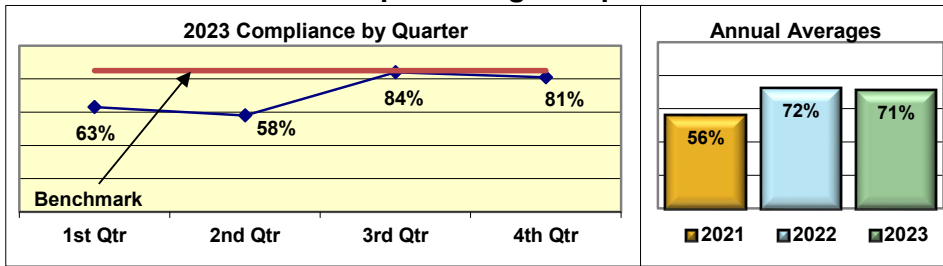
Percent of Claims for Compensation Denied
(Initial Indemnity NOCs / Claims for Compensation)

47%

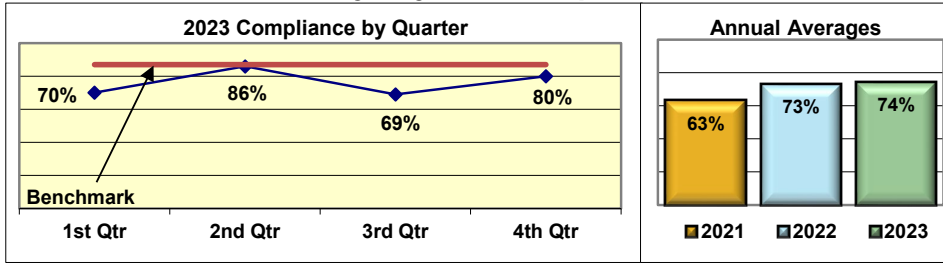
Annual Compliance Report 01/01/2023-12/31/2023

OLD REPUBLIC INSURANCE

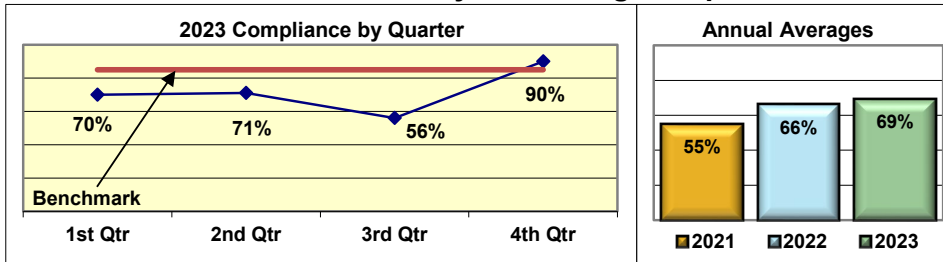
Lost Time First Report Filing Compliance



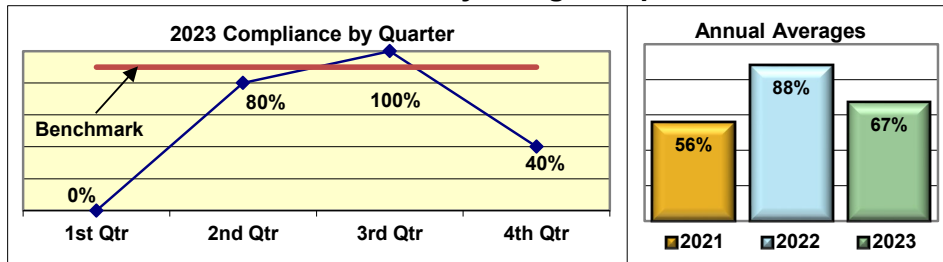
Initial Indemnity Payment Compliance



Initial Memorandum of Payment Filing Compliance



Initial Notice of Controversy Filing Compliance



Summary

Old Republic Insurance is an insurer that used third parties to administer claims in 2023 under the following rating companies:

Great West Casualty
Old Republic Insurance

Old Republic Insurance used the following third parties in 2023:

Broadspire Services
Cannon Cochran Management Svcs.
CorVel Enterprise Comp.
ESIS
Gallagher Bassett Services
Helmsman Management Services
Sedgwick Claims Management Svcs.


Utilization Analysis

Lost Time First Reports Received



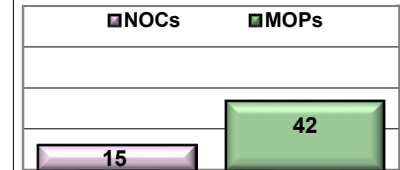
Activity on Lost Time First Reports

■ No Activity Required ■ Claims for Compensation



Activity on Claims for Compensation

■ NOCs ■ MOPs



Percent of Lost Time First Reports Denied
(Initial Indemnity NOCs / Lost Time First Reports)

11%

Percent of Claims for Compensation Denied
(Initial Indemnity NOCs / Claims for Compensation)

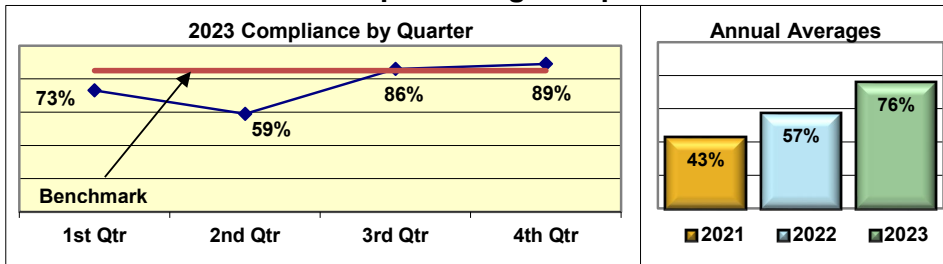
26%

Annual Compliance Report

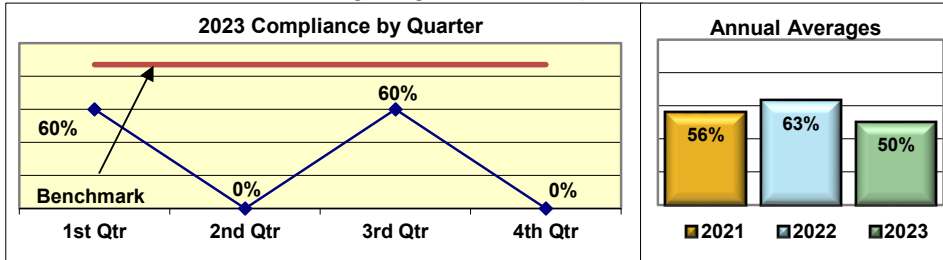
01/01/2023-12/31/2023

PENNSYLVANIA MANUFACTURERS' ASSOCIATION

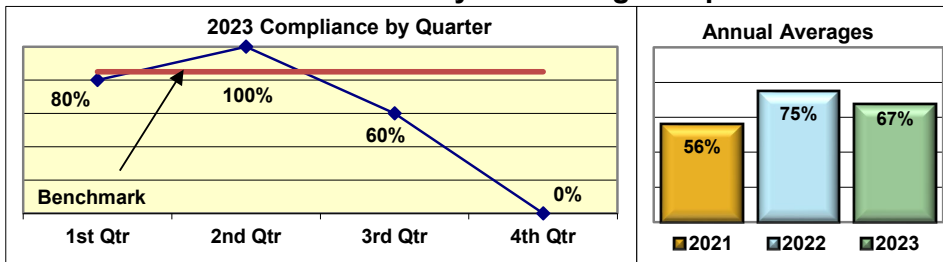
Lost Time First Report Filing Compliance



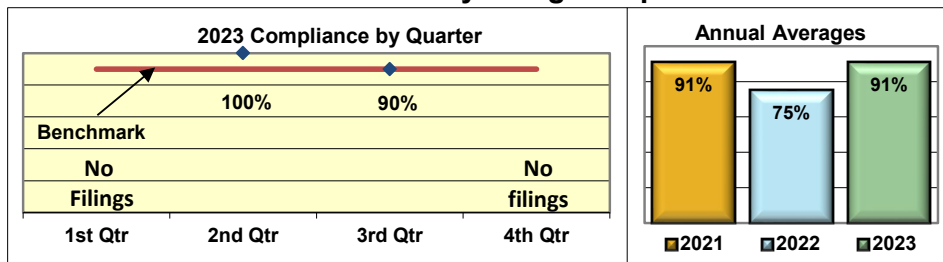
Initial Indemnity Payment Compliance



Initial Memorandum of Payment Filing Compliance



Initial Notice of Controversy Filing Compliance



Summary

Pennsylvania Manufacturers' Association is an insurer that used third parties to administer claims in 2023 under the following rating companies:

Manufacturers Alliance Insurance
 Pennsylvania Mfg. Assn. Insurance
 Pennsylvania Mfg. Indemnity

Pennsylvania Manufacturers' Association used the following third parties in 2023:

Gallagher Bassett Services
 The American Equity Underwriters


Utilization Analysis

Lost Time First Reports Received



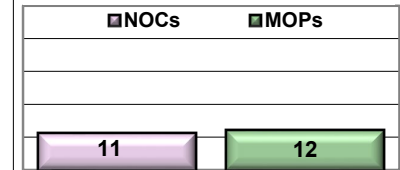
Activity on Lost Time First Reports

■ No Activity Required ■ Claims for Compensation



Activity on Claims for Compensation

■ NOCs ■ MOPs



Percent of Lost Time First Reports Denied
 (Initial Indemnity NOCs / Lost Time First Reports)

15%

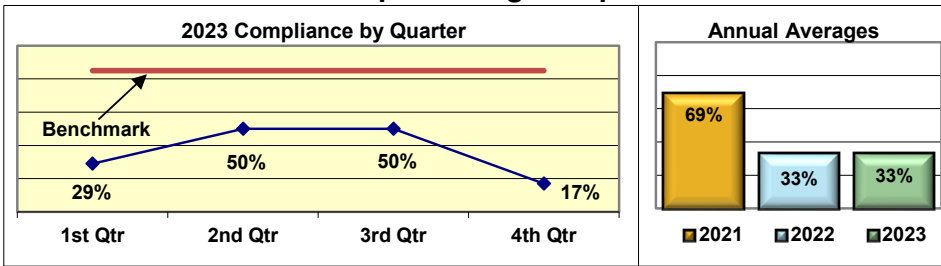
Percent of Claims for Compensation Denied
 (Initial Indemnity NOCs / Claims for Compensation)

48%

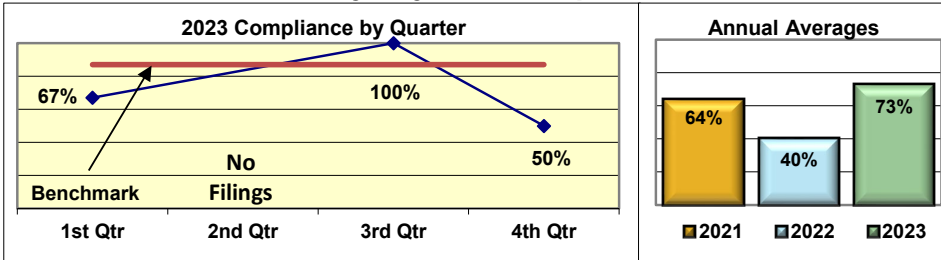
Annual Compliance Report 01/01/2023-12/31/2023

PROTECTIVE INSURANCE

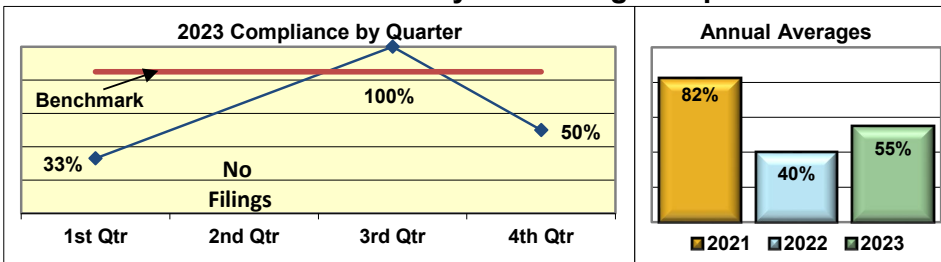
Lost Time First Report Filing Compliance




Initial Indemnity Payment Compliance



Initial Memorandum of Payment Filing Compliance



Initial Notice of Controversy Filing Compliance



Summary

Protective Insurance is an insurer that used third parties to administer claims in 2023 under the following rating company:

Protective Insurance

Protective Insurance used the following third parties in 2023:

Broadspire Services


Utilization Analysis

Lost Time First Reports Received



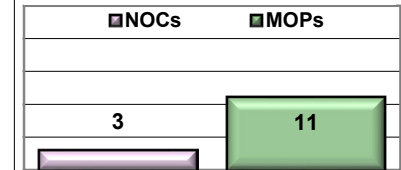
Activity on Lost Time First Reports

■ No Activity Required ■ Claims for Compensation



Activity on Claims for Compensation

■ NOCs ■ MOPs



Percent of Lost Time First Reports Denied
(Initial Indemnity NOCs / Lost Time First Reports)

14%

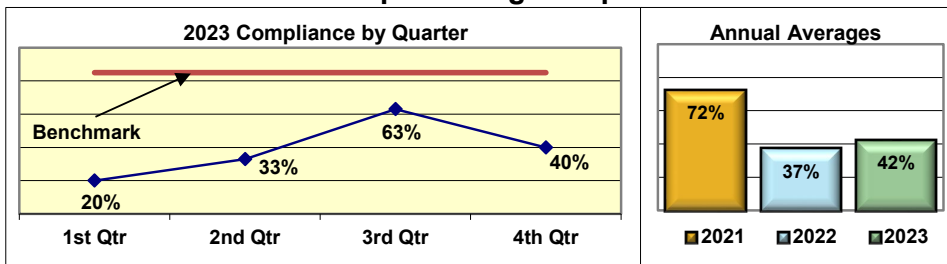
Percent of Claims for Compensation Denied
(Initial Indemnity NOCs / Claims for Compensation)

21%

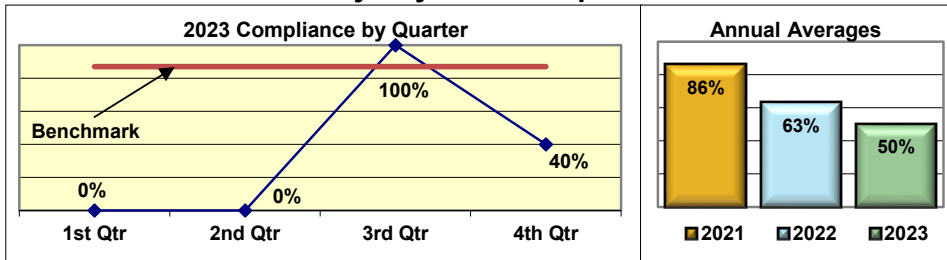
Annual Compliance Report 01/01/2023-12/31/2023

QBE INSURANCE

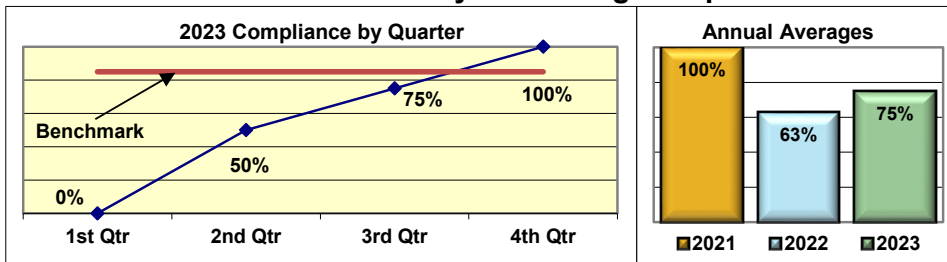
Lost Time First Report Filing Compliance



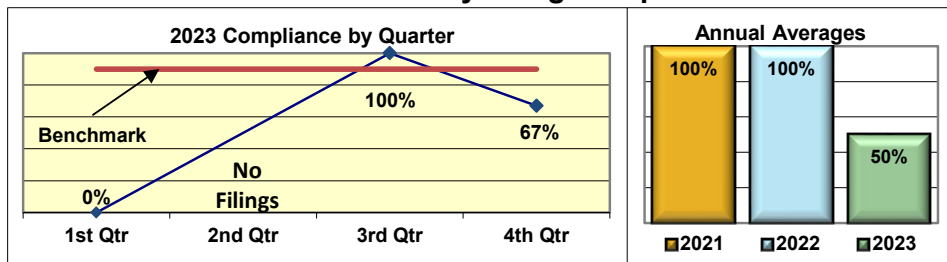
Initial Indemnity Payment Compliance



Initial Memorandum of Payment Filing Compliance



Initial Notice of Controversy Filing Compliance



Summary

QBE Insurance is an insurer that used third parties to administer claims in 2023 under the following rating companies:

General Casualty Co. of Wisconsin
Praetorian Insurance
QBE Insurance
Regent Insurance
Stonington Insurance

QBE Insurance used the following third parties in 2023:

Gallagher Bassett Services
Sedgwick Claims Management Svcs.

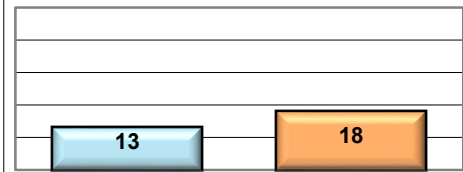
Utilization Analysis

Lost Time First Reports Received



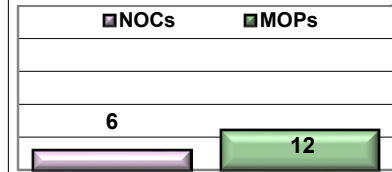
Activity on Lost Time First Reports

■ No Activity Required ■ Claims for Compensation



Activity on Claims for Compensation

■ NOCs ■ MOPs



Percent of Lost Time First Reports Denied
(Initial Indemnity NOCs / Lost Time First Reports)

19%

Percent of Claims for Compensation Denied
(Initial Indemnity NOCs / Claims for Compensation)

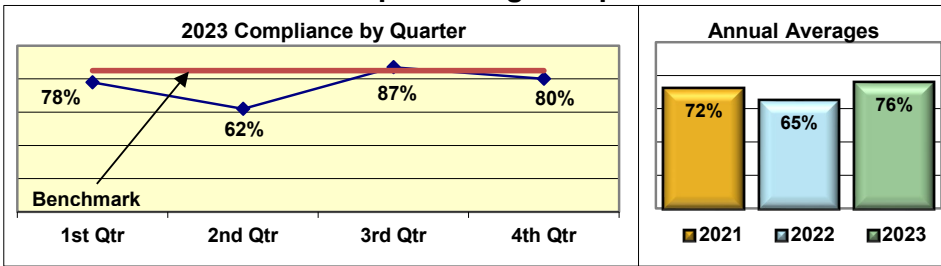
33%

Annual Compliance Report

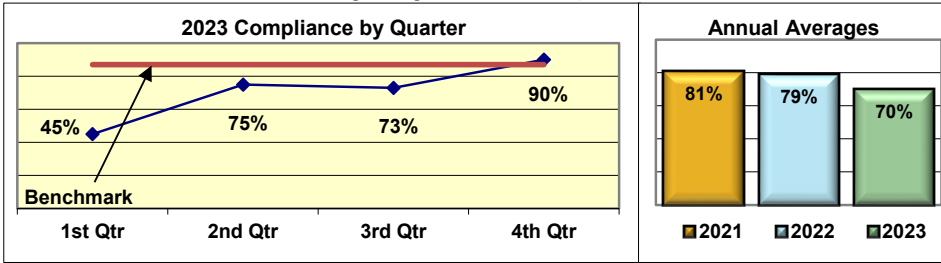
01/01/2023-12/31/2023

SAFETY NATIONAL INSURANCE

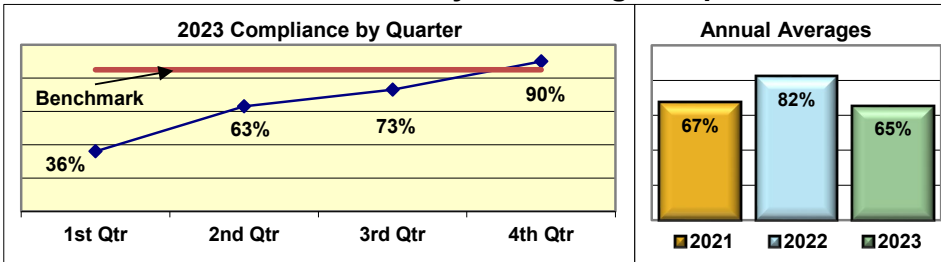
Lost Time First Report Filing Compliance




Initial Indemnity Payment Compliance



Initial Memorandum of Payment Filing Compliance



Initial Notice of Controversy Filing Compliance



Summary

Safety National Insurance is an insurer that used third parties to administer claims in 2023 under the following rating company:

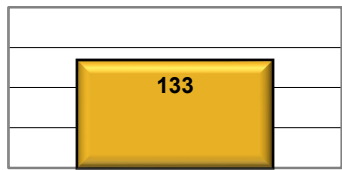
Safety National Casualty Corp.

Safety National Insurance used the following third parties in 2023:

- Broadspire Services
- Constitution State Services
- CorVel Enterprise Comp.
- Gallagher Bassett Services
- Helmsman Management Services
- Sedgwick Claims Management Svcs.
- Tristar Claims Management Services

Utilization Analysis

Lost Time First Reports Received



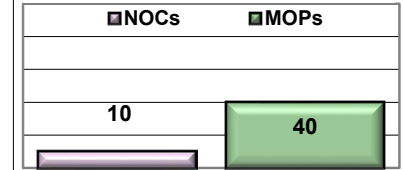
Activity on Lost Time First Reports

■ No Activity Required ■ Claims for Compensation



Activity on Claims for Compensation

■ NOCs ■ MOPs



Percent of Lost Time First Reports Denied
(Initial Indemnity NOCs / Lost Time First Reports)

8%

Percent of Claims for Compensation Denied
(Initial Indemnity NOCs / Claims for Compensation)

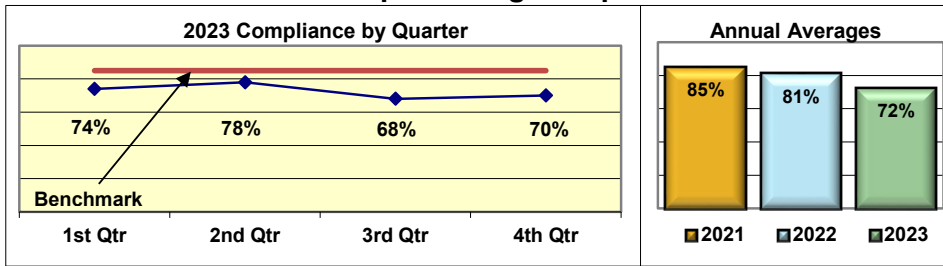
20%

Annual Compliance Report

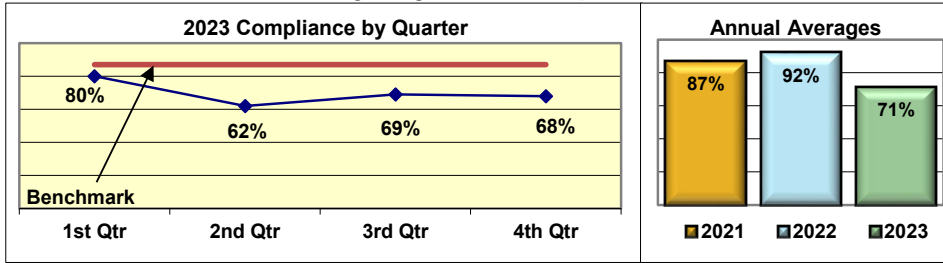
01/01/2023-12/31/2023

SEDGWICK CLAIMS MANAGEMENT SERVICES

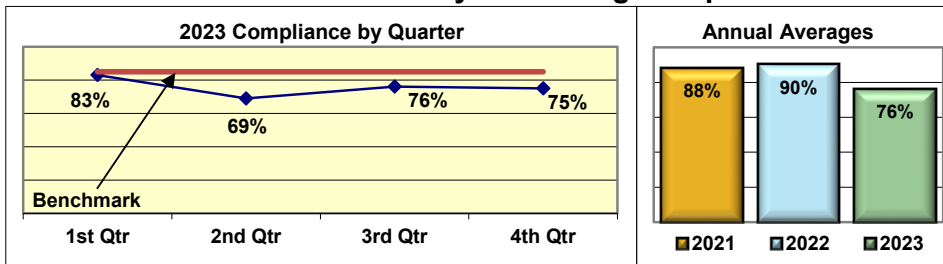
Lost Time First Report Filing Compliance



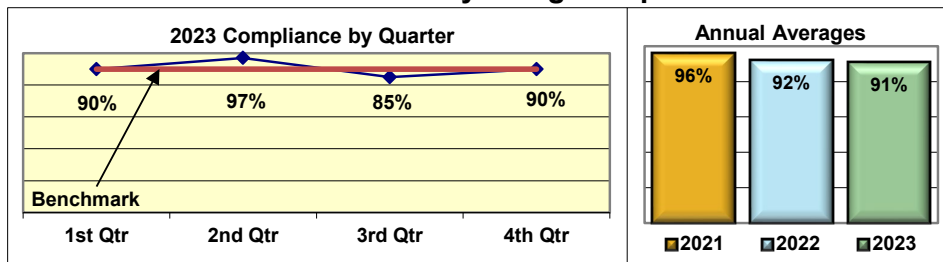
Initial Indemnity Payment Compliance



Initial Memorandum of Payment Filing Compliance



Initial Notice of Controversy Filing Compliance



Summary

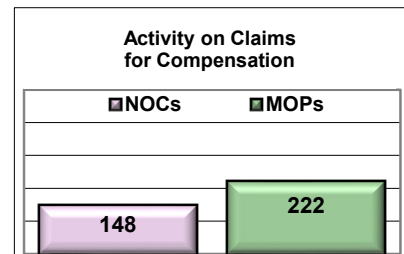

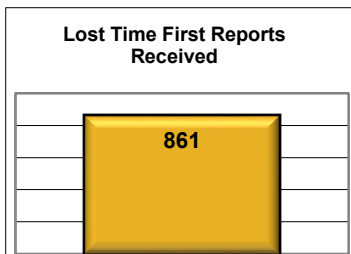
Sedgwick Claims Management Services is a third party administrator that administered claims in 2023 for the following rating companies:

- ACE American Insurance
- AIU Insurance
- American Zurich Insurance
- Arch Insurance
- Clear Spring Property & Casualty
- Continental Insurance Company
- Electric Insurance
- Everest National Insurance
- Everest Premier Insurance Company
- General Casualty Co. of Wisconsin
- Indemnity Ins. Co. of No. America
- LM Insurance Corp.
- National Union Fire Ins. of Pitts.
- New Hampshire Insurance
- NGM Insurance
- Old Republic Insurance
- Praetorian Insurance
- Prop. & Cas. Ins. Co. of Hartford
- QBE Insurance
- Safety National Casualty Corp.
- Standard Fire Insurance
- Starr Indemnity & Liability
- Starr Specialty Insurance
- Stonington Insurance
- XL Insurance America
- XL Specialty Insurance

and self-insured employers:

- BJME Operating Corp.
- Federal Express Corporation
- FedEx Ground Package System
- Lowes Home Centers LLC
- Macy's Retail Holdings
- Tambrands Inc.

Utilization Analysis



Percent of Lost Time First Reports Denied
(Initial Indemnity NOCs / Lost Time First Reports)

17%

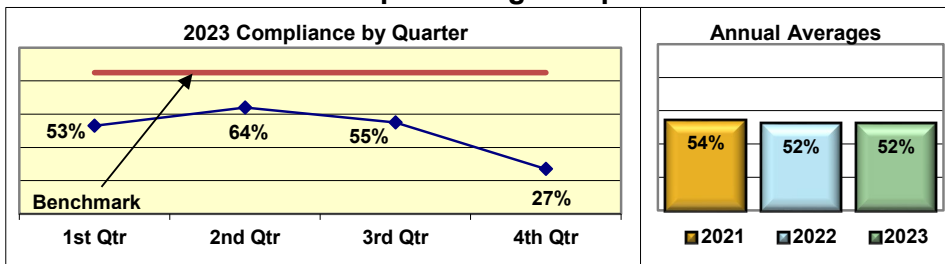
Percent of Claims for Compensation Denied
(Initial Indemnity NOCs / Claims for Compensation)

40%

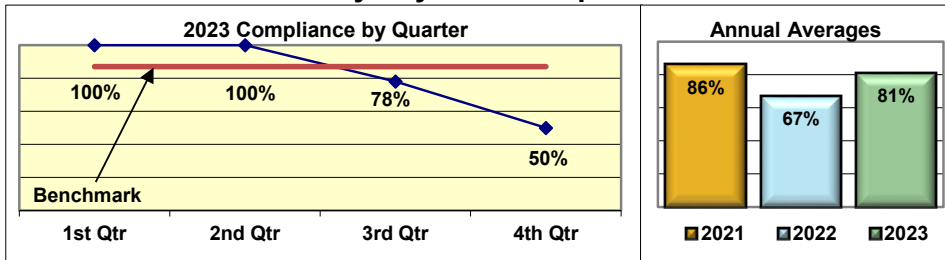
Annual Compliance Report 01/01/2023-12/31/2023

SENTRY INSURANCE

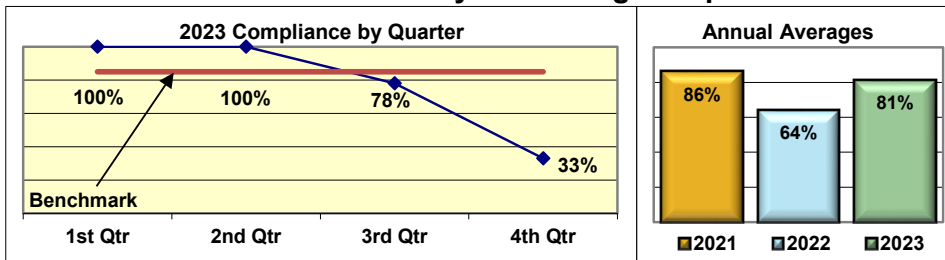
Lost Time First Report Filing Compliance



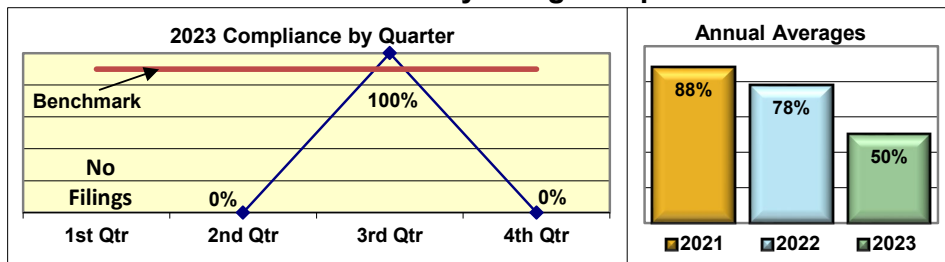
Initial Indemnity Payment Compliance



Initial Memorandum of Payment Filing Compliance



Initial Notice of Controversy Filing Compliance




Summary

Sentry Insurance is an insurer that administered its own claims in 2023 under the following rating companies:

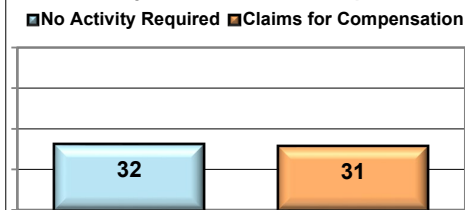
- Florists Mutual Insurance
- Middlesex Insurance
- Sentry Casualty
- Sentry Insurance
- Sentry Select Insurance

Utilization Analysis

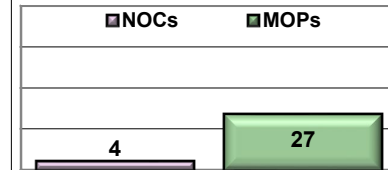
Lost Time First Reports Received



Activity on Lost Time First Reports



Activity on Claims for Compensation



Percent of Lost Time First Reports Denied
(Initial Indemnity NOCs / Lost Time First Reports)

6%

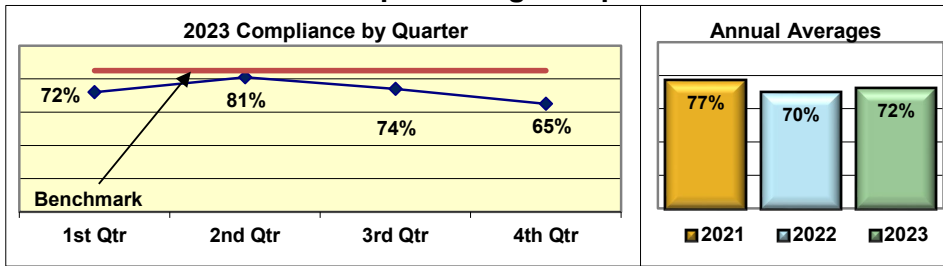
Percent of Claims for Compensation Denied
(Initial Indemnity NOCs / Claims for Compensation)

13%

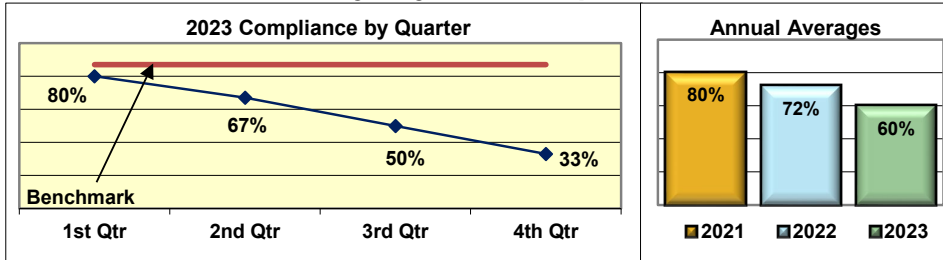
Annual Compliance Report 01/01/2023-12/31/2023

STARR INDEMNITY INSURANCE

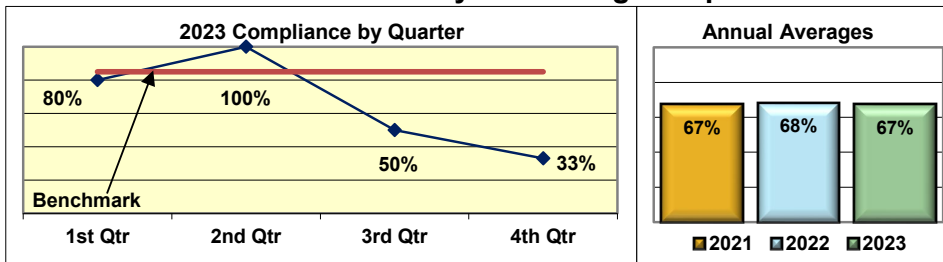
Lost Time First Report Filing Compliance



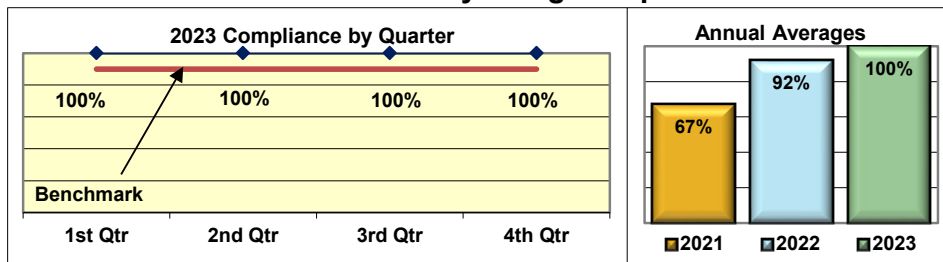
Initial Indemnity Payment Compliance



Initial Memorandum of Payment Filing Compliance



Initial Notice of Controversy Filing Compliance



Summary

Starr Indemnity Insurance Liability is an insurer that used third parties to administer claims in 2023 under the following rating companies:

Starr Indemnity & Liability
Starr Specialty Insurance

Starr Indemnity & Liability used the following third parties in 2023:

Broadspire Services
ESIS
Gallagher Bassett Services
Sedgwick Claims Management Svcs.

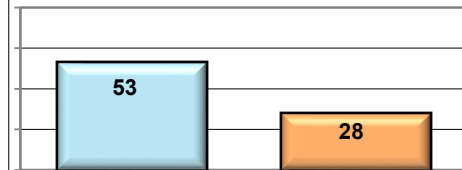
Utilization Analysis

Lost Time First Reports Received



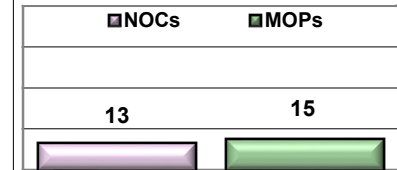
Activity on Lost Time First Reports

■ No Activity Required ■ Claims for Compensation



Activity on Claims for Compensation

■ NOCs ■ MOPs



Percent of Lost Time First Reports Denied
(Initial Indemnity NOCs / Lost Time First Reports)

16%

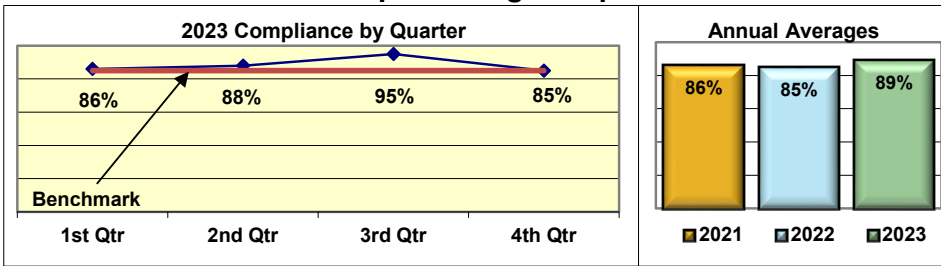
Percent of Claims for Compensation Denied
(Initial Indemnity NOCs / Claims for Compensation)

46%

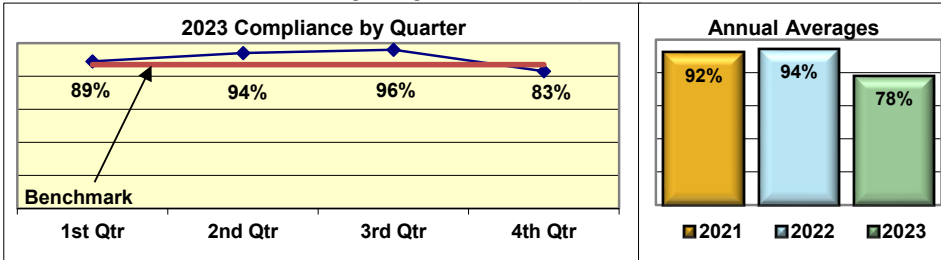
Annual Compliance Report 01/01/2023-12/31/2023

STATE OF MAINE WORKERS' COMP TRUST

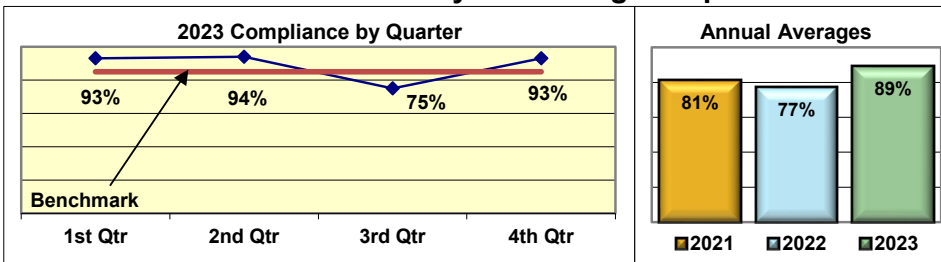
Lost Time First Report Filing Compliance



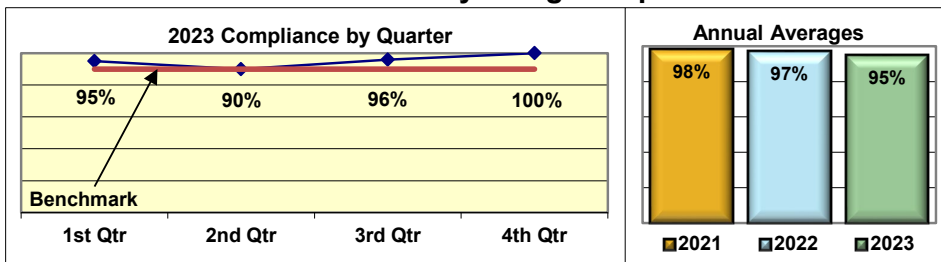
Initial Indemnity Payment Compliance



Initial Memorandum of Payment Filing Compliance



Initial Notice of Controversy Filing Compliance



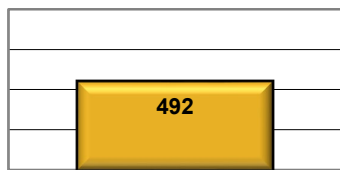
Summary

State of Maine Workers' Compensation Trust is a self-insured employer that administered its own claims in 2023 under the following name:

State of Maine Workers' Comp. Div


Utilization Analysis

Lost Time First Reports Received



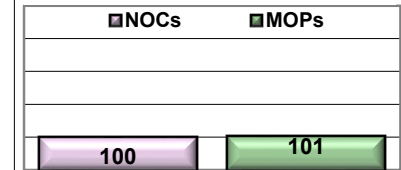
Activity on Lost Time First Reports

■ No Activity Required ■ Claims for Compensation



Activity on Claims for Compensation

■ NOCs ■ MOPs



Percent of Lost Time First Reports Denied
(Initial Indemnity NOCs / Lost Time First Reports)

20%

Percent of Claims for Compensation Denied
(Initial Indemnity NOCs / Claims for Compensation)

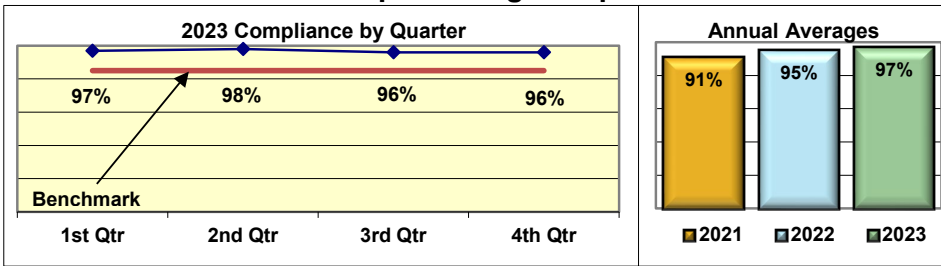
50%

Annual Compliance Report

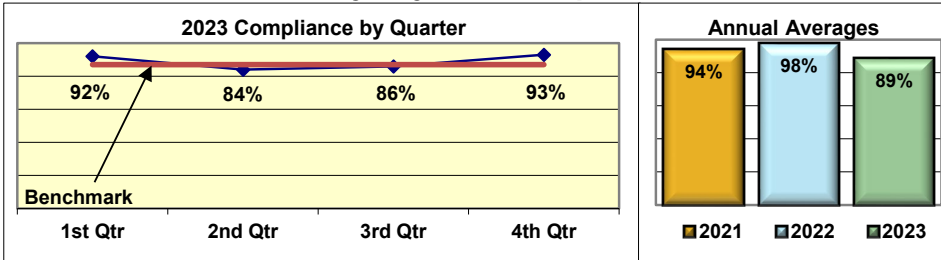
01/01/2023-12/31/2023

SYNERNET

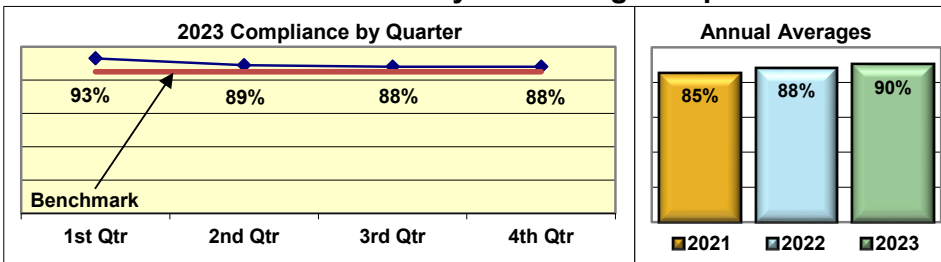
Lost Time First Report Filing Compliance




Initial Indemnity Payment Compliance



Initial Memorandum of Payment Filing Compliance



Initial Notice of Controversy Filing Compliance



Summary

Synernet is a third party administrator that administered claims in 2023 for the following self-insured employers:

MaineHealth Workers' Comp.
Synernet Workers' Comp Fund


Utilization Analysis

Lost Time First Reports Received



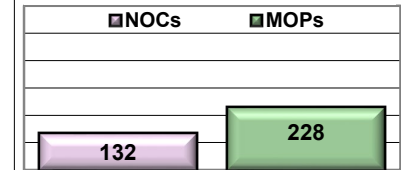
Activity on Lost Time First Reports

■ No Activity Required ■ Claims for Compensation



Activity on Claims for Compensation

■ NOCs ■ MOPs



Percent of Lost Time First Reports Denied
(Initial Indemnity NOCs / Lost Time First Reports)

14%

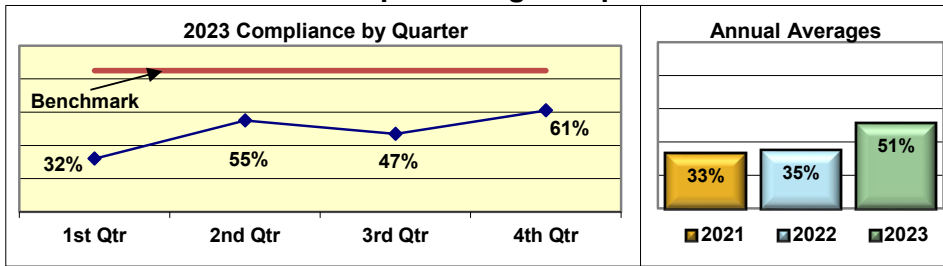
Percent of Claims for Compensation Denied
(Initial Indemnity NOCs / Claims for Compensation)

37%

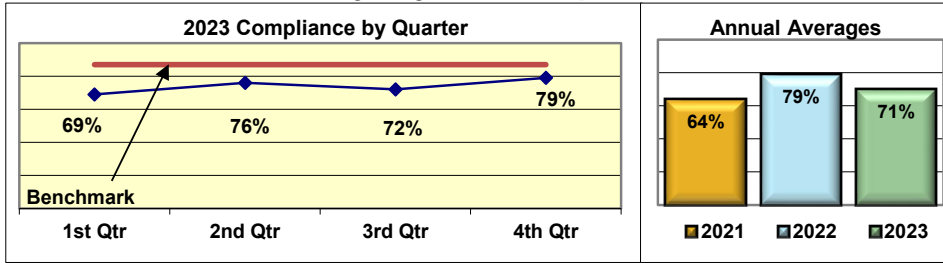
Annual Compliance Report 01/01/2023-12/31/2023

TRAVELERS INSURANCE

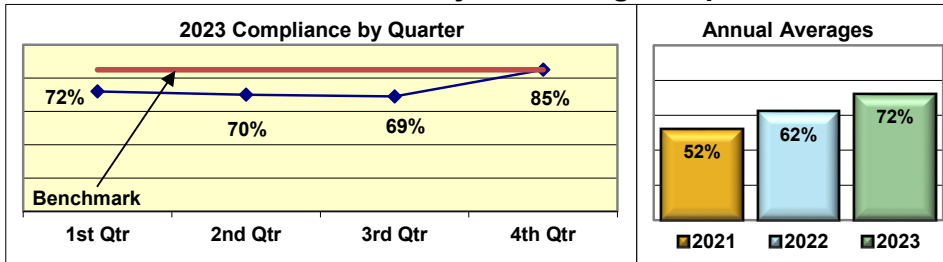
Lost Time First Report Filing Compliance



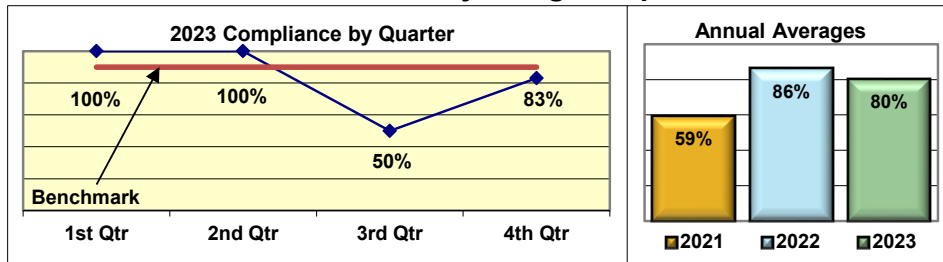
Initial Indemnity Payment Compliance



Initial Memorandum of Payment Filing Compliance



Initial Notice of Controversy Filing Compliance



Summary

Travelers Insurance is an insurer that administered its own claims and used third parties to administer claims in 2023 under the following rating companies:

- Charter Oak Fire Insurance
- Farmington Casualty
- Phoenix Insurance
- Standard Fire Insurance
- Travelers Casualty & Surety
- Travelers Cas. Ins. Co. of America
- Travelers Commercial Casualty
- Travelers Indemnity Co. of America
- Travelers Prop. Cas. Co. of America

Travelers Insurance used the following third parties in 2023:

- Constitution State Services
- Sedgwick Claims Management Svcs.

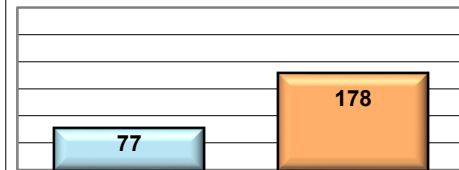
Utilization Analysis

Lost Time First Reports Received

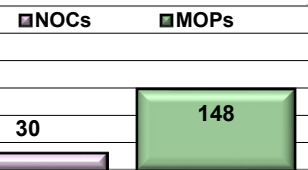


Activity on Lost Time First Reports

■ No Activity Required ■ Claims for Compensation



Activity on Claims for Compensation



Percent of Lost Time First Reports Denied
(Initial Indemnity NOCs / Lost Time First Reports)

12%


Percent of Claims for Compensation Denied
(Initial Indemnity NOCs / Claims for Compensation)

17%

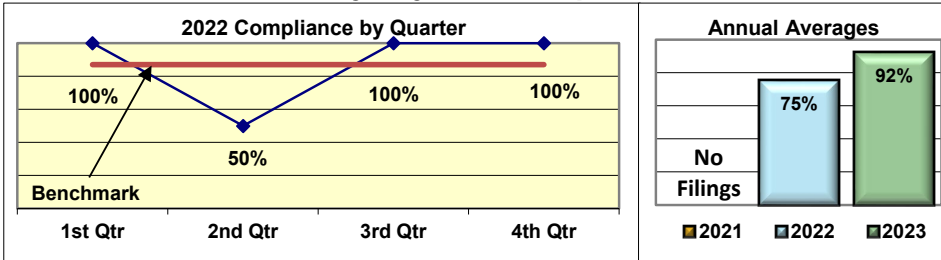
Annual Compliance Report 01/01/2023-12/31/2023

VANLINER INSURANCE

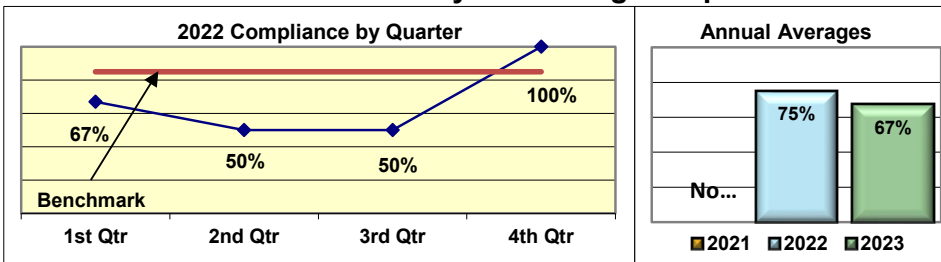
Lost Time First Report Filing Compliance




Initial Indemnity Payment Compliance



Initial Memorandum of Payment Filing Compliance



Initial Notice of Controversy Filing Compliance




Summary

Vanliner Insurance is an insurer that administered its own claims in 2023 under the following rating company:

Vanliner Insurance

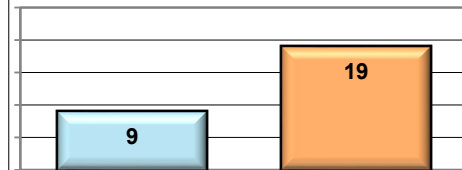
Utilization Analysis

Lost Time First Reports Received



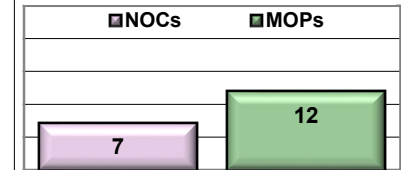
Activity on Lost Time First Reports

■ No Activity Required ■ Claims for Compensation



Activity on Claims for Compensation

■ NOCs ■ MOPs



Percent of Lost Time First Reports Denied
(Initial Indemnity NOCs / Lost Time First Reports)

25%

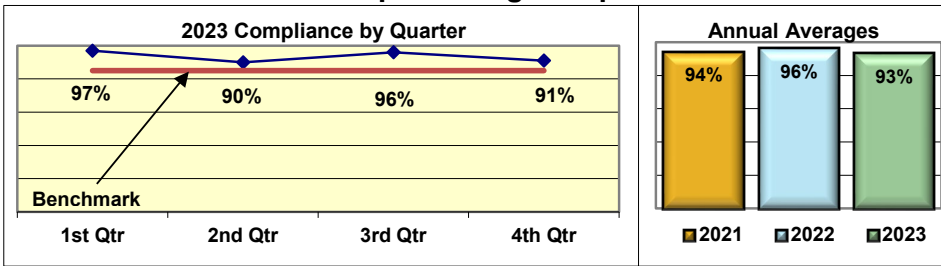
Percent of Claims for Compensation Denied
(Initial Indemnity NOCs / Claims for Compensation)

37%

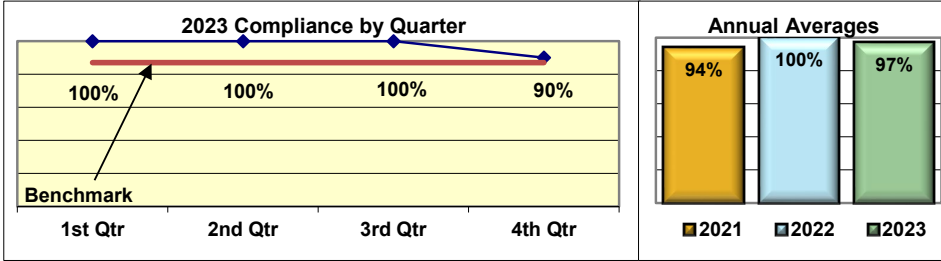
Annual Compliance Report 01/01/2023-12/31/2023

WALMART CLAIMS SERVICES

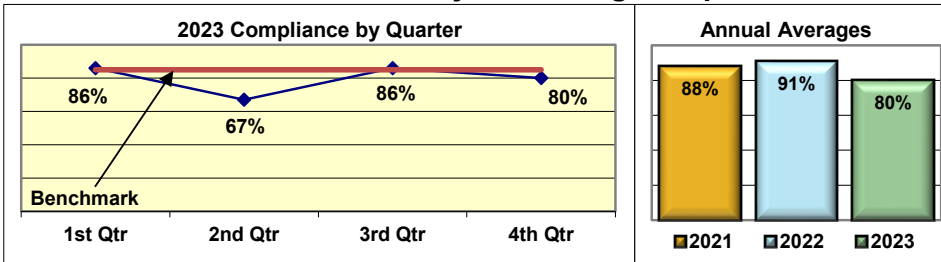
Lost Time First Report Filing Compliance




Initial Indemnity Payment Compliance



Initial Memorandum of Payment Filing Compliance



Initial Notice of Controversy Filing Compliance



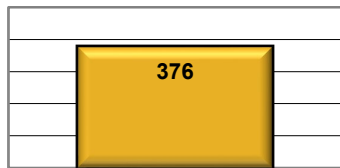
Summary

Walmart Claims Services is a self-insured employer that administered its own claims in 2023 under the following name:

Walmart Associates Inc.

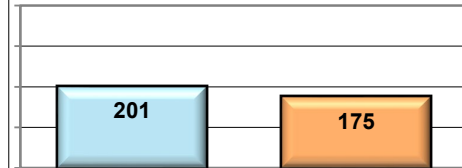
Utilization Analysis

Lost Time First Reports Received



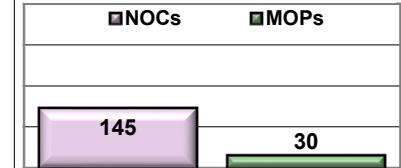
Activity on Lost Time First Reports

■ No Activity Required ■ Claims for Compensation



Activity on Claims for Compensation

■ NOCs ■ MOPs



Percent of Lost Time First Reports Denied
(Initial Indemnity NOCs / Lost Time First Reports)

39%

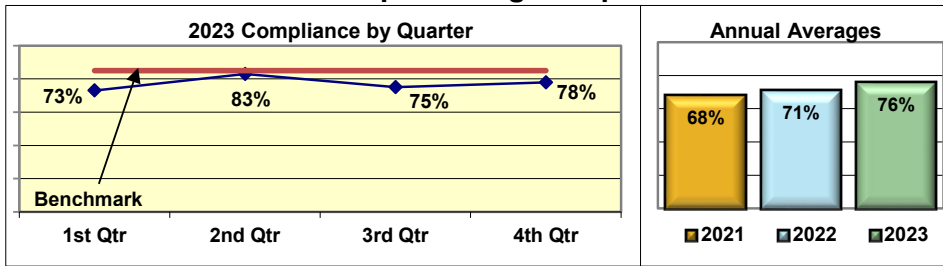
Percent of Claims for Compensation Denied
(Initial Indemnity NOCs / Claims for Compensation)

83%

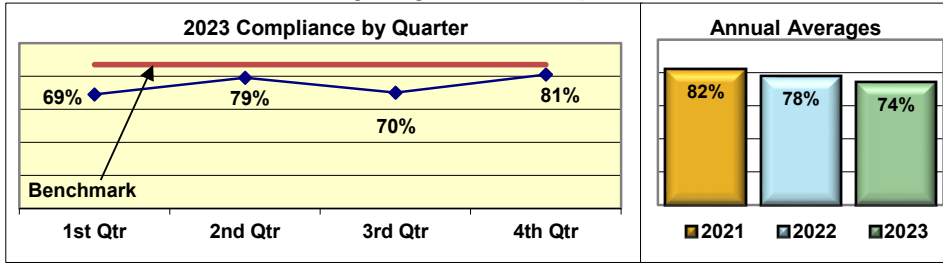
Annual Compliance Report 01/01/2023-12/31/2023

ZURICH INSURANCE

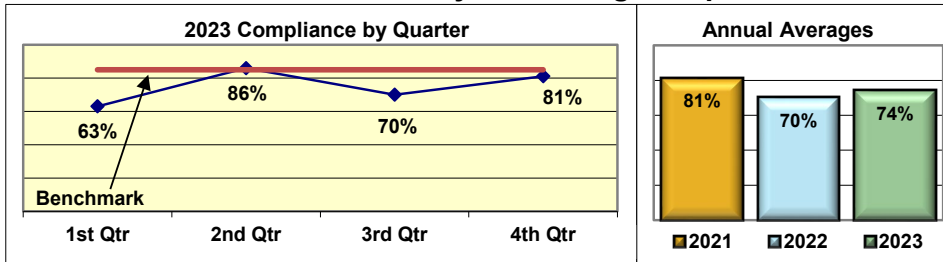
Lost Time First Report Filing Compliance



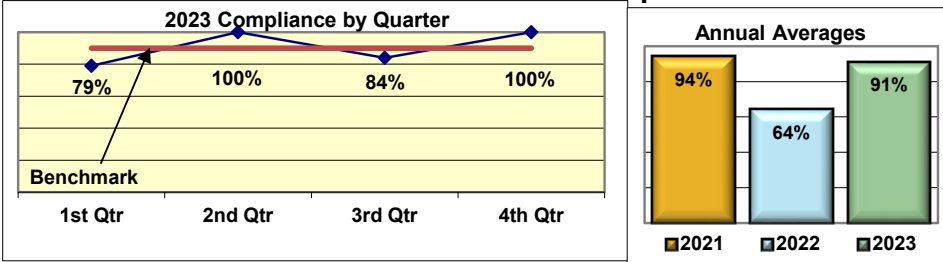
Initial Indemnity Payment Compliance



Initial Memorandum of Payment Filing Compliance



Initial Notice of Controversy Filing Compliance



Summary

Zurich Insurance is an insurer that administered its own claims and used third parties to administer claims in 2023 under the following rating companies:

- American Guarantee & Liability
- American Zurich Insurance
- Zurich American Insurance
- Zurich American Ins. Co. of Illinois

Zurich Insurance used the following third parties in 2023:

- Broadspire Services
- Chesterfield Services
- CorVel Enterprise Comp.
- Cottingham & Butler Claims Services
- ESIS
- Gallagher Bassett Services
- Sedgwick Claims Management Svcs.

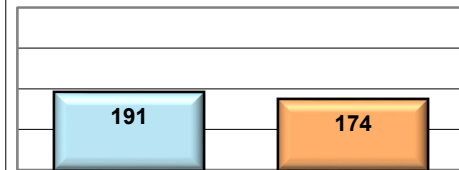
Utilization Analysis

Lost Time First Reports Received



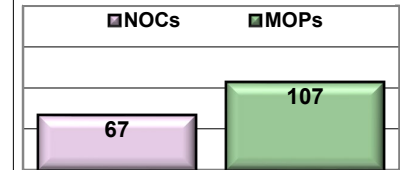
Activity on Lost Time First Reports

■ No Activity Required ■ Claims for Compensation



Activity on Claims for Compensation

■ NOCs ■ MOPs



Percent of Lost Time First Reports Denied
(Initial Indemnity NOCs / Lost Time First Reports)

18%

Percent of Claims for Compensation Denied
(Initial Indemnity NOCs / Claims for Compensation)

39%

INSURANCE GROUP COMPLIANCE

Lost Time FROI and Initial Indemnity Payments

Annual 2023

1/1/2023 - 12/31/2023

Insurance Company	Total Lost Time FROIs Filed	Lost Time FROIs Filed Timely	Compliance Percentage	Total Initial Indemnity Payments Made	Initial Indemnity Payments Made Timely	Compliance Percentage
ACADIA INSURANCE	FROIs Filed	Timely FROIs	Compliance	Payments Made	Timely Payments	Compliance
CA010 ACADIA INSURANCE	165	137	83%	64	59	92%
Total	165	137	83% ▼	64	59	92% ▲
ACADIA INSURANCE Group Total	165	137	83% ▼	64	59	92% ▲
ACCIDENT FUND INSURANCE	FROIs Filed	Timely FROIs	Compliance	Payments Made	Timely Payments	Compliance
ACCIDENT FUND INSURANCE	*	*	*	*	*	*
Total	*	*	*	*	*	*
ACCIDENT FUND INSURANCE TPA Administered Claims						
CA190 GALLAGHER BASSETT SERVICES	8	4	50%	4	3	75%
TPA Total	8	4	50% ▼	4	3	75% ▼
ACCIDENT FUND INSURANCE Group Total	8	4	50% ▼	4	3	75% ▼
ACUITY MUTUAL INSURANCE	FROIs Filed	Timely FROIs	Compliance	Payments Made	Timely Payments	Compliance
CA418 ACUITY MUTUAL INSURANCE	10	10	100%	1	1	100%
Total	10	10	100% ▲	1	1	100% ▲
ACUITY MUTUAL INSURANCE Group Total	10	10	100% ▲	1	1	100% ▲
AIG INSURANCE	FROIs Filed	Timely FROIs	Compliance	Payments Made	Timely Payments	Compliance
CA015 AIG CLAIMS, INC	*	*	*	*	*	*
Total	*	*	*	*	*	*
AIG INSURANCE TPA Administered Claims						
CA040 BROADSPIRE SERVICES	10	10	100%	2	2	100%
CA070 CANNON COCHRAN MANAGEMENT SERVICES	1	0	0%	No Filings	No Filings	No Filings
CA116 CORVEL ENTERPRISE COMP	22	12	55%	8	2	25%
CA160 ESIS	29	21	72%	23	20	87%
CA190 GALLAGHER BASSETT SERVICES	119	100	84%	27	15	56%
CA204 HELMSMAN MANAGEMENT SERVICES	26	14	54%	8	7	88%
CA300 SEDGWICK CLAIMS MANAGEMENT SERVICES	149	100	67%	42	31	74%
TPA Total	356	257	72% ▼	110	77	70% ▼
AIG INSURANCE Group Total	356	257	72% ▼	110	77	70% ▼
AIM MUTUAL GROUP	FROIs Filed	Timely FROIs	Compliance	Payments Made	Timely Payments	Compliance
CA472 AIM MUTUAL INSURANCE	33	30	91%	10	8	80%
CA470 ASSOCIATED EMPLOYERS INSURANCE	1	1	100%	1	1	100%
Total	34	31	91% ▲	11	9	82% ▼
AIM MUTUAL GROUP Group Total	34	31	91% ▲	11	9	82% ▼

INSURANCE GROUP COMPLIANCE
 Lost Time FROI and Initial Indemnity Payments
 Annual 2023
 1/1/2023 - 12/31/2023

Insurance Company	Total Lost Time FROIs Filed	Lost Time FROIs Filed Timely	Compliance Percentage	Total Initial Payments Made	Initial Indemnity Payments Made Timely	Compliance Percentage
AMERICAN FINANCIAL GROUP	FROIs Filed	Timely FROIs	Compliance	Payments Made	Timely Payments	Compliance
CA192 GREAT AMERICAN ALLIANCE INSURANCE	8	0	0%	No Filings	No Filings	No Filings
CA193 GREAT AMERICAN INSURANCE	1	0	0%	No Filings	No Filings	No Filings
CA267 NATIONAL INTERSTATE INSURANCE	4	4	100%	2	2	100%
CA494 TRIUMPHE CASUALTY	1	1	100%	1	1	100%
Total	14	5	36% ▼	3	3	100% ▲
AMERICAN FINANCIAL GROUP TPA Administered Claims						
CA323 THE AMERICAN EQUITY UNDERWRITERS	2	2	100%	No Filings	No Filings	No Filings
TPA Total	2	2	100% ▲	No Filings	No Filings	No Filings
AMERICAN FINANCIAL GROUP Group Total	16	7	44% ▼	3	3	100% ▲
AMERISURE INSURANCE	FROIs Filed	Timely FROIs	Compliance	Payments Made	Timely Payments	Compliance
CA013 AMERISURE INSURANCE	*	*	*	*	*	*
Total	*	*	*	*	*	*
AMERISURE INSURANCE TPA Administered Claims						
CA190 GALLAGHER BASSETT SERVICES	6	5	83%	No Filings	No Filings	No Filings
TPA Total	6	5	83% ▼	No Filings	No Filings	No Filings
AMERISURE INSURANCE Group Total	6	5	83% ▼	No Filings	No Filings	No Filings
AMTRUST INSURANCE	FROIs Filed	Timely FROIs	Compliance	Payments Made	Timely Payments	Compliance
CA437 SECURITY NATIONAL INSURANCE	46	10	22%	24	12	50%
CA342 TECHNOLOGY INSURANCE	16	4	25%	9	6	67%
CA381 WESCO INSURANCE	19	10	53%	12	4	33%
Total	81	24	30% ▼	45	22	49% ▼
AMTRUST INSURANCE Group Total	81	24	30% ▼	45	22	49% ▼
ARCH INSURANCE	FROIs Filed	Timely FROIs	Compliance	Payments Made	Timely Payments	Compliance
ARCH INSURANCE	*	*	*	*	*	*
Total	*	*	*	*	*	*
ARCH INSURANCE TPA Administered Claims						
CA040 BROADSPIRE SERVICES	26	22	85%	4	4	100%
CA070 CANNON COCHRAN MANAGEMENT SERVICES	19	14	74%	6	6	100%
CA116 CORVEL ENTERPRISE COMP	19	12	63%	3	1	33%
CA190 GALLAGHER BASSETT SERVICES	24	20	83%	10	4	40%
CA204 HELMSMAN MANAGEMENT SERVICES	3	2	67%	1	1	100%
CA300 SEDGWICK CLAIMS MANAGEMENT SERVICES	13	6	46%	2	2	100%
TPA Total	104	76	73% ▼	26	18	69% ▼
ARCH INSURANCE Group Total	104	76	73% ▼	26	18	69% ▼

INSURANCE GROUP COMPLIANCE
 Lost Time FROI and Initial Indemnity Payments
 Annual 2023
 1/1/2023 - 12/31/2023

Insurance Company	Total Lost Time FROIs Filed	Lost Time FROIs Filed Timely	Compliance Percentage	Total Initial Indemnity Payments Made	Initial Indemnity Payments Made Timely	Compliance Percentage
ARROW MUTUAL INSURANCE	FROIs Filed	Timely FROIs	Compliance	Payments Made	Timely Payments	Compliance
CA024 ARROW MUTUAL INSURANCE	2	2	100%	1	1	100%
Total	2	2	100% ▲	1	1	100% ▲
ARROW MUTUAL INSURANCE Group Total	2	2	100% ▲	1	1	100% ▲
AUTO OWNERS GROUP	FROIs Filed	Timely FROIs	Compliance	Payments Made	Timely Payments	Compliance
CA495 CONCORD GENERAL MUTUAL INSURANCE	2	1	50%	1	1	100%
Total	2	1	50% ▼	1	1	100% ▲
AUTO OWNERS GROUP Group Total	2	1	50% ▼	1	1	100% ▲
AXA INSURANCE GROUP	FROIs Filed	Timely FROIs	Compliance	Payments Made	Timely Payments	Compliance
XL INSURANCE AMERICA INC	*	*	*	*	*	*
CA384 XL SPECIALTY INSURANCE	*	*	*	*	*	*
Total	*	*	*	*	*	*
AXA INSURANCE GROUP TPA Administered Claims						
CA040 BROADSPIRE SERVICES	5	4	80%	1	1	100%
CA110 CONSTITUTION STATE SERVICES	8	0	0%	6	5	83%
CA116 CORVEL ENTERPRISE COMP	2	1	50%	No Filings	No Filings	No Filings
CA117 COTTINGHAM & BUTLER CLAIMS SERVICES	6	2	33%	3	3	100%
CA190 GALLAGHER BASSETT SERVICES	11	6	55%	8	3	38%
CA300 SEDGWICK CLAIMS MANAGEMENT SERVICES	35	27	77%	9	7	78%
TPA Total	67	40	60% ▼	27	19	70% ▼
AXA INSURANCE GROUP Group Total	67	40	60% ▼	27	19	70% ▼
BATH IRON WORKS	FROIs Filed	Timely FROIs	Compliance	Payments Made	Timely Payments	Compliance
CA036 BATH IRON WORKS	46	44	96%	35	31	89%
Total	46	44	96% ▲	35	31	89% ▲
BATH IRON WORKS Group Total	46	44	96% ▲	35	31	89% ▲
BENCHMARK ADMINISTRATORS, LLC	FROIs Filed	Timely FROIs	Compliance	Payments Made	Timely Payments	Compliance
CA497 BENCHMARK ADMINISTRATORS, LLC	1	0	0%	1	0	0%
Total	1	0	0% ▼	1	0	0% ▼
BENCHMARK ADMINISTRATORS, LLC Group Total	1	0	0% ▼	1	0	0% ▼
BERKLEY CASUALTY INSURANCE	FROIs Filed	Timely FROIs	Compliance	Payments Made	Timely Payments	Compliance
CA485 BERKLEY CASUALTY INSURANCE	No Filings	No Filings	No Filings	1	0	0%
Total	No Filings	No Filings	No Filings	1	0	0% ▼
BERKLEY CASUALTY INSURANCE Group Total	No Filings	No Filings	No Filings	1	0	0% ▼

INSURANCE GROUP COMPLIANCE

Lost Time FROI and Initial Indemnity Payments

Annual 2023

1/1/2023 - 12/31/2023

Insurance Company	Total Lost Time FROIs Filed	Lost Time FROIs Filed Timely	Compliance Percentage	Total Initial Indemnity Payments Made	Initial Indemnity Payments Made Timely	Compliance Percentage
BERKSHIRE HATHAWAY GROUP						
CA037 BERKSHIRE HATHAWAY DIRECT INSURANCE	3	1	33%	No Filings	No Filings	No Filings
CA114 BERKSHIRE HATHAWAY HOMESTATE INSURANCE	7	1	14%	5	1	20%
CA474 NATIONAL LIABILITY AND FIRE INSURANCE	1	1	100%	No Filings	No Filings	No Filings
CA498 WELLFLEET NEW YORK INSURANCE	1	0	0%	No Filings	No Filings	No Filings
Total	12	3	25% ▼	5	1	20% ▼
BERKSHIRE HATHAWAY GROUP Group Total						
	12	3	25% ▼	5	1	20% ▼
BROADSPIRE SERVICES						
CA040 BROADSPIRE SERVICES	132	92	70%	37	32	86%
Total	132	92	70% ▼	37	32	86% ▼
BROADSPIRE SERVICES Group Total						
	132	92	70% ▼	37	32	86% ▼
CANNON COCHRAN MANAGEMENT SERVICES						
CA070 CANNON COCHRAN MANAGEMENT SERVICES	181	138	76%	48	39	81%
Total	181	138	76% ▼	48	39	81% ▼
CANNON COCHRAN MANAGEMENT SERVICES Group Total						
	181	138	76% ▼	48	39	81% ▼
CAROLINA CASUALTY INSURANCE						
CAROLINA CASUALTY INSURANCE	*	*	*	*	*	*
Total	*	*	*	*	*	*
CAROLINA CASUALTY INSURANCE TPA Administered Claims						
CA485 BERKLEY CASUALTY INSURANCE	No Filings	No Filings	No Filings	1	0	0%
CA190 GALLAGHER BASSETT SERVICES	18	15	83%	4	3	75%
TPA Total	18	15	83% ▼	5	3	60% ▼
CAROLINA CASUALTY INSURANCE Group Total						
	18	15	83% ▼	5	3	60% ▼
CHEROKEE INSURANCE						
CA044 CHEROKEE INSURANCE	2	2	100%	1	1	100%
Total	2	2	100% ▲	1	1	100% ▲
CHEROKEE INSURANCE Group Total						
	2	2	100% ▲	1	1	100% ▲
CHESTERFIELD SERVICES						
CA080 CHESTERFIELD SERVICES	2	2	100%	2	2	100%
Total	2	2	100% ▲	2	2	100% ▲
CHESTERFIELD SERVICES Group Total						
	2	2	100% ▲	2	2	100% ▲

Maine Workers' Compensation Board
 Lost Time FROI Filing Benchmark: 85%
 Initial Indemnity Payment Benchmark: 87%

▲ Indicates benchmark met or exceeded
 ▼ Indicates benchmark not met

INSURANCE GROUP COMPLIANCE
 Lost Time FROI and Initial Indemnity Payments
 Annual 2023
 1/1/2023 - 12/31/2023

Insurance Company	Total Lost Time FROIs Filed	Lost Time FROIs Filed Timely	Compliance Percentage	Total Initial Indemnity Payments Made	Initial Indemnity Payments Made Timely	Compliance Percentage
CHUBB INSURANCE	FROIs Filed	Timely FROIs	Compliance	Payments Made	Timely Payments	Compliance
ACE INSURANCE	*	*	*	*	*	*
CA046 CHUBB INSURANCE	*	*	*	*	*	*
CA090 FEDERAL INSURANCE	*	*	*	*	*	*
INDEMNITY INS CO OF NORTH AMERICA	*	*	*	*	*	*
PACIFIC INDEMNITY CO	*	*	*	*	*	*
Total	*	*	*	*	*	*
CHUBB INSURANCE TPA Administered Claims						
CA040 BROADSPIRE SERVICES	4	4	100%	1	1	100%
CA070 CANNON COCHRAN MANAGEMENT SERVICES	15	11	73%	3	2	67%
CA072 CHARTER OAK FIRE INSURANCE	2	1	50%	2	1	50%
CA110 CONSTITUTION STATE SERVICES	9	7	78%	4	4	100%
CA116 CORVEL ENTERPRISE COMP	58	41	71%	8	4	50%
CA160 ESIS	50	27	54%	28	23	82%
CA190 GALLAGHER BASSETT SERVICES	237	192	81%	61	42	69%
CA204 HELMSMAN MANAGEMENT SERVICES	59	43	73%	15	14	93%
CA295 RYDER SERVICES	1	0	0%	1	0	0%
CA300 SEDGWICK CLAIMS MANAGEMENT SERVICES	265	218	82%	70	54	77%
TPA Total	700	544	78% ▼	193	145	75% ▼
CHUBB INSURANCE Group Total	700	544	78% ▼	193	145	75% ▼
CHURCH MUTUAL INSURANCE	FROIs Filed	Timely FROIs	Compliance	Payments Made	Timely Payments	Compliance
CA084 CHURCH MUTUAL INSURANCE	*	*	*	*	*	*
Total	*	*	*	*	*	*
CHURCH MUTUAL INSURANCE TPA Administered Claims						
CA160 ESIS	8	5	63%	4	2	50%
TPA Total	8	5	63% ▼	4	2	50% ▼
CHURCH MUTUAL INSURANCE Group Total	8	5	63% ▼	4	2	50% ▼
CINCINNATI FINANCIAL GROUP	FROIs Filed	Timely FROIs	Compliance	Payments Made	Timely Payments	Compliance
CA438 CINCINNATI INSURANCE	15	11	73%	1	1	100%
Total	15	11	73% ▼	1	1	100% ▲
CINCINNATI FINANCIAL GROUP Group Total	15	11	73% ▼	1	1	100% ▲

INSURANCE GROUP COMPLIANCE
 Lost Time FROI and Initial Indemnity Payments
 Annual 2023
 1/1/2023 - 12/31/2023

Insurance Company	Total Lost Time FROIs Filed	Lost Time FROIs Filed Timely	Compliance Percentage	Total Initial Indemnity Payments Made	Initial Indemnity Payments Made Timely	Compliance Percentage
CNA INSURANCE	FROIs Filed	Timely FROIs	Compliance	Payments Made	Timely Payments	Compliance
CA017 AMERICAN CASUALTY COMPANY OF READING PA	1	0	0%	1	0	0%
CA083 CNA CLAIMS PLUS	8	3	38%	6	5	83%
CA271 NATIONAL FIRE INSURANCE	1	1	100%	1	1	100%
CA087 THE CONTINENTAL INSURANCE	3	2	67%	2	2	100%
CA314 TRANSPORTATION INSURANCE	2	1	50%	1	1	100%
CA329 VALLEY FORGE INSURANCE	2	1	50%	2	2	100%
Total	17	8	47% ▼	13	11	85% ▼
CNA INSURANCE TPA Administered Claims						
CA040 BROADSPIRE SERVICES	5	3	60%	1	1	100%
CA116 CORVEL ENTERPRISE COMP	1	1	100%	No Filings	No Filings	No Filings
CA190 GALLAGHER BASSETT SERVICES	8	7	88%	1	1	100%
CA300 SEDGWICK CLAIMS MANAGEMENT SERVICES	44	29	66%	7	6	86%
TPA Total	58	40	69% ▼	9	8	89% ▲
CNA INSURANCE Group Total	75	48	64% ▼	22	19	86% ▼
CONSTITUTION STATE SERVICES	FROIs Filed	Timely FROIs	Compliance	Payments Made	Timely Payments	Compliance
CA110 CONSTITUTION STATE SERVICES	28	10	36%	16	14	88%
Total	28	10	36% ▼	16	14	88% ▲
CONSTITUTION STATE SERVICES Group Total	28	10	36% ▼	16	14	88% ▲
CONTINENTAL INDEMNITY	FROIs Filed	Timely FROIs	Compliance	Payments Made	Timely Payments	Compliance
CA115 CONTINENTAL INDEMNITY	1	0	0%	1	1	100%
Total	1	0	0% ▼	1	1	100% ▲
CONTINENTAL INDEMNITY Group Total	1	0	0% ▼	1	1	100% ▲
CORVEL ENTERPRISE COMP	FROIs Filed	Timely FROIs	Compliance	Payments Made	Timely Payments	Compliance
CA116 CORVEL ENTERPRISE COMP	250	175	70%	53	36	68%
Total	250	175	70% ▼	53	36	68% ▼
CORVEL ENTERPRISE COMP Group Total	250	175	70% ▼	53	36	68% ▼
COTTINGHAM & BUTLER CLAIMS SERVICES	FROIs Filed	Timely FROIs	Compliance	Payments Made	Timely Payments	Compliance
CA117 COTTINGHAM & BUTLER CLAIMS SERVICES	17	6	35%	9	7	78%
Total	17	6	35% ▼	9	7	78% ▼
COTTINGHAM & BUTLER CLAIMS SERVICES Group Total	17	6	35% ▼	9	7	78% ▼
CROSS INSURANCE	FROIs Filed	Timely FROIs	Compliance	Payments Made	Timely Payments	Compliance
CA093 CROSS INSURANCE	1302	1212	93%	167	156	93%
Total	1302	1212	93% ▲	167	156	93% ▲
CROSS INSURANCE Group Total	1302	1212	93% ▲	167	156	93% ▲

Maine Workers' Compensation Board
 Lost Time FROI Filing Benchmark: 85%
 Initial Indemnity Payment Benchmark: 87%

▲ Indicates benchmark met or exceeded
 ▼ Indicates benchmark not met

INSURANCE GROUP COMPLIANCE

Lost Time FROI and Initial Indemnity Payments

Annual 2023

1/1/2023 - 12/31/2023

Insurance Company	Total Lost Time FROIs Filed	Lost Time FROIs Filed Timely	Compliance Percentage	Total Initial Indemnity Payments Made	Initial Indemnity Payments Made Timely	Compliance Percentage
DELHAIZE AMERICA LLC	FROIs Filed	Timely FROIs	Compliance	Payments Made	Timely Payments	Compliance
CA496 DELHAIZE AMERICA LLC	246	194	79%	84	72	86%
Total	246	194	79% ▼	84	72	86% ▼
DELHAIZE AMERICA LLC Group Total	246	194	79% ▼	84	72	86% ▼
EASTERN ALLIANCE INSURANCE	FROIs Filed	Timely FROIs	Compliance	Payments Made	Timely Payments	Compliance
CA141 EASTERN ALLIANCE INSURANCE	288	185	64%	89	77	87%
Total	288	185	64% ▼	89	77	87% ▲
EASTERN ALLIANCE INSURANCE Group Total	288	185	64% ▼	89	77	87% ▲
ELECTRIC INSURANCE	FROIs Filed	Timely FROIs	Compliance	Payments Made	Timely Payments	Compliance
CA150 ELECTRIC INSURANCE	*	*	*	*	*	*
Total	*	*	*	*	*	*
ELECTRIC INSURANCE TPA Administered Claims	FROIs Filed	Timely FROIs	Compliance	Payments Made	Timely Payments	Compliance
CA300 SEDGWICK CLAIMS MANAGEMENT SERVICES	6	6	100%	2	2	100%
TPA Total	6	6	100% ▲	2	2	100% ▲
ELECTRIC INSURANCE Group Total	6	6	100% ▲	2	2	100% ▲
EMPLOYERS HOLDINGS GROUP	FROIs Filed	Timely FROIs	Compliance	Payments Made	Timely Payments	Compliance
CA480 EMPLOYERS ASSURANCE	1	0	0%	No Filings	No Filings	No Filings
CA481 EMPLOYERS COMPENSATION INSURANCE	2	0	0%	No Filings	No Filings	No Filings
CA479 EMPLOYERS PREFERRED INSURANCE	10	1	10%	2	0	0%
Total	13	1	8% ▼	2	0	0% ▼
EMPLOYERS HOLDINGS GROUP Group Total	13	1	8% ▼	2	0	0% ▼
ESIS	FROIs Filed	Timely FROIs	Compliance	Payments Made	Timely Payments	Compliance
CA160 ESIS	99	57	58%	64	50	78%
Total	99	57	58% ▼	64	50	78% ▼
ESIS Group Total	99	57	58% ▼	64	50	78% ▼
EVEREST REINS HOLDINGS GROUP	FROIs Filed	Timely FROIs	Compliance	Payments Made	Timely Payments	Compliance
EVEREST REINS HOLDINGS	*	*	*	*	*	*
Total	*	*	*	*	*	*
EVEREST REINS HOLDINGS GROUP TPA Administered Claims	FROIs Filed	Timely FROIs	Compliance	Payments Made	Timely Payments	Compliance
CA116 CORVEL ENTERPRISE COMP	1	1	100%	No Filings	No Filings	No Filings
CA190 GALLAGHER BASSETT SERVICES	14	12	86%	2	0	0%
CA204 HELMSMAN MANAGEMENT SERVICES	1	0	0%	1	0	0%
CA300 SEDGWICK CLAIMS MANAGEMENT SERVICES	16	8	50%	3	2	67%
TPA Total	32	21	66% ▼	6	2	33% ▼
EVEREST REINS HOLDINGS GROUP Group Total	32	21	66% ▼	6	2	33% ▼

Maine Workers' Compensation Board
 Lost Time FROI Filing Benchmark: 85%
 Initial Indemnity Payment Benchmark: 87%

▲ Indicates benchmark met or exceeded
 ▼ Indicates benchmark not met

INSURANCE GROUP COMPLIANCE
Lost Time FROI and Initial Indemnity Payments
Annual 2023
1/1/2023 - 12/31/2023

Insurance Company	Total Lost Time FROIs Filed	Lost Time FROIs Filed Timely	Compliance Percentage	Total Initial Indemnity Payments Made	Initial Indemnity Payments Made Timely	Compliance Percentage
FAIRFAX FINANCIAL GROUP	FROIs Filed	Timely FROIs	Compliance	Payments Made	Timely Payments	Compliance
CA375 UNITED STATES FIRE INSURANCE	1	0	0%	No Filings	No Filings	No Filings
Total	1	0	0% ▼	No Filings	No Filings	No Filings
FAIRFAX FINANCIAL GROUP TPA Administered Claims						
CA040 BROADSPIRE SERVICES	6	5	83%	No Filings	No Filings	No Filings
CA190 GALLAGHER BASSETT SERVICES	1	1	100%	No Filings	No Filings	No Filings
TPA Total	7	6	86% ▲	No Filings	No Filings	No Filings
FAIRFAX FINANCIAL GROUP Group Total	8	6	75% ▼	No Filings	No Filings	No Filings
FEDERATED MUTUAL INSURANCE	FROIs Filed	Timely FROIs	Compliance	Payments Made	Timely Payments	Compliance
CA091 FEDERATED MUTUAL INSURANCE	6	3	50%	5	2	40%
Total	6	3	50% ▼	5	2	40% ▼
FEDERATED MUTUAL INSURANCE Group Total	6	3	50% ▼	5	2	40% ▼
FEDERATED RURAL ELECTRIC INSURANCE	FROIs Filed	Timely FROIs	Compliance	Payments Made	Timely Payments	Compliance
CA475 FEDERATED RURAL ELECTRIC INSURANCE	No Filings	No Filings	No Filings	1	1	100%
Total	No Filings	No Filings	No Filings	1	1	100% ▲
FEDERATED RURAL ELECTRIC INSURANCE Group Total	No Filings	No Filings	No Filings	1	1	100% ▲
FRANKENMUTH INSURANCE	FROIs Filed	Timely FROIs	Compliance	Payments Made	Timely Payments	Compliance
CA095 FRANKENMUTH INSURANCE	1	0	0%	1	1	100%
Total	1	0	0% ▼	1	1	100% ▲
FRANKENMUTH INSURANCE Group Total	1	0	0% ▼	1	1	100% ▲
FUTURECOMP	FROIs Filed	Timely FROIs	Compliance	Payments Made	Timely Payments	Compliance
CA175 FUTURECOMP	158	157	99%	28	26	93%
Total	158	157	99% ▲	28	26	93% ▲
FUTURECOMP Group Total	158	157	99% ▲	28	26	93% ▲
GALLAGHER BASSETT SERVICES	FROIs Filed	Timely FROIs	Compliance	Payments Made	Timely Payments	Compliance
CA190 GALLAGHER BASSETT SERVICES	1019	841	83%	260	147	57%
Total	1019	841	83% ▼	260	147	57% ▼
GALLAGHER BASSETT SERVICES Group Total	1019	841	83% ▼	260	147	57% ▼
GREAT DIVIDE INSURANCE	FROIs Filed	Timely FROIs	Compliance	Payments Made	Timely Payments	Compliance
CA189 GREAT DIVIDE INSURANCE	1	0	0%	No Filings	No Filings	No Filings
Total	1	0	0% ▼	No Filings	No Filings	No Filings
GREAT DIVIDE INSURANCE Group Total	1	0	0% ▼	No Filings	No Filings	No Filings

INSURANCE GROUP COMPLIANCE
Lost Time FROI and Initial Indemnity Payments
Annual 2023
1/1/2023 - 12/31/2023

Insurance Company	Total Lost Time FROIs Filed	Lost Time FROIs Filed Timely	Compliance Percentage	Total Initial Indemnity Payments Made	Initial Indemnity Payments Made Timely	Compliance Percentage
GROUP 1001 INS HOLDINGS	FROIs Filed	Timely FROIs	Compliance	Payments Made	Timely Payments	Compliance
CLEAR SPRING PROPERTY & CASUALTY	*	*	*	*	*	*
Total	*	*	*	*	*	*
GROUP 1001 INS HOLDINGS TPA Administered Claims						
CA300 SEDGWICK CLAIMS MANAGEMENT SERVICES	7	1	14%	2	1	50%
TPA Total	7	1	14% ▼	2	1	50% ▼
GROUP 1001 INS HOLDINGS Group Total	7	1	14% ▼	2	1	50% ▼
GUARD INSURANCE	FROIs Filed	Timely FROIs	Compliance	Payments Made	Timely Payments	Compliance
CA019 AMGUARD INSURANCE	22	14	64%	8	7	88%
CA140 EASTGUARD INSURANCE	No Filings	No Filings	No Filings	1	1	100%
CA272 NORGUARD INSURANCE	15	11	73%	5	4	80%
Total	37	25	68% ▼	14	12	86% ▼
GUARD INSURANCE Group Total	37	25	68% ▼	14	12	86% ▼
GUIDEONE INSURANCE GROUP	FROIs Filed	Timely FROIs	Compliance	Payments Made	Timely Payments	Compliance
GUIDEONE INSURANCE	*	*	*	*	*	*
Total	*	*	*	*	*	*
GUIDEONE INSURANCE GROUP TPA Administered Claims						
CA116 CORVEL ENTERPRISE COMP	No Filings	No Filings	No Filings	1	1	100%
TPA Total	No Filings	No Filings	No Filings	1	1	100% ▲
GUIDEONE INSURANCE GROUP Group Total	No Filings	No Filings	No Filings	1	1	100% ▲
HANOVER INSURANCE	FROIs Filed	Timely FROIs	Compliance	Payments Made	Timely Payments	Compliance
CA428 ALLMERICA FINANCIAL BENEFIT INSURANCE	3	0	0%	1	1	100%
CA048 CITIZENS INSURANCE COMPANY OF AMERICA	12	6	50%	9	6	67%
CA429 HANOVER AMERICAN INSURANCE	5	1	20%	No Filings	No Filings	No Filings
CA202 HANOVER INSURANCE	6	2	33%	3	3	100%
CA228 MASSACHUSETTS BAY INSURANCE	6	4	67%	No Filings	No Filings	No Filings
Total	32	13	41% ▼	13	10	77% ▼
HANOVER INSURANCE Group Total	32	13	41% ▼	13	10	77% ▼

Maine Workers' Compensation Board
Lost Time FROI Filing Benchmark: 85%
Initial Indemnity Payment Benchmark: 87%

▲ Indicates benchmark met or exceeded
▼ Indicates benchmark not met

INSURANCE GROUP COMPLIANCE
 Lost Time FROI and Initial Indemnity Payments
 Annual 2023
 1/1/2023 - 12/31/2023

Insurance Company	Total Lost Time FROIs Filed	Lost Time FROIs Filed Timely	Compliance Percentage	Total Initial Indemnity Payments Made	Initial Indemnity Payments Made Timely	Compliance Percentage
HARTFORD INSURANCE	FROIs Filed	Timely FROIs	Compliance	Payments Made	Timely Payments	Compliance
CA188 HARTFORD ACCIDENT & INDEMNITY	8	6	75%	4	3	75%
CA185 HARTFORD CASUALTY INSURANCE	6	6	100%	2	2	100%
CA203 HARTFORD FIRE INSURANCE	35	23	66%	14	11	79%
CA186 HARTFORD INSURANCE COMPANY OF THE MIDWEST	6	5	83%	2	2	100%
CA187 HARTFORD UNDERWRITERS INSURANCE	14	7	50%	5	4	80%
CA288 PROPERTY & CASUALTY INSURANCE COMPANY OF HARTFORD	39	24	62%	15	14	93%
CA296 SENTINEL INSURANCE	1	0	0%	No Filings	No Filings	No Filings
CA319 TRUMBULL INSURANCE	12	10	83%	3	2	67%
CA321 TWIN CITY FIRE INSURANCE	24	18	75%	10	9	90%
Total	145	99	68% ▼	55	47	85% ▼
HARTFORD INSURANCE TPA Administered Claims						
CA070 CANNON COCHRAN MANAGEMENT SERVICES	5	5	100%	3	3	100%
CA116 CORVEL ENTERPRISE COMP	5	4	80%	1	1	100%
CA300 SEDGWICK CLAIMS MANAGEMENT SERVICES	6	4	67%	1	1	100%
TPA Total	16	13	81% ▼	5	5	100% ▲
HARTFORD INSURANCE Group Total	161	112	70% ▼	60	52	87% ▲
HELMSMAN MANAGEMENT SERVICES	FROIs Filed	Timely FROIs	Compliance	Payments Made	Timely Payments	Compliance
CA204 HELMSMAN MANAGEMENT SERVICES	95	64	67%	31	27	87%
Total	95	64	67% ▼	31	27	87% ▲
HELMSMAN MANAGEMENT SERVICES Group Total	95	64	67% ▼	31	27	87% ▲
HOUSTON INT INSURANCE GROUP	FROIs Filed	Timely FROIs	Compliance	Payments Made	Timely Payments	Compliance
IMPERIUM INSURANCE	*	*	*	*	*	*
Total	*	*	*	*	*	*
HOUSTON INT INSURANCE GROUP TPA Administered Claims						
CA190 GALLAGHER BASSETT SERVICES	6	6	100%	No Filings	No Filings	No Filings
TPA Total	6	6	100% ▲	No Filings	No Filings	No Filings
HOUSTON INT INSURANCE GROUP Group Total	6	6	100% ▲	No Filings	No Filings	No Filings

INSURANCE GROUP COMPLIANCE
Lost Time FROI and Initial Indemnity Payments
Annual 2023
1/1/2023 - 12/31/2023

Insurance Company	Total Lost Time FROIs Filed	Lost Time FROIs Filed Timely	Compliance Percentage	Total Initial Indemnity Payments Made	Initial Indemnity Payments Made Timely	Compliance Percentage
LIBERTY MUTUAL INSURANCE	FROIs Filed	Timely FROIs	Compliance	Payments Made	Timely Payments	Compliance
CA003 AMERICAN FIRE & CASUALTY INSURANCE	4	1	25%	1	1	100%
CA380 EMPLOYERS INSURANCE OF WAUSAU	8	4	50%	3	2	67%
CA210 LIBERTY MUTUAL INSURANCE	249	176	71%	112	103	92%
CA406 OHIO CASUALTY INSURANCE	7	6	86%	3	2	67%
CA407 OHIO SECURITY INSURANCE	8	3	38%	7	5	71%
CA408 WEST AMERICAN INSURANCE	1	0	0%	No Filings	No Filings	No Filings
Total	277	190	69% ▼	126	113	90% ▲
LIBERTY MUTUAL INSURANCE TPA Administered Claims						
CA040 BROADSPIRE SERVICES	2	1	50%	1	1	100%
CA160 ESIS	7	4	57%	3	1	33%
CA190 GALLAGHER BASSETT SERVICES	1	1	100%	1	1	100%
CA300 SEDGWICK CLAIMS MANAGEMENT SERVICES	15	9	60%	2	1	50%
TPA Total	25	15	60% ▼	7	4	57% ▼
LIBERTY MUTUAL INSURANCE Group Total	302	205	68% ▼	133	117	88% ▲
MAINE EMPLOYERS' MUTUAL INSURANCE	FROIs Filed	Timely FROIs	Compliance	Payments Made	Timely Payments	Compliance
CA260 MAINE EMPLOYERS' MUTUAL INSURANCE	4560	3289	72%	1310	1141	87%
Total	4560	3289	72% ▼	1310	1141	87% ▲
MAINE EMPLOYERS' MUTUAL INSURANCE TPA Administered Claims						
CA116 CORVEL ENTERPRISE COMP	4	3	75%	1	1	100%
TPA Total	4	3	75% ▼	1	1	100% ▲
MAINE EMPLOYERS' MUTUAL INSURANCE Group Total	4564	3292	72% ▼	1311	1142	87% ▲
MAINE HEALTHCARE ASSOCIATION	FROIs Filed	Timely FROIs	Compliance	Payments Made	Timely Payments	Compliance
CA234 MAINE HEALTHCARE ASSOCIATION	134	118	88%	59	46	78%
Total	134	118	88% ▲	59	46	78% ▼
MAINE HEALTHCARE ASSOCIATION Group Total	134	118	88% ▲	59	46	78% ▼
MAINE MOTOR TRANSPORT ASSOCIATION	FROIs Filed	Timely FROIs	Compliance	Payments Made	Timely Payments	Compliance
CA230 MAINE MOTOR TRANSPORT ASSOCIATION	105	102	97%	19	18	95%
Total	105	102	97% ▲	19	18	95% ▲
MAINE MOTOR TRANSPORT ASSOCIATION Group Total	105	102	97% ▲	19	18	95% ▲
MAINE MUNICIPAL ASSOCIATION	FROIs Filed	Timely FROIs	Compliance	Payments Made	Timely Payments	Compliance
CA225 MAINE MUNICIPAL ASSOCIATION	798	769	96%	161	149	93%
Total	798	769	96% ▲	161	149	93% ▲
MAINE MUNICIPAL ASSOCIATION Group Total	798	769	96% ▲	161	149	93% ▲

Maine Workers' Compensation Board
Lost Time FROI Filing Benchmark: 85%
Initial Indemnity Payment Benchmark: 87%

▲ Indicates benchmark met or exceeded
▼ Indicates benchmark not met

INSURANCE GROUP COMPLIANCE

Lost Time FROI and Initial Indemnity Payments

Annual 2023

1/1/2023 - 12/31/2023

Insurance Company	Total Lost Time FROIs Filed	Lost Time FROIs Filed Timely	Compliance Percentage	Total Initial Indemnity Payments Made	Initial Indemnity Payments Made Timely	Compliance Percentage
MAINE SCHOOL MANAGEMENT ASSOCIATION	FROIs Filed	Timely FROIs	Compliance	Payments Made	Timely Payments	Compliance
CA250 MAINE SCHOOL MANAGEMENT ASSOCIATION	265	246	93%	75	73	97%
Total	265	246	93% ▲	75	73	97% ▲
MAINE SCHOOL MANAGEMENT ASSOCIATION Group Total	265	246	93% ▲	75	73	97% ▲
MARKEL CORP GROUP	FROIs Filed	Timely FROIs	Compliance	Payments Made	Timely Payments	Compliance
CA434 MARKEL SERVICE INCORPORATED	3	3	100%	3	3	100%
Total	3	3	100% ▲	3	3	100% ▲
MARKEL CORP GROUP TPA Administered Claims						
CA070 CANNON COCHRAN MANAGEMENT SERVICES	4	3	75%	No Filings	No Filings	No Filings
CA300 SEDGWICK CLAIMS MANAGEMENT SERVICES	2	0	0%	No Filings	No Filings	No Filings
TPA Total	6	3	50% ▼	No Filings	No Filings	No Filings
MARKEL CORP GROUP Group Total	9	6	67% ▼	3	3	100% ▲
MEADOWBROOK INSURANCE	FROIs Filed	Timely FROIs	Compliance	Payments Made	Timely Payments	Compliance
CA255 MEADOWBROOK INSURANCE	3	3	100%	1	1	100%
Total	3	3	100% ▲	1	1	100% ▲
MEADOWBROOK INSURANCE Group Total	3	3	100% ▲	1	1	100% ▲
MITSUI SUMITOMO INS CO OF AMERICA	FROIs Filed	Timely FROIs	Compliance	Payments Made	Timely Payments	Compliance
MITSUI SUMITOMO INS CO OF AMERICA	*	*	*	*	*	*
Total	*	*	*	*	*	*
MITSUI SUMITOMO INS CO OF AMERICA TPA Administered Claims						
CA070 CANNON COCHRAN MANAGEMENT SERVICES	4	3	75%	2	1	50%
TPA Total	4	3	75% ▼	2	1	50% ▼
MITSUI SUMITOMO INS CO OF AMERICA Group Total	4	3	75% ▼	2	1	50% ▼
NATIONWIDE INSURANCE	FROIs Filed	Timely FROIs	Compliance	Payments Made	Timely Payments	Compliance
CA289 NATIONAL CASUALTY	2	2	100%	No Filings	No Filings	No Filings
CA291 NATIONWIDE AGRIBUSINESS INSURANCE	1	1	100%	No Filings	No Filings	No Filings
CA477 NATIONWIDE GENERAL INSURANCE	1	0	0%	No Filings	No Filings	No Filings
CA478 NATIONWIDE INSURANCE CO OF AMERICA	2	0	0%	No Filings	No Filings	No Filings
Total	6	3	50% ▼	No Filings	No Filings	No Filings
NATIONWIDE INSURANCE Group Total	6	3	50% ▼	No Filings	No Filings	No Filings
NEXT LEVEL ADMINISTRATORS LLC	FROIs Filed	Timely FROIs	Compliance	Payments Made	Timely Payments	Compliance
CA433 NEXT LEVEL ADMINISTRATORS LLC	21	13	62%	8	4	50%
Total	21	13	62% ▼	8	4	50% ▼
NEXT LEVEL ADMINISTRATORS LLC Group Total	21	13	62% ▼	8	4	50% ▼

Maine Workers' Compensation Board
 Lost Time FROI Filing Benchmark: 85%
 Initial Indemnity Payment Benchmark: 87%

▲ Indicates benchmark met or exceeded
 ▼ Indicates benchmark not met

INSURANCE GROUP COMPLIANCE

Lost Time FROI and Initial Indemnity Payments

Annual 2023

1/1/2023 - 12/31/2023

Insurance Company	Total Lost Time FROIs Filed	Lost Time FROIs Filed Timely	Compliance Percentage	Total Initial Indemnity Payments Made	Initial Indemnity Payments Made Timely	Compliance Percentage
NGM INSURANCE	FROIs Filed	Timely FROIs	Compliance	Payments Made	Timely Payments	Compliance
CA265 NGM INSURANCE	*	*	*	*	*	*
Total	*	*	*	*	*	*
NGM INSURANCE TPA Administered Claims						
CA300 SEDGWICK CLAIMS MANAGEMENT SERVICES	2	1	50%	No Filings	No Filings	No Filings
TPA Total	2	1	50% ▼	No Filings	No Filings	No Filings
NGM INSURANCE Group Total	2	1	50% ▼	No Filings	No Filings	No Filings
NORTH AMERICAN RISK SERVICE	FROIs Filed	Timely FROIs	Compliance	Payments Made	Timely Payments	Compliance
CA268 NORTH AMERICAN RISK SERVICE	No Filings	No Filings	No Filings	1	1	100%
Total	No Filings	No Filings	No Filings	1	1	100% ▲
NORTH AMERICAN RISK SERVICE Group Total	No Filings	No Filings	No Filings	1	1	100% ▲
OLD REPUBLIC INSURANCE	FROIs Filed	Timely FROIs	Compliance	Payments Made	Timely Payments	Compliance
CA196 GREAT WEST CASUALTY	2	0	0%	2	1	50%
OLD REPUBLIC GENERAL INSURANCE CORP.	*	*	*	*	*	*
OLD REPUBLIC INSURANCE	*	*	*	*	*	*
Total	2	0	0% ▼	2	1	50% ▼
OLD REPUBLIC INSURANCE TPA Administered Claims						
CA040 BROADSPIRE SERVICES	9	5	56%	2	2	100%
CA070 CANNON COCHRAN MANAGEMENT SERVICES	32	25	78%	6	5	83%
CA116 CORVEL ENTERPRISE COMP	10	6	60%	3	2	67%
CA190 GALLAGHER BASSETT SERVICES	52	44	85%	12	8	67%
CA204 HELMSMAN MANAGEMENT SERVICES	2	2	100%	1	1	100%
CA300 SEDGWICK CLAIMS MANAGEMENT SERVICES	26	17	65%	13	10	77%
CA280 TRISTAR CLAIMS MANAGEMENT SERVICES	6	0	0%	3	2	67%
TPA Total	137	99	72% ▼	40	30	75% ▼
OLD REPUBLIC INSURANCE Group Total	139	99	71% ▼	42	31	74% ▼
PENNSYLVANIA MFG ASSN	FROIs Filed	Timely FROIs	Compliance	Payments Made	Timely Payments	Compliance
MANUFACTURERS ALLIANCE INSURANCE	*	*	*	*	*	*
PENNSYLVANIA MFG ASSN	*	*	*	*	*	*
PENNSYLVANIA MFG INDEMNITY CO	*	*	*	*	*	*
Total	*	*	*	*	*	*
PENNSYLVANIA MFG ASSN TPA Administered Claims						
CA190 GALLAGHER BASSETT SERVICES	69	54	78%	12	6	50%
CA323 THE AMERICAN EQUITY UNDERWRITERS	3	1	33%	No Filings	No Filings	No Filings
TPA Total	72	55	76% ▼	12	6	50% ▼
PENNSYLVANIA MFG ASSN Group Total	72	55	76% ▼	12	6	50% ▼

INSURANCE GROUP COMPLIANCE
 Lost Time FROI and Initial Indemnity Payments
 Annual 2023
 1/1/2023 - 12/31/2023

Insurance Company	Total Lost Time FROIs Filed	Lost Time FROIs Filed Timely	Compliance Percentage	Total Initial Indemnity Payments Made	Initial Indemnity Payments Made Timely	Compliance Percentage
PROTECTIVE INSURANCE	FROIs Filed	Timely FROIs	Compliance	Payments Made	Timely Payments	Compliance
CA277 PROTECTIVE INSURANCE	*	*	*	*	*	*
Total	*	*	*	*	*	*
PROTECTIVE INSURANCE TPA Administered Claims						
CA040 BROADSPIRE SERVICES	21	7	33%	11	8	73%
TPA Total	21	7	33% ▼	11	8	73% ▼
PROTECTIVE INSURANCE Group Total	21	7	33% ▼	11	8	73% ▼
QBE INSURANCE GROUP	FROIs Filed	Timely FROIs	Compliance	Payments Made	Timely Payments	Compliance
QBE INSURANCE GROUP	*	*	*	*	*	*
Total	*	*	*	*	*	*
QBE INSURANCE GROUP TPA Administered Claims						
CA268 NORTH AMERICAN RISK SERVICES	No Filings	No Filings	No Filings	1	1	100%
CA300 SEDGWICK CLAIMS MANAGEMENT SERVICES	31	13	42%	11	5	45%
TPA Total	31	13	42% ▼	12	6	50% ▼
QBE INSURANCE GROUP Group Total	31	13	42% ▼	12	6	50% ▼
RLI INSURANCE GROUP	FROIs Filed	Timely FROIs	Compliance	Payments Made	Timely Payments	Compliance
RLI INSURANCE	*	*	*	*	*	*
Total	*	*	*	*	*	*
RLI INSURANCE GROUP TPA Administered Claims						
CA190 GALLAGHER BASSETT SERVICES	5	5	100%	No Filings	No Filings	No Filings
TPA Total	5	5	100% ▲	No Filings	No Filings	No Filings
RLI INSURANCE GROUP Group Total	5	5	100% ▲	No Filings	No Filings	No Filings
RYDER SERVICES	FROIs Filed	Timely FROIs	Compliance	Payments Made	Timely Payments	Compliance
CA295 RYDER SERVICES	1	0	0%	1	0	0%
Total	1	0	0% ▼	1	0	0% ▼
RYDER SERVICES Group Total	1	0	0% ▼	1	0	0% ▼

INSURANCE GROUP COMPLIANCE
 Lost Time FROI and Initial Indemnity Payments
 Annual 2023
 1/1/2023 - 12/31/2023

Insurance Company	Total Lost Time FROIs Filed	Lost Time FROIs Filed Timely	Compliance Percentage	Total Initial Indemnity Payments Made	Initial Indemnity Payments Made Timely	Compliance Percentage
SAFETY NATIONAL CASUALTY CORP	FROIs Filed	Timely FROIs	Compliance	Payments Made	Timely Payments	Compliance
SAFETY NATIONAL CASUALTY CORP	*	*	*	*	*	*
Total	*	*	*	*	*	*
SAFETY NATIONAL CASUALTY CORP TPA Administered Claims						
CA040 BROADSPIRE SERVICES	13	11	85%	5	5	100%
CA110 CONSTITUTION STATE SERVICES	1	0	0%	No Filings	No Filings	No Filings
CA116 CORVEL ENTERPRISE COMP	14	6	43%	3	2	67%
CA190 GALLAGHER BASSETT SERVICES	55	51	93%	17	13	76%
CA204 HELMSMAN MANAGEMENT SERVICES	3	3	100%	4	3	75%
CA300 SEDGWICK CLAIMS MANAGEMENT SERVICES	45	30	67%	8	4	50%
CA280 TRISTAR CLAIMS MANAGEMENT SERVICES	2	0	0%	3	1	33%
TPA Total	133	101	76% ▼	40	28	70% ▼
SAFETY NATIONAL CASUALTY CORP Group Total	133	101	76% ▼	40	28	70% ▼
SAGAMORE INSURANCE	FROIs Filed	Timely FROIs	Compliance	Payments Made	Timely Payments	Compliance
SAGAMORE INSURANCE	*	*	*	*	*	*
Total	*	*	*	*	*	*
SAGAMORE INSURANCE TPA Administered Claims						
CA040 BROADSPIRE SERVICES	9	5	56%	4	3	75%
TPA Total	9	5	56% ▼	4	3	75% ▼
SAGAMORE INSURANCE Group Total	9	5	56% ▼	4	3	75% ▼
SEDGWICK CLAIMS MANAGEMENT SERVICES	FROIs Filed	Timely FROIs	Compliance	Payments Made	Timely Payments	Compliance
CA300 SEDGWICK CLAIMS MANAGEMENT SERVICES	861	624	72%	222	157	71%
Total	861	624	72% ▼	222	157	71% ▼
SEDGWICK CLAIMS MANAGEMENT SERVICES Group Total	861	624	72% ▼	222	157	71% ▼
SENTRY INSURANCE	FROIs Filed	Timely FROIs	Compliance	Payments Made	Timely Payments	Compliance
CA207 FLORISTS MUTUAL INSURANCE	8	4	50%	2	2	100%
CA426 MIDDLESEX INSURANCE	14	5	36%	5	3	60%
CA402 SENTRY CASUALTY	14	7	50%	10	9	90%
CA305 SENTRY INSURANCE	25	17	68%	9	8	89%
CA308 SENTRY SELECT INSURANCE	2	0	0%	1	0	0%
Total	63	33	52% ▼	27	22	81% ▼
SENTRY INSURANCE Group Total	63	33	52% ▼	27	22	81% ▼

INSURANCE GROUP COMPLIANCE
Lost Time FROI and Initial Indemnity Payments
Annual 2023
1/1/2023 - 12/31/2023

Insurance Company	Total Lost Time FROIs Filed	Lost Time FROIs Filed Timely	Compliance Percentage	Total Initial Indemnity Payments Made	Initial Indemnity Payments Made Timely	Compliance Percentage
SERVICE INSURANCE HOLDINGS	FROIs Filed	Timely FROIs	Compliance	Payments Made	Timely Payments	Compliance
SERVICE AMERICAN INDEMNITY	*	*	*	*	*	*
Total	*	*	*	*	*	*
SERVICE INSURANCE HOLDINGS TPA Administered Claims						
CA040 BROADSPIRE SERVICES	6	3	50%	2	1	50%
TPA Total	6	3	50% ▼	2	1	50% ▼
SERVICE INSURANCE HOLDINGS Group Total	6	3	50% ▼	2	1	50% ▼
SOMPO JAPAN INSURANCE	FROIs Filed	Timely FROIs	Compliance	Payments Made	Timely Payments	Compliance
SOMPO JAPAN INSURANCE COMPANY OF AMERICA	*	*	*	*	*	*
Total	*	*	*	*	*	*
SOMPO JAPAN INSURANCE TPA Administered Claims						
CA190 GALLAGHER BASSETT SERVICES	7	6	86%	3	2	67%
TPA Total	7	6	86% ▲	3	2	67% ▼
SOMPO JAPAN INSURANCE Group Total	7	6	86% ▲	3	2	67% ▼
STARR INDEMNITY INSURANCE	FROIs Filed	Timely FROIs	Compliance	Payments Made	Timely Payments	Compliance
STARR INDEMNITY INSURANCE	*	*	*	*	*	*
Total	*	*	*	*	*	*
STARR INDEMNITY INSURANCE TPA Administered Claims						
CA040 BROADSPIRE SERVICES	1	0	0%	No Filings	No Filings	No Filings
CA160 ESIS	1	0	0%	1	0	0%
CA190 GALLAGHER BASSETT SERVICES	56	44	79%	7	3	43%
CA300 SEDGWICK CLAIMS MANAGEMENT SERVICES	23	14	61%	7	6	86%
TPA Total	81	58	72% ▼	15	9	60% ▼
STARR INDEMNITY INSURANCE Group Total	81	58	72% ▼	15	9	60% ▼
STARSTONE NATIONAL INSURANCE	FROIs Filed	Timely FROIs	Compliance	Payments Made	Timely Payments	Compliance
STARSTONE NATIONAL INSURANCE	*	*	*	*	*	*
Total	*	*	*	*	*	*
STARSTONE NATIONAL INSURANCE TPA Administered Claims						
CA070 CANNON COCHRAN MANAGEMENT SERVICES	7	3	43%	2	1	50%
TPA Total	7	3	43% ▼	2	1	50% ▼
STARSTONE NATIONAL INSURANCE Group Total	7	3	43% ▼	2	1	50% ▼
STATE OF MAINE WORKERS' COMPENSATION TRUST	FROIs Filed	Timely FROIs	Compliance	Payments Made	Timely Payments	Compliance
CA307 STATE OF MAINE WORKERS' COMPENSATION TRUST	492	437	89%	101	79	78%
Total	492	437	89% ▲	101	79	78% ▼
STATE OF MAINE WORKERS' COMPENSATION TRUST Group Total	492	437	89% ▲	101	79	78% ▼

Maine Workers' Compensation Board
Lost Time FROI Filing Benchmark: 85%
Initial Indemnity Payment Benchmark: 87%

▲ Indicates benchmark met or exceeded
▼ Indicates benchmark not met

INSURANCE GROUP COMPLIANCE

Lost Time FROI and Initial Indemnity Payments

Annual 2023

1/1/2023 - 12/31/2023

Insurance Company	Total Lost Time FROIs Filed	Lost Time FROIs Filed Timely	Compliance Percentage	Total Initial Indemnity Payments Made	Initial Indemnity Payments Made Timely	Compliance Percentage
SYNERNET	FROIs Filed	Timely FROIs	Compliance	Payments Made	Timely Payments	Compliance
CA320 SYNERNET	975	941	97%	228	204	89%
Total	975	941	97% ▲	228	204	89% ▲
SYNERNET Group Total	975	941	97% ▲	228	204	89% ▲
THE AMERICAN EQUITY UNDERWRITERS	FROIs Filed	Timely FROIs	Compliance	Payments Made	Timely Payments	Compliance
CA323 THE AMERICAN EQUITY UNDERWRITERS	5	3	60%	No Filings	No Filings	No Filings
Total	5	3	60% ▼	No Filings	No Filings	No Filings
THE AMERICAN EQUITY UNDERWRITERS Group Total	5	3	60% ▼	No Filings	No Filings	No Filings
TOKIO MARINE INSURANCE	FROIs Filed	Timely FROIs	Compliance	Payments Made	Timely Payments	Compliance
CA414 TOKIO MARINE AMERICA INSURANCE	No Filings	No Filings	No Filings	1	1	100%
Total	No Filings	No Filings	No Filings	1	1	100% ▲
TOKIO MARINE INSURANCE Group Total	No Filings	No Filings	No Filings	1	1	100% ▲
TRAVELERS INSURANCE	FROIs Filed	Timely FROIs	Compliance	Payments Made	Timely Payments	Compliance
CA072 CHARTER OAK FIRE INSURANCE	31	12	39%	18	9	50%
CA164 FARMINGTON CASUALTY	4	2	50%	3	0	0%
CA284 PHOENIX INSURANCE	4	1	25%	3	3	100%
CA306 STANDARD FIRE INSURANCE	136	74	54%	83	61	73%
CA347 TRAVELERS CASUALTY & SURETY	14	6	43%	9	5	56%
CA348 TRAVELERS CASUALTY INSURANCE COMPANY OF AMERICA	12	7	58%	6	4	67%
CA349 TRAVELERS COMMERCIAL CASUALTY	12	7	58%	4	4	100%
CA346 TRAVELERS INDEMNITY COMPANY OF AMERICA	10	5	50%	6	5	83%
CA345 TRAVELERS PROPERTY CASUALTY INSURANCE	12	6	50%	5	5	100%
Total	235	120	51% ▼	137	96	70% ▼
TRAVELERS INSURANCE TPA Administered Claims						
CA110 CONSTITUTION STATE SERVICES	10	3	30%	6	5	83%
CA300 SEDGWICK CLAIMS MANAGEMENT SERVICES	10	7	70%	5	4	80%
TPA Total	20	10	50% ▼	11	9	82% ▼
TRAVELERS INSURANCE Group Total	255	130	51% ▼	148	105	71% ▼
TRISTAR CLAIMS MANAGEMENT SERVICES	FROIs Filed	Timely FROIs	Compliance	Payments Made	Timely Payments	Compliance
CA280 TRISTAR CLAIMS MANAGEMENT SERVICES	8	0	0%	6	3	50%
Total	8	0	0% ▼	6	3	50% ▼
TRISTAR CLAIMS MANAGEMENT SERVICES Group Total	8	0	0% ▼	6	3	50% ▼

INSURANCE GROUP COMPLIANCE

Lost Time FROI and Initial Indemnity Payments

Annual 2023

1/1/2023 - 12/31/2023

Insurance Company	Total Lost Time FROIs Filed	Lost Time FROIs Filed Timely	Compliance Percentage	Total Initial Indemnity Payments Made	Initial Indemnity Payments Made Timely	Compliance Percentage
TYSON FOODS INC	FROIs Filed	Timely FROIs	Compliance	Payments Made	Timely Payments	Compliance
CA435 TYSON FOODS INC	3	3	100%	2	2	100%
Total	3	3	100% ▲	2	2	100% ▲
TYSON FOODS INC Group Total	3	3	100% ▲	2	2	100% ▲
UTICA MUTUAL INSURANCE	FROIs Filed	Timely FROIs	Compliance	Payments Made	Timely Payments	Compliance
CA324 UTICA MUTUAL INSURANCE	1	0	0%	No Filings	No Filings	No Filings
Total	1	0	0% ▼	No Filings	No Filings	No Filings
UTICA MUTUAL INSURANCE Group Total	1	0	0% ▼	No Filings	No Filings	No Filings
VANLINER INSURANCE	FROIs Filed	Timely FROIs	Compliance	Payments Made	Timely Payments	Compliance
CA379 VANLINER INSURANCE	28	27	96%	12	11	92%
Total	28	27	96% ▲	12	11	92% ▲
VANLINER INSURANCE Group Total	28	27	96% ▲	12	11	92% ▲
WALMART CLAIMS SERVICES	FROIs Filed	Timely FROIs	Compliance	Payments Made	Timely Payments	Compliance
CA100 WALMART CLAIMS SERVICES	376	351	93%	30	29	97%
Total	376	351	93% ▲	30	29	97% ▲
WALMART CLAIMS SERVICES Group Total	376	351	93% ▲	30	29	97% ▲
WORK FIRST CASUALTY	FROIs Filed	Timely FROIs	Compliance	Payments Made	Timely Payments	Compliance
WORK FIRST CASUALTY	*	*	*	*	*	*
Total	*	*	*	*	*	*
WORK FIRST CASUALTY TPA Administered Claims	FROIs Filed	Timely FROIs	Compliance	Payments Made	Timely Payments	Compliance
CA040 BROADSPIRE SERVICES	6	5	83%	No Filings	No Filings	No Filings
TPA Total	6	5	83% ▼	No Filings	No Filings	No Filings
WORK FIRST CASUALTY Group Total	6	5	83% ▼	No Filings	No Filings	No Filings

INSURANCE GROUP COMPLIANCE
 Lost Time FROI and Initial Indemnity Payments
 Annual 2023
 1/1/2023 - 12/31/2023

Insurance Company	Total Lost Time FROIs Filed	Lost Time FROIs Filed Timely	Compliance Percentage	Total Initial Indemnity Payments Made	Initial Indemnity Payments Made Timely	Compliance Percentage
ZURICH INSURANCE	FROIs Filed	Timely FROIs	Compliance	Payments Made	Timely Payments	Compliance
CA021 AMERICAN GUARANTEE & LIABILITY	2	2	100%	1	1	100%
CA022 AMERICAN ZURICH	97	70	72%	25	19	76%
CA400 ZURICH AMERICAN INSURANCE	30	21	70%	9	9	100%
CA404 ZURICH AMERICAN INSURANCE COMPANY OF ILLINOIS	2	2	100%	No Filings	No Filings	No Filings
Total	131	95	73% ▼	35	29	83% ▼
ZURICH INSURANCE TPA Administered Claims						
CA040 BROADSPIRE SERVICES	9	7	78%	3	3	100%
CA080 CHESTERFIELD SERVICES	2	2	100%	2	2	100%
CA116 CORVEL ENTERPRISE COMP	61	44	72%	20	18	90%
CA117 COTTINGHAM & BUTLER CLAIMS SERVICES	11	4	36%	6	4	67%
CA160 ESIS	4	0	0%	5	4	80%
CA190 GALLAGHER BASSETT SERVICES	119	103	87%	31	16	52%
CA300 SEDGWICK CLAIMS MANAGEMENT SERVICES	28	24	86%	5	3	60%
TPA Total	234	184	79% ▼	72	50	69% ▼
ZURICH INSURANCE Group Total	365	279	76% ▼	107	79	74% ▼

INSURANCE GROUP COMPLIANCE
Initial MOP and Initial Indemnity NOC Filings
Annual 2023
1/1/2023 - 12/31/2023

Insurance Company	Total Initial MOPs Filed	Initial MOPs Filed Timely	Compliance Percentage	Total Initial Indemnity NOCs Filed	Initial Indemnity NOCs Filed Timely	Compliance Percentage
ACADIA INSURANCE	MOPs Filed	Timely MOPs	Compliance	NOCs Filed	Timely NOCs	Compliance
CA010 ACADIA INSURANCE	64	62	97%	17	14	82%
Total	64	62	97% ▲	17	14	82% ▼
ACADIA INSURANCE Group Total	64	62	97% ▲	17	14	82% ▼
ACCIDENT FUND INSURANCE	MOPs Filed	Timely MOPs	Compliance	NOCs Filed	Timely NOCs	Compliance
ACCIDENT FUND INSURANCE	*	*	*	*	*	*
Total	*	*	*	*	*	*
ACCIDENT FUND INSURANCE TPA Administered Claims						
CA190 GALLAGHER BASSETT SERVICES	4	2	50%	No Filings	No Filings	No Filings
TPA Total	4	2	50% ▼	No Filings	No Filings	No Filings
ACCIDENT FUND INSURANCE Group Total	4	2	50% ▼	No Filings	No Filings	No Filings
ACUITY MUTUAL INSURANCE	MOPs Filed	Timely MOPs	Compliance	NOCs Filed	Timely NOCs	Compliance
CA418 ACUITY MUTUAL INSURANCE	1	1	100%	2	2	100%
Total	1	1	100% ▲	2	2	100% ▲
ACUITY MUTUAL INSURANCE Group Total	1	1	100% ▲	2	2	100% ▲
AIG INSURANCE	MOPs Filed	Timely MOPs	Compliance	NOCs Filed	Timely NOCs	Compliance
CA015 AIG CLAIMS, INC	*	*	*	*	*	*
Total	*	*	*	*	*	*
AIG INSURANCE TPA Administered Claims						
CA040 BROADSPIRE SERVICES	2	2	100%	4	4	100%
CA070 CANNON COCHRAN MANAGEMENT SERVICES	No Filings	No Filings	No Filings	No Filings	No Filings	No Filings
CA116 CORVEL ENTERPRISE COMP	8	3	38%	1	1	100%
CA160 ESIS	23	18	78%	2	2	100%
CA190 GALLAGHER BASSETT SERVICES	27	14	52%	10	9	90%
CA204 HELMSMAN MANAGEMENT SERVICES	8	7	88%	No Filings	No Filings	No Filings
CA300 SEDGWICK CLAIMS MANAGEMENT SERVICES	42	30	71%	18	17	94%
TPA Total	110	74	67% ▼	35	33	94% ▲
AIG INSURANCE Group Total	110	74	67% ▼	35	33	94% ▲
AIM MUTUAL GROUP	MOPs Filed	Timely MOPs	Compliance	NOCs Filed	Timely NOCs	Compliance
CA472 AIM MUTUAL INSURANCE	10	8	80%	4	4	100%
CA470 ASSOCIATED EMPLOYERS INSURANCE	1	1	100%	No Filings	No Filings	No Filings
Total	11	9	82% ▼	4	4	100% ▲
AIM MUTUAL GROUP Group Total	11	9	82% ▼	4	4	100% ▲

INSURANCE GROUP COMPLIANCE
Initial MOP and Initial Indemnity NOC Filings
Annual 2023
1/1/2023 - 12/31/2023

Insurance Company	Total Initial MOPs Filed	Initial MOPs Filed Timely	Compliance Percentage	Total Initial Indemnity NOCs Filed	Initial Indemnity NOCs Filed Timely	Compliance Percentage
AMERICAN FINANCIAL GROUP	MOPs Filed	Timely MOPs	Compliance	NOCs Filed	Timely NOCs	Compliance
CA192 GREAT AMERICAN ALLIANCE INSURANCE	No Filings	No Filings	No Filings	1	0	0%
CA193 GREAT AMERICAN INSURANCE	No Filings	No Filings	No Filings	No Filings	No Filings	No Filings
CA267 NATIONAL INTERSTATE INSURANCE	2	2	100%	No Filings	No Filings	No Filings
CA494 TRIUMPHE CASUALTY	1	1	100%	No Filings	No Filings	No Filings
Total	3	3	100% ▲	1	0	0% ▼
AMERICAN FINANCIAL GROUP TPA Administered Claims						
CA323 THE AMERICAN EQUITY UNDERWRITERS	No Filings	No Filings	No Filings	No Filings	No Filings	No Filings
TPA Total	No Filings	No Filings	No Filings	No Filings	No Filings	No Filings
AMERICAN FINANCIAL GROUP Group Total	3	3	100% ▲	1	0	0% ▼
AMERISURE INSURANCE	MOPs Filed	Timely MOPs	Compliance	NOCs Filed	Timely NOCs	Compliance
CA013 AMERISURE INSURANCE	*	*	*	*	*	*
Total	*	*	*	*	*	*
AMERISURE INSURANCE TPA Administered Claims						
CA190 GALLAGHER BASSETT SERVICES	No Filings	No Filings	No Filings	1	0	0%
TPA Total	No Filings	No Filings	No Filings	1	0	0% ▼
AMERISURE INSURANCE Group Total	No Filings	No Filings	No Filings	1	0	0% ▼
AMTRUST INSURANCE	MOPs Filed	Timely MOPs	Compliance	NOCs Filed	Timely NOCs	Compliance
CA437 SECURITY NATIONAL INSURANCE	24	16	67%	9	7	78%
CA342 TECHNOLOGY INSURANCE	9	5	56%	1	0	0%
CA381 WESCO INSURANCE	12	7	58%	5	4	80%
Total	45	28	62% ▼	15	11	73% ▼
AMTRUST INSURANCE Group Total	45	28	62% ▼	15	11	73% ▼
ARCH INSURANCE	MOPs Filed	Timely MOPs	Compliance	NOCs Filed	Timely NOCs	Compliance
ARCH INSURANCE	*	*	*	*	*	*
Total	*	*	*	*	*	*
ARCH INSURANCE TPA Administered Claims						
CA040 BROADSPIRE SERVICES	4	4	100%	9	9	100%
CA070 CANNON COCHRAN MANAGEMENT SERVICES	6	5	83%	4	3	75%
CA116 CORVEL ENTERPRISE COMP	3	1	33%	4	3	75%
CA190 GALLAGHER BASSETT SERVICES	10	5	50%	2	1	50%
CA204 HELMSMAN MANAGEMENT SERVICES	1	1	100%	2	0	0%
CA300 SEDGWICK CLAIMS MANAGEMENT SERVICES	2	2	100%	3	2	67%
TPA Total	26	18	69% ▼	24	18	75% ▼
ARCH INSURANCE Group Total	26	18	69% ▼	24	18	75% ▼

INSURANCE GROUP COMPLIANCE
Initial MOP and Initial Indemnity NOC Filings
Annual 2023
1/1/2023 - 12/31/2023

Insurance Company	Total Initial MOPs Filed	Initial MOPs Filed Timely	Compliance Percentage	Total Initial Indemnity NOCs Filed	Initial Indemnity NOCs Filed Timely	Compliance Percentage
ARROW MUTUAL INSURANCE	MOPs Filed	Timely MOPs	Compliance	NOCs Filed	Timely NOCs	Compliance
CA024 ARROW MUTUAL INSURANCE	1	1	100%	No Filings	No Filings	No Filings
Total	1	1	100% ▲	No Filings	No Filings	No Filings
ARROW MUTUAL INSURANCE Group Total	1	1	100% ▲	No Filings	No Filings	No Filings
AUTO OWNERS GROUP	MOPs Filed	Timely MOPs	Compliance	NOCs Filed	Timely NOCs	Compliance
CA495 CONCORD GENERAL MUTUAL INSURANCE	1	1	100%	No Filings	No Filings	No Filings
Total	1	1	100% ▲	No Filings	No Filings	No Filings
AUTO OWNERS GROUP Group Total	1	1	100% ▲	No Filings	No Filings	No Filings
AXA INSURANCE GROUP	MOPs Filed	Timely MOPs	Compliance	NOCs Filed	Timely NOCs	Compliance
XL INSURANCE AMERICA INC	*	*	*	*	*	*
CA384 XL SPECIALTY INSURANCE	*	*	*	*	*	*
Total	*	*	*	*	*	*
AXA INSURANCE GROUP TPA Administered Claims						
CA040 BROADSPIRE SERVICES	1	1	100%	2	2	100%
CA110 CONSTITUTION STATE SERVICES	6	6	100%	No Filings	No Filings	No Filings
CA116 CORVEL ENTERPRISE COMP	No Filings	No Filings	No Filings	No Filings	No Filings	No Filings
CA117 COTTINGHAM & BUTLER CLAIMS SERVICES	3	3	100%	1	1	100%
CA190 GALLAGHER BASSETT SERVICES	8	3	38%	No Filings	No Filings	No Filings
CA300 SEDGWICK CLAIMS MANAGEMENT SERVICES	9	8	89%	4	4	100%
TPA Total	27	21	78% ▼	7	7	100% ▲
AXA INSURANCE GROUP Group Total	27	21	78% ▼	7	7	100% ▲
BATH IRON WORKS	MOPs Filed	Timely MOPs	Compliance	NOCs Filed	Timely NOCs	Compliance
CA036 BATH IRON WORKS	35	32	91%	3	3	100%
Total	35	32	91% ▲	3	3	100% ▲
BATH IRON WORKS Group Total	35	32	91% ▲	3	3	100% ▲
BENCHMARK ADMINISTRATORS, LLC	MOPs Filed	Timely MOPs	Compliance	NOCs Filed	Timely NOCs	Compliance
CA497 BENCHMARK ADMINISTRATORS, LLC	1	0	0%	1	1	100%
Total	1	0	0% ▼	1	1	100% ▲
BENCHMARK ADMINISTRATORS, LLC Group Total	1	0	0% ▼	1	1	100% ▲
BERKLEY CASUALTY INSURANCE	MOPs Filed	Timely MOPs	Compliance	NOCs Filed	Timely NOCs	Compliance
CA485 BERKLEY CASUALTY INSURANCE	1	0	0%	No Filings	No Filings	No Filings
Total	1	0	0% ▼	No Filings	No Filings	No Filings
BERKLEY CASUALTY INSURANCE Group Total	1	0	0% ▼	No Filings	No Filings	No Filings

INSURANCE GROUP COMPLIANCE
Initial MOP and Initial Indemnity NOC Filings
Annual 2023
1/1/2023 - 12/31/2023

Insurance Company	Total Initial MOPs Filed	Initial MOPs Filed Timely	Compliance Percentage	Total Initial Indemnity NOCs Filed	Initial Indemnity NOCs Filed Timely	Compliance Percentage
BERKSHIRE HATHAWAY GROUP	MOPs Filed	Timely MOPs	Compliance	NOCs Filed	Timely NOCs	Compliance
CA037 BERKSHIRE HATHAWAY DIRECT INSURANCE	No Filings	No Filings	No Filings	No Filings	No Filings	No Filings
CA114 BERKSHIRE HATHAWAY HOMESTATE INSURANCE	5	0	0%	No Filings	No Filings	No Filings
CA474 NATIONAL LIABILITY AND FIRE INSURANCE	No Filings	No Filings	No Filings	No Filings	No Filings	No Filings
CA498 WELLFLEET NEW YORK INSURANCE	No Filings	No Filings	No Filings	No Filings	No Filings	No Filings
Total	5	0	0% ▼	No Filings	No Filings	No Filings
BERKSHIRE HATHAWAY GROUP Group Total	5	0	0% ▼	No Filings	No Filings	No Filings
BROADSPIRE SERVICES	MOPs Filed	Timely MOPs	Compliance	NOCs Filed	Timely NOCs	Compliance
CA040 BROADSPIRE SERVICES	37	29	78%	31	26	84%
Total	37	29	78% ▼	31	26	84% ▼
BROADSPIRE SERVICES Group Total	37	29	78% ▼	31	26	84% ▼
CANNON COCHRAN MANAGEMENT SERVICES	MOPs Filed	Timely MOPs	Compliance	NOCs Filed	Timely NOCs	Compliance
CA070 CANNON COCHRAN MANAGEMENT SERVICES	48	34	71%	42	37	88%
Total	48	34	71% ▼	42	37	88% ▼
CANNON COCHRAN MANAGEMENT SERVICES Group Total	48	34	71% ▼	42	37	88% ▼
CAROLINA CASUALTY INSURANCE	MOPs Filed	Timely MOPs	Compliance	NOCs Filed	Timely NOCs	Compliance
CAROLINA CASUALTY INSURANCE	*	*	*	*	*	*
Total	*	*	*	*	*	*
CAROLINA CASUALTY INSURANCE TPA Administered Claims						
CA485 BERKLEY CASUALTY	1	0	0%	No Filings	No Filings	No Filings
CA190 GALLAGHER BASSETT SERVICES	4	3	75%	3	2	67%
TPA Total	5	3	60% ▼	3	2	67% ▼
CAROLINA CASUALTY INSURANCE Group Total	5	3	60% ▼	3	2	67% ▼
CHEROKEE INSURANCE	MOPs Filed	Timely MOPs	Compliance	NOCs Filed	Timely NOCs	Compliance
CA044 CHEROKEE INSURANCE	1	1	100%	No Filings	No Filings	No Filings
Total	1	1	100% ▲	No Filings	No Filings	No Filings
CHEROKEE INSURANCE Group Total	1	1	100% ▲	No Filings	No Filings	No Filings
CHESTERFIELD SERVICES	MOPs Filed	Timely MOPs	Compliance	NOCs Filed	Timely NOCs	Compliance
CA080 CHESTERFIELD SERVICES	2	2	100%	No Filings	No Filings	No Filings
Total	2	2	100% ▲	No Filings	No Filings	No Filings
CHESTERFIELD SERVICES Group Total	2	2	100% ▲	No Filings	No Filings	No Filings

INSURANCE GROUP COMPLIANCE
Initial MOP and Initial Indemnity NOC Filings
Annual 2023
1/1/2023 - 12/31/2023

Insurance Company	Total Initial MOPs Filed	Initial MOPs Filed Timely	Compliance Percentage	Total Initial Indemnity NOCs Filed	Initial Indemnity NOCs Filed Timely	Compliance Percentage
CHUBB INSURANCE	MOPs Filed	Timely MOPs	Compliance	NOCs Filed	Timely NOCs	Compliance
ACE INSURANCE	*	*	*	*	*	*
CA046 CHUBB INSURANCE	*	*	*	*	*	*
CA090 FEDERAL INSURANCE	*	*	*	*	*	*
INDEMNITY INS CO OF NORTH AMERICA	*	*	*	*	*	*
PACIFIC INDEMNITY CO	*	*	*	*	*	*
Total	*	*	*	*	*	*
CHUBB INSURANCE TPA Administered Claims						
CA040 BROADSPIRE SERVICES	1	1	100%	No Filings	No Filings	No Filings
CA070 CANNON COCHRAN MANAGEMENT SERVICES	3	2	67%	4	2	50%
CA072 CHARTER OAK FIRE INSURANCE	2	1	50%	No Filings	No Filings	No Filings
CA110 CONSTITUTION STATE SERVICES	4	2	50%	1	1	100%
CA116 CORVEL ENTERPRISE COMP	8	6	75%	16	14	88%
CA160 ESIS	28	22	79%	10	8	80%
CA190 GALLAGHER BASSETT SERVICES	61	39	64%	19	19	100%
CA204 HELMSMAN MANAGEMENT SERVICES	15	14	93%	17	17	100%
CA295 RYDER SERVICES	1	0	0%	No Filings	No Filings	No Filings
CA300 SEDGWICK CLAIMS MANAGEMENT SERVICES	70	57	81%	43	41	95%
TPA Total	193	144	75% ▼	110	102	93% ▲
CHUBB INSURANCE Group Total	193	144	75% ▼	110	102	93% ▲
CHURCH MUTUAL INSURANCE	MOPs Filed	Timely MOPs	Compliance	NOCs Filed	Timely NOCs	Compliance
CA084 CHURCH MUTUAL INSURANCE	*	*	*	*	*	*
Total	*	*	*	*	*	*
CHURCH MUTUAL INSURANCE TPA Administered Claims						
CA160 ESIS	4	3	75%	1	1	100%
TPA Total	4	3	75% ▼	1	1	100% ▲
CHURCH MUTUAL INSURANCE Group Total	4	3	75% ▼	1	1	100% ▲
CINCINNATI FINANCIAL GROUP	MOPs Filed	Timely MOPs	Compliance	NOCs Filed	Timely NOCs	Compliance
CA438 CINCINNATI INSURANCE	1	1	100%	2	2	100%
Total	1	1	100% ▲	2	2	100% ▲
CINCINNATI FINANCIAL GROUP Group Total	1	1	100% ▲	2	2	100% ▲

INSURANCE GROUP COMPLIANCE
Initial MOP and Initial Indemnity NOC Filings
Annual 2023
1/1/2023 - 12/31/2023

Insurance Company	Total Initial MOPs Filed	Initial MOPs Filed Timely	Compliance Percentage	Total Initial Indemnity NOCs Filed	Initial Indemnity NOCs Filed Timely	Compliance Percentage
CNA INSURANCE	MOPs Filed	Timely MOPs	Compliance	NOCs Filed	Timely NOCs	Compliance
CA017 AMERICAN CASUALTY COMPANY OF READING PA	1	0	0%	No Filings	No Filings	No Filings
CA083 CNA CLAIMS PLUS	6	5	83%	2	1	50%
CA271 NATIONAL FIRE INSURANCE	1	1	100%	No Filings	No Filings	No Filings
CA087 THE CONTINENTAL INSURANCE	2	2	100%	1	1	100%
CA314 TRANSPORTATION INSURANCE	1	1	100%	1	0	0%
CA329 VALLEY FORGE INSURANCE	2	2	100%	No Filings	No Filings	No Filings
Total	13	11	85% ▲	4	2	50% ▼
CNA INSURANCE TPA Administered Claims						
CA040 BROADSPIRE SERVICES	1	1	100%	1	0	0%
CA116 CORVEL ENTERPRISE COMP	No Filings	No Filings	No Filings	No Filings	No Filings	No Filings
CA190 GALLAGHER BASSETT SERVICES	1	1	100%	No Filings	No Filings	No Filings
CA300 SEDGWICK CLAIMS MANAGEMENT SERVICES	6	5	83%	11	10	91%
TPA Total	8	7	88% ▲	12	10	83% ▼
CNA INSURANCE Group Total	21	18	86% ▲	16	12	75% ▼
CONSTITUTION STATE SERVICES	MOPs Filed	Timely MOPs	Compliance	NOCs Filed	Timely NOCs	Compliance
CA110 CONSTITUTION STATE SERVICES	16	11	69%	1	1	100%
Total	16	11	69% ▼	1	1	100% ▲
CONSTITUTION STATE SERVICES Group Total	16	11	69% ▼	1	1	100% ▲
CONTINENTAL INDEMNITY	MOPs Filed	Timely MOPs	Compliance	NOCs Filed	Timely NOCs	Compliance
CA115 CONTINENTAL INDEMNITY	1	0	0%	No Filings	No Filings	No Filings
Total	1	0	0% ▼	No Filings	No Filings	No Filings
CONTINENTAL INDEMNITY Group Total	1	0	0% ▼	No Filings	No Filings	No Filings
CORVEL ENTERPRISE COMP	MOPs Filed	Timely MOPs	Compliance	NOCs Filed	Timely NOCs	Compliance
CA116 CORVEL ENTERPRISE COMP	53	36	68%	44	37	84%
Total	53	36	68% ▼	44	37	84% ▼
CORVEL ENTERPRISE COMP Group Total	53	36	68% ▼	44	37	84% ▼
COTTINGHAM & BUTLER CLAIMS SERVICES	MOPs Filed	Timely MOPs	Compliance	NOCs Filed	Timely NOCs	Compliance
CA117 COTTINGHAM & BUTLER CLAIMS SERVICES	9	7	78%	3	1	33%
Total	9	7	78% ▼	3	1	33% ▼
COTTINGHAM & BUTLER CLAIMS SERVICES Group Total	9	7	78% ▼	3	1	33% ▼
CROSS INSURANCE	MOPs Filed	Timely MOPs	Compliance	NOCs Filed	Timely NOCs	Compliance
CA093 CROSS INSURANCE	167	159	95%	338	336	99%
Total	167	159	95% ▲	338	336	99% ▲
CROSS INSURANCE Group Total	167	159	95% ▲	338	336	99% ▲

INSURANCE GROUP COMPLIANCE
Initial MOP and Initial Indemnity NOC Filings
Annual 2023
1/1/2023 - 12/31/2023

Insurance Company	Total Initial MOPs Filed	Initial MOPs Filed Timely	Compliance Percentage	Total Initial Indemnity NOCs Filed	Initial Indemnity NOCs Filed Timely	Compliance Percentage
DELHAIZE AMERICA LLC	MOPs Filed	Timely MOPs	Compliance	NOCs Filed	Timely NOCs	Compliance
CA496 DELHAIZE AMERICA LLC	84	72	86%	52	46	88%
Total	84	72	86% ▲	52	46	88% ▼
DELHAIZE AMERICA LLC Group Total	84	72	86% ▲	52	46	88% ▼
EASTERN ALLIANCE INSURANCE	MOPs Filed	Timely MOPs	Compliance	NOCs Filed	Timely NOCs	Compliance
CA141 EASTERN ALLIANCE INSURANCE	89	71	80%	16	13	81%
Total	89	71	80% ▼	16	13	81% ▼
EASTERN ALLIANCE INSURANCE Group Total	89	71	80% ▼	16	13	81% ▼
ELECTRIC INSURANCE	MOPs Filed	Timely MOPs	Compliance	NOCs Filed	Timely NOCs	Compliance
CA150 ELECTRIC INSURANCE	*	*	*	*	*	*
Total	*	*	*	*	*	*
ELECTRIC INSURANCE TPA Administered Claims						
CA300 SEDGWICK CLAIMS MANAGEMENT SERVICES	2	2	100%	3	3	100%
TPA Total	2	2	100% ▲	3	3	100% ▲
ELECTRIC INSURANCE Group Total	2	2	100% ▲	3	3	100% ▲
EMPLOYERS HOLDINGS GROUP	MOPs Filed	Timely MOPs	Compliance	NOCs Filed	Timely NOCs	Compliance
CA480 EMPLOYERS ASSURANCE	No Filings	No Filings	No Filings	No Filings	No Filings	No Filings
CA481 EMPLOYERS COMPENSATION INSURANCE	No Filings	No Filings	No Filings	1	0	0%
CA479 EMPLOYERS PREFERRED INSURANCE	2	0	0%	2	0	0%
Total	2	0	0% ▼	3	0	0% ▼
EMPLOYERS HOLDINGS GROUP Group Total	2	0	0% ▼	3	0	0% ▼
ESIS	MOPs Filed	Timely MOPs	Compliance	NOCs Filed	Timely NOCs	Compliance
CA160 ESIS	64	48	75%	15	13	87%
Total	64	48	75% ▼	15	13	87% ▼
ESIS Group Total	64	48	75% ▼	15	13	87% ▼
EVEREST REINS HOLDINGS GROUP	MOPs Filed	Timely MOPs	Compliance	NOCs Filed	Timely NOCs	Compliance
EVEREST REINS HOLDINGS	*	*	*	*	*	*
Total	*	*	*	*	*	*
EVEREST REINS HOLDINGS GROUP TPA Administered Claims						
CA116 CORVEL ENTERPRISE COMP	No Filings	No Filings	No Filings	No Filings	No Filings	No Filings
CA190 GALLAGHER BASSETT SERVICES	2	1	50%	No Filings	No Filings	No Filings
CA204 HELMSMAN MANAGEMENT SERVICES	1	0	0%	No Filings	No Filings	No Filings
CA300 SEDGWICK CLAIMS MANAGEMENT SERVICES	3	3	100%	No Filings	No Filings	No Filings
TPA Total	6	4	67% ▼	No Filings	No Filings	No Filings
EVEREST REINS HOLDINGS GROUP Group Total	6	4	67% ▼	No Filings	No Filings	No Filings

INSURANCE GROUP COMPLIANCE
Initial MOP and Initial Indemnity NOC Filings
Annual 2023
1/1/2023 - 12/31/2023

Insurance Company	Total Initial MOPs Filed	Initial MOPs Filed Timely	Compliance Percentage	Total Initial Indemnity NOCs Filed	Initial Indemnity NOCs Filed Timely	Compliance Percentage
FAIRFAX FINANCIAL GROUP	MOPs Filed	Timely MOPs	Compliance	NOCs Filed	Timely NOCs	Compliance
CA375 UNITED STATES FIRE INSURANCE	No Filings	No Filings	No Filings	No Filings	No Filings	No Filings
Total	No Filings	No Filings	No Filings	No Filings	No Filings	No Filings
FAIRFAX FINANCIAL GROUP TPA Administered Claims						
CA040 BROADSPIRE SERVICES	No Filings	No Filings	No Filings	2	2	100%
CA190 GALLAGHER BASSETT SERVICES	No Filings	No Filings	No Filings	No Filings	No Filings	No Filings
TPA Total	No Filings	No Filings	No Filings	2	2	100% ▲
FAIRFAX FINANCIAL GROUP Group Total	No Filings	No Filings	No Filings	2	2	100% ▲
FEDERATED MUTUAL INSURANCE	MOPs Filed	Timely MOPs	Compliance	NOCs Filed	Timely NOCs	Compliance
CA091 FEDERATED MUTUAL INSURANCE	5	0	0%	No Filings	No Filings	No Filings
Total	5	0	0% ▼	No Filings	No Filings	No Filings
FEDERATED MUTUAL INSURANCE Group Total	5	0	0% ▼	No Filings	No Filings	No Filings
FEDERATED RURAL ELECTRIC INSURANCE	MOPs Filed	Timely MOPs	Compliance	NOCs Filed	Timely NOCs	Compliance
CA475 FEDERATED RURAL ELECTRIC INSURANCE	1	0	0%	No Filings	No Filings	No Filings
Total	1	0	0% ▼	No Filings	No Filings	No Filings
FEDERATED RURAL ELECTRIC INSURANCE Group Total	1	0	0% ▼	No Filings	No Filings	No Filings
FRANKENMUTH INSURANCE	MOPs Filed	Timely MOPs	Compliance	NOCs Filed	Timely NOCs	Compliance
CA095 FRANKENMUTH INSURANCE	1	1	100%	No Filings	No Filings	No Filings
Total	1	1	100% ▲	No Filings	No Filings	No Filings
FRANKENMUTH INSURANCE Group Total	1	1	100% ▲	No Filings	No Filings	No Filings
FUTURECOMP	MOPs Filed	Timely MOPs	Compliance	NOCs Filed	Timely NOCs	Compliance
CA175 FUTURECOMP	28	22	79%	31	31	100%
Total	28	22	79% ▼	31	31	100% ▲
FUTURECOMP Group Total	28	22	79% ▼	31	31	100% ▲
GALLAGHER BASSETT SERVICES	MOPs Filed	Timely MOPs	Compliance	NOCs Filed	Timely NOCs	Compliance
CA190 GALLAGHER BASSETT SERVICES	260	150	58%	73	66	90%
Total	260	150	58% ▼	73	66	90% ▲
GALLAGHER BASSETT SERVICES Group Total	260	150	58% ▼	73	66	90% ▲
GREAT DIVIDE INSURANCE	MOPs Filed	Timely MOPs	Compliance	NOCs Filed	Timely NOCs	Compliance
CA189 GREAT DIVIDE INSURANCE	No Filings	No Filings	No Filings	No Filings	No Filings	No Filings
Total	No Filings	No Filings	No Filings	No Filings	No Filings	No Filings
GREAT DIVIDE INSURANCE Group Total	No Filings	No Filings	No Filings	No Filings	No Filings	No Filings

INSURANCE GROUP COMPLIANCE
Initial MOP and Initial Indemnity NOC Filings
Annual 2023
1/1/2023 - 12/31/2023

Insurance Company	Total Initial MOPs Filed	Initial MOPs Filed Timely	Compliance Percentage	Total Initial Indemnity NOCs Filed	Initial Indemnity NOCs Filed Timely	Compliance Percentage
GROUP 1001 INS HOLDINGS CLEAR SPRING PROPERTY & CASUALTY	MOPs Filed *	Timely MOPs *	Compliance *	NOCs Filed *	Timely NOCs *	Compliance *
Total	*	*	*	*	*	*
GROUP 1001 INS HOLDINGS TPA Administered Claims CA300 SEDGWICK CLAIMS MANAGEMENT SERVICES	2	1	50%	1	1	100%
TPA Total	2	1	50% ▼	1	1	100% ▲
GROUP 1001 INS HOLDINGS Group Total	2	1	50% ▼	1	1	100% ▲
GUARD INSURANCE	MOPs Filed	Timely MOPs	Compliance	NOCs Filed	Timely NOCs	Compliance
CA019 AMGUARD INSURANCE	8	6	75%	No Filings	No Filings	No Filings
CA140 EASTGUARD INSURANCE	1	0	0%	No Filings	No Filings	No Filings
CA272 NORGUARD INSURANCE	5	2	40%	1	1	100%
Total	14	8	57% ▼	1	1	100% ▲
GUARD INSURANCE Group Total	14	8	57% ▼	1	1	100% ▲
GUIDEONE INSURANCE GROUP GUIDEONE INSURANCE	MOPs Filed *	Timely MOPs *	Compliance *	NOCs Filed *	Timely NOCs *	Compliance *
Total	*	*	*	*	*	*
GUIDEONE INSURANCE GROUP TPA Administered Claims CA116 CORVEL ENTERPRISE COMP	1	0	0%	No Filings	No Filings	No Filings
TPA Total	1	0	0% ▼	No Filings	No Filings	No Filings
GUIDEONE INSURANCE GROUP Group Total	1	0	0% ▼	No Filings	No Filings	No Filings
HANOVER INSURANCE	MOPs Filed	Timely MOPs	Compliance	NOCs Filed	Timely NOCs	Compliance
CA428 ALLMERICA FINANCIAL BENEFIT INSURANCE	1	1	100%	1	1	100%
CA048 CITIZENS INSURANCE COMPANY OF AMERICA	9	5	56%	1	1	100%
CA429 HANOVER AMERICAN INSURANCE	No Filings	No Filings	No Filings	2	0	0%
CA202 HANOVER INSURANCE	3	3	100%	1	0	0%
CA228 MASSACHUSETTS BAY INSURANCE	No Filings	No Filings	No Filings	3	2	67%
Total	13	9	69% ▼	8	4	50% ▼
HANOVER INSURANCE Group Total	13	9	69% ▼	8	4	50% ▼

INSURANCE GROUP COMPLIANCE
Initial MOP and Initial Indemnity NOC Filings
Annual 2023
1/1/2023 - 12/31/2023

Insurance Company	Total Initial MOPs Filed	Initial MOPs Filed Timely	Compliance Percentage	Total Initial Indemnity NOCs Filed	Initial Indemnity NOCs Filed Timely	Compliance Percentage
HARTFORD INSURANCE	MOPs Filed	Timely MOPs	Compliance	NOCs Filed	Timely NOCs	Compliance
CA188 HARTFORD ACCIDENT & INDEMNITY	4	3	75%	3	3	100%
CA185 HARTFORD CASUALTY INSURANCE	2	2	100%	1	1	100%
CA203 HARTFORD FIRE INSURANCE	14	11	79%	6	6	100%
CA186 HARTFORD INSURANCE COMPANY OF THE MIDWEST	2	2	100%	2	2	100%
CA187 HARTFORD UNDERWRITERS INSURANCE	5	4	80%	6	4	67%
CA288 PROPERTY & CASUALTY INSURANCE COMPANY OF HARTFORD	15	14	93%	5	5	100%
CA296 SENTINEL INSURANCE	No Filings	No Filings	No Filings	No Filings	No Filings	No Filings
CA319 TRUMBULL INSURANCE	3	3	100%	3	3	100%
CA321 TWIN CITY FIRE INSURANCE	10	9	90%	5	5	100%
Total	55	48	87% ▲	31	29	94% ▲
HARTFORD INSURANCE TPA Administered Claims						
CA070 CANNON COCHRAN MANAGEMENT SERVICES	3	2	67%	1	1	100%
CA116 CORVEL ENTERPRISE COMP	1	1	100%	No Filings	No Filings	No Filings
CA300 SEDGWICK CLAIMS MANAGEMENT SERVICES	1	1	100%	2	2	100%
TPA Total	5	4	80% ▼	3	3	100% ▲
HARTFORD INSURANCE Group Total	60	52	87% ▲	34	32	94% ▲
HELMSMAN MANAGEMENT SERVICES	MOPs Filed	Timely MOPs	Compliance	NOCs Filed	Timely NOCs	Compliance
CA204 HELMSMAN MANAGEMENT SERVICES	31	27	87%	19	17	89%
Total	31	27	87% ▲	19	17	89% ▼
HELMSMAN MANAGEMENT SERVICES Group Total	31	27	87% ▲	19	17	89% ▼
HOUSTON INT INSURANCE GROUP	MOPs Filed	Timely MOPs	Compliance	NOCs Filed	Timely NOCs	Compliance
IMPERIUM INSURANCE	*	*	*	*	*	*
Total	*	*	*	*	*	*
HOUSTON INT INSURANCE GROUP TPA Administered Claims						
CA190 GALLAGHER BASSETT SERVICES	No Filings	No Filings	No Filings	No Filings	No Filings	No Filings
TPA Total	No Filings	No Filings	No Filings	No Filings	No Filings	No Filings
HOUSTON INT INSURANCE GROUP Group Total	No Filings	No Filings	No Filings	No Filings	No Filings	No Filings

INSURANCE GROUP COMPLIANCE
Initial MOP and Initial Indemnity NOC Filings
Annual 2023
1/1/2023 - 12/31/2023

Insurance Company	Total Initial MOPs Filed	Initial MOPs Filed Timely	Compliance Percentage	Total Initial Indemnity NOCs Filed	Initial Indemnity NOCs Filed Timely	Compliance Percentage
LIBERTY MUTUAL INSURANCE	MOPs Filed	Timely MOPs	Compliance	NOCs Filed	Timely NOCs	Compliance
CA003 AMERICAN FIRE & CASUALTY INSURANCE	1	1	100%	No Filings	No Filings	No Filings
CA380 EMPLOYERS INSURANCE OF WAUSAU	3	3	100%	No Filings	No Filings	No Filings
CA210 LIBERTY MUTUAL INSURANCE	112	100	89%	51	43	84%
CA406 OHIO CASUALTY INSURANCE	3	2	67%	No Filings	No Filings	No Filings
CA407 OHIO SECURITY INSURANCE	7	5	71%	2	2	100%
CA408 WEST AMERICAN INSURANCE	No Filings	No Filings	No Filings	No Filings	No Filings	No Filings
Total	126	111	88% ▲	53	45	85% ▼
LIBERTY MUTUAL INSURANCE TPA Administered Claims						
CA040 BROADSPIRE SERVICES	1	1	100%	No Filings	No Filings	No Filings
CA160 ESIS	3	1	33%	2	2	100%
CA190 GALLAGHER BASSETT SERVICES	1	1	100%	No Filings	No Filings	No Filings
CA300 SEDGWICK CLAIMS MANAGEMENT SERVICES	2	1	50%	3	1	33%
TPA Total	7	4	57% ▼	5	3	60% ▼
LIBERTY MUTUAL INSURANCE Group Total	133	115	86% ▲	58	48	83% ▼
MAINE EMPLOYERS' MUTUAL INSURANCE	MOPs Filed	Timely MOPs	Compliance	NOCs Filed	Timely NOCs	Compliance
CA260 MAINE EMPLOYERS' MUTUAL INSURANCE	1310	1093	83%	725	640	88%
Total	1310	1093	83% ▼	725	640	88% ▼
MAINE EMPLOYERS' MUTUAL INSURANCE TPA Administered Claims						
CA116 CORVEL ENTERPRISE COMP	1	1	100%	2	1	50%
TPA Total	1	1	100% ▲	2	1	50% ▼
MAINE EMPLOYERS' MUTUAL INSURANCE Group Total	1311	1094	83% ▼	727	641	88% ▼
MAINE HEALTHCARE ASSOCIATION	MOPs Filed	Timely MOPs	Compliance	NOCs Filed	Timely NOCs	Compliance
CA234 MAINE HEALTHCARE ASSOCIATION	59	50	85%	13	13	100%
Total	59	50	85% ▲	13	13	100% ▲
MAINE HEALTHCARE ASSOCIATION Group Total	59	50	85% ▲	13	13	100% ▲
MAINE MOTOR TRANSPORT ASSOCIATION	MOPs Filed	Timely MOPs	Compliance	NOCs Filed	Timely NOCs	Compliance
CA230 MAINE MOTOR TRANSPORT ASSOCIATION	19	18	95%	14	14	100%
Total	19	18	95% ▲	14	14	100% ▲
MAINE MOTOR TRANSPORT ASSOCIATION Group Total	19	18	95% ▲	14	14	100% ▲
MAINE MUNICIPAL ASSOCIATION	MOPs Filed	Timely MOPs	Compliance	NOCs Filed	Timely NOCs	Compliance
CA225 MAINE MUNICIPAL ASSOCIATION	161	152	94%	227	222	98%
Total	161	152	94% ▲	227	222	98% ▲
MAINE MUNICIPAL ASSOCIATION Group Total	161	152	94% ▲	227	222	98% ▲

INSURANCE GROUP COMPLIANCE
Initial MOP and Initial Indemnity NOC Filings
Annual 2023
1/1/2023 - 12/31/2023

Insurance Company	Total Initial MOPs Filed	Initial MOPs Filed Timely	Compliance Percentage	Total Initial Indemnity NOCs Filed	Initial Indemnity NOCs Filed Timely	Compliance Percentage
MAINE SCHOOL MANAGEMENT ASSOCIATION	MOPs Filed	Timely MOPs	Compliance	NOCs Filed	Timely NOCs	Compliance
CA250 MAINE SCHOOL MANAGEMENT ASSOCIATION	75	74	99%	27	27	100%
Total	75	74	99% ▲	27	27	100% ▲
MAINE SCHOOL MANAGEMENT ASSOCIATION Group Total	75	74	99% ▲	27	27	100% ▲
MARKEL CORP GROUP	MOPs Filed	Timely MOPs	Compliance	NOCs Filed	Timely NOCs	Compliance
CA434 MARKEL SERVICE INCORPORATED	3	3	100%	No Filings	No Filings	No Filings
Total	3	3	100% ▲	No Filings	No Filings	No Filings
MARKEL CORP GROUP TPA Administered Claims						
CA070 CANNON COCHRAN MANAGEMENT SERVICES	No Filings	No Filings	No Filings	1	1	100%
CA300 SEDGWICK CLAIMS MANAGEMENT SERVICES	No Filings	No Filings	No Filings	2	1	50%
TPA Total	No Filings	No Filings	No Filings	3	2	67% ▼
MARKEL CORP GROUP Group Total	3	3	100% ▲	3	2	67% ▼
MEADOWBROOK INSURANCE	MOPs Filed	Timely MOPs	Compliance	NOCs Filed	Timely NOCs	Compliance
CA255 MEADOWBROOK INSURANCE	1	1	100%	No Filings	No Filings	No Filings
Total	1	1	100% ▲	No Filings	No Filings	No Filings
MEADOWBROOK INSURANCE Group Total	1	1	100% ▲	No Filings	No Filings	No Filings
MITSUI SUMITOMO INS CO OF AMERICA	MOPs Filed	Timely MOPs	Compliance	NOCs Filed	Timely NOCs	Compliance
MITSUI SUMITOMO INS CO OF AMERICA	*	*	*	*	*	*
Total	*	*	*	*	*	*
MITSUI SUMITOMO INS CO OF AMERICA TPA Administered Claims						
CA070 CANNON COCHRAN MANAGEMENT SERVICES	2	1	50%	2	2	100%
TPA Total	2	1	50% ▼	2	2	100% ▲
MITSUI SUMITOMO INS CO OF AMERICA Group Total	2	1	50% ▼	2	2	100% ▲
NATIONWIDE INSURANCE	MOPs Filed	Timely MOPs	Compliance	NOCs Filed	Timely NOCs	Compliance
CA289 NATIONAL CASUALTY	No Filings	No Filings	No Filings	1	1	100%
CA291 NATIONWIDE AGRIBUSINESS INSURANCE	No Filings	No Filings	No Filings	1	1	100%
CA477 NATIONWIDE GENERAL INSURANCE	No Filings	No Filings	No Filings	No Filings	No Filings	No Filings
CA478 NATIONWIDE INSURANCE CO OF AMERICA	No Filings	No Filings	No Filings	2	1	50%
Total	No Filings	No Filings	No Filings	4	3	75% ▼
NATIONWIDE INSURANCE Group Total	No Filings	No Filings	No Filings	4	3	75% ▼
NEXT LEVEL ADMINISTRATORS LLC	MOPs Filed	Timely MOPs	Compliance	NOCs Filed	Timely NOCs	Compliance
CA433 NEXT LEVEL ADMINISTRATORS LLC	8	1	13%	7	3	43%
Total	8	1	13% ▼	7	3	43% ▼
NEXT LEVEL ADMINISTRATORS LLC Group Total	8	1	13% ▼	7	3	43% ▼

Maine Workers' Compensation Board
Initial MOP Filing Benchmark: 85%
Initial Indemnity NOC Benchmark: 90%

▲ Indicates benchmark met or exceeded
▼ Indicates benchmark not met

INSURANCE GROUP COMPLIANCE
Initial MOP and Initial Indemnity NOC Filings
Annual 2023
1/1/2023 - 12/31/2023

Insurance Company	Total Initial MOPs Filed	Initial MOPs Filed Timely	Compliance Percentage	Total Initial Indemnity NOCs Filed	Initial Indemnity NOCs Filed Timely	Compliance Percentage
NGM INSURANCE	MOPs Filed	Timely MOPs	Compliance	NOCs Filed	Timely NOCs	Compliance
CA265 NGM INSURANCE	*	*	*	*	*	*
Total	*	*	*	*	*	*
NGM INSURANCE TPA Administered Claims						
CA300 SEDGWICK CLAIMS MANAGEMENT SERVICES	No Filings	No Filings	No Filings	2	2	100%
TPA Total	No Filings	No Filings	No Filings	2	2	100% ▲
NGM INSURANCE Group Total	No Filings	No Filings	No Filings	2	2	100% ▲
NORTH AMERICAN RISK SERVICE	MOPs Filed	Timely MOPs	Compliance	NOCs Filed	Timely NOCs	Compliance
CA268 NORTH AMERICAN RISK SERVICE	1	0	0%	No Filings	No Filings	No Filings
Total	1	0	0% ▼	No Filings	No Filings	No Filings
NORTH AMERICAN RISK SERVICE Group Total	1	0	0% ▼	No Filings	No Filings	No Filings
OLD REPUBLIC INSURANCE	MOPs Filed	Timely MOPs	Compliance	NOCs Filed	Timely NOCs	Compliance
CA196 GREAT WEST CASUALTY	2	1	50%	No Filings	No Filings	No Filings
OLD REPUBLIC GENERAL INSURANCE CORP.	*	*	*	*	*	*
OLD REPUBLIC INSURANCE	*	*	*	*	*	*
Total	2	1	50% ▼	No Filings	No Filings	No Filings
OLD REPUBLIC INSURANCE TPA Administered Claims						
CA040 BROADSPIRE SERVICES	2	2	100%	3	1	33%
CA070 CANNON COCHRAN MANAGEMENT SERVICES	6	4	67%	6	5	83%
CA116 CORVEL ENTERPRISE COMP	3	2	67%	No Filings	No Filings	No Filings
CA190 GALLAGHER BASSETT SERVICES	12	9	75%	2	2	100%
CA204 HELMSMAN MANAGEMENT SERVICES	1	1	100%	No Filings	No Filings	No Filings
CA300 SEDGWICK CLAIMS MANAGEMENT SERVICES	13	10	77%	2	2	100%
CA280 TRISTAR CLAIMS MANAGEMENT SERVICES	3	0	0%	2	0	0%
TPA Total	40	28	70% ▼	15	10	67% ▼
OLD REPUBLIC INSURANCE Group Total	42	29	69% ▼	15	10	67% ▼
PENNSYLVANIA MFG ASSN	MOPs Filed	Timely MOPs	Compliance	NOCs Filed	Timely NOCs	Compliance
MANUFACTURERS ALLIANCE INSURANCE	*	*	*	*	*	*
PENNSYLVANIA MFG ASSN	*	*	*	*	*	*
PENNSYLVANIA MFG INDEMNITY CO	*	*	*	*	*	*
Total	*	*	*	*	*	*
PENNSYLVANIA MFG ASSN TPA Administered Claims						
CA190 GALLAGHER BASSETT SERVICES	12	8	67%	11	10	91%
CA323 THE AMERICAN EQUITY UNDERWRITERS	No Filings	No Filings	No Filings	No Filings	No Filings	No Filings
TPA Total	12	8	67% ▼	11	10	91% ▲
PENNSYLVANIA MFG ASSN Group Total	12	8	67% ▼	11	10	91% ▲

INSURANCE GROUP COMPLIANCE
Initial MOP and Initial Indemnity NOC Filings
Annual 2023
1/1/2023 - 12/31/2023

Insurance Company	Total Initial MOPs Filed	Initial MOPs Filed Timely	Compliance Percentage	Total Initial Indemnity NOCs Filed	Initial Indemnity NOCs Filed Timely	Compliance Percentage
PROTECTIVE INSURANCE	MOPs Filed	Timely MOPs	Compliance	NOCs Filed	Timely NOCs	Compliance
CA277 PROTECTIVE INSURANCE	*	*	*	*	*	*
Total	*	*	*	*	*	*
PROTECTIVE INSURANCE TPA Administered Claims						
CA040 BROADSPIRE SERVICES	11	6	55%	3	3	100%
TPA Total	11	6	55% ▼	3	3	100% ▲
PROTECTIVE INSURANCE Group Total	11	6	55% ▼	3	3	100% ▲
QBE INSURANCE GROUP	MOPs Filed	Timely MOPs	Compliance	NOCs Filed	Timely NOCs	Compliance
QBE INSURANCE GROUP	*	*	*	*	*	*
Total	*	*	*	*	*	*
QBE INSURANCE GROUP TPA Administered Claims						
CA268 NORTH AMERICAN RISK SERVICES	1	0	0%	No Filings	No Filings	No Filings
CA300 SEDGWICK CLAIMS MANAGEMENT SERVICES	11	9	82%	6	3	50%
TPA Total	12	9	75% ▼	6	3	50% ▼
QBE INSURANCE GROUP Group Total	12	9	75% ▼	6	3	50% ▼
RLI INSURANCE GROUP	MOPs Filed	Timely MOPs	Compliance	NOCs Filed	Timely NOCs	Compliance
RLI INSURANCE	*	*	*	*	*	*
Total	*	*	*	*	*	*
RLI INSURANCE GROUP TPA Administered Claims						
CA190 GALLAGHER BASSETT SERVICES	No Filings	No Filings	No Filings	No Filings	No Filings	No Filings
TPA Total	No Filings	No Filings	No Filings	No Filings	No Filings	No Filings
RLI INSURANCE GROUP Group Total	No Filings	No Filings	No Filings	No Filings	No Filings	No Filings
RYDER SERVICES	MOPs Filed	Timely MOPs	Compliance	NOCs Filed	Timely NOCs	Compliance
CA295 RYDER SERVICES	1	0	0%	No Filings	No Filings	No Filings
Total	1	0	0% ▼	No Filings	No Filings	No Filings
RYDER SERVICES Group Total	1	0	0% ▼	No Filings	No Filings	No Filings

INSURANCE GROUP COMPLIANCE
Initial MOP and Initial Indemnity NOC Filings
Annual 2023
1/1/2023 - 12/31/2023

Insurance Company	Total Initial MOPs Filed	Initial MOPs Filed Timely	Compliance Percentage	Total Initial Indemnity NOCs Filed	Initial Indemnity NOCs Filed Timely	Compliance Percentage
SAFETY NATIONAL CASUALTY CORP SAFETY NATIONAL CASUALTY CORP	MOPs Filed *	Timely MOPs *	Compliance *	NOCs Filed *	Timely NOCs *	Compliance *
Total	*	*	*	*	*	*
SAFETY NATIONAL CASUALTY CORP TPA Administered Claims						
CA040 BROADSPIRE SERVICES	5	4	80%	No Filings	No Filings	No Filings
CA110 CONSTITUTION STATE SERVICES	No Filings	No Filings	No Filings	No Filings	No Filings	No Filings
CA116 CORVEL ENTERPRISE COMP	3	1	33%	No Filings	No Filings	No Filings
CA190 GALLAGHER BASSETT SERVICES	17	13	76%	3	3	100%
CA204 HELMSMAN MANAGEMENT SERVICES	4	3	75%	No Filings	No Filings	No Filings
CA300 SEDGWICK CLAIMS MANAGEMENT SERVICES	8	4	50%	7	7	100%
CA280 TRISTAR CLAIMS MANAGEMENT SERVICES	3	1	33%	No Filings	No Filings	No Filings
TPA Total	40	26	65% ▼	10	10	100% ▲
SAFETY NATIONAL CASUALTY CORP Group Total	40	26	65% ▼	10	10	100% ▲
SAGAMORE INSURANCE SAGAMORE INSURANCE	MOPs Filed *	Timely MOPs *	Compliance *	NOCs Filed *	Timely NOCs *	Compliance *
Total	*	*	*	*	*	*
SAGAMORE INSURANCE TPA Administered Claims						
CA040 BROADSPIRE SERVICES	4	3	75%	No Filings	No Filings	No Filings
TPA Total	4	3	75% ▼	No Filings	No Filings	No Filings
SAGAMORE INSURANCE Group Total	4	3	75% ▼	No Filings	No Filings	No Filings
SEDGWICK CLAIMS MANAGEMENT SERVICES CA300 SEDGWICK CLAIMS MANAGEMENT SERVICES	MOPs Filed 222	Timely MOPs 169	Compliance 76%	NOCs Filed 148	Timely NOCs 134	Compliance 91%
Total	222	169	76% ▼	148	134	91% ▲
SEDGWICK CLAIMS MANAGEMENT SERVICES Group Total	222	169	76% ▼	148	134	91% ▲
SENTRY INSURANCE CA207 FLORISTS MUTUAL INSURANCE	MOPs Filed 2	Timely MOPs 2	Compliance 100%	NOCs Filed No Filings	Timely NOCs No Filings	Compliance No Filings
CA426 MIDDLESEX INSURANCE	5	3	60%	1	1	100%
CA402 SENTRY CASUALTY	10	9	90%	1	0	0%
CA305 SENTRY INSURANCE	9	8	89%	2	1	50%
CA308 SENTRY SELECT INSURANCE	1	0	0%	No Filings	No Filings	No Filings
Total	27	22	81% ▼	4	2	50% ▼
SENTRY INSURANCE Group Total	27	22	81% ▼	4	2	50% ▼

INSURANCE GROUP COMPLIANCE
Initial MOP and Initial Indemnity NOC Filings
Annual 2023
1/1/2023 - 12/31/2023

Insurance Company	Total Initial MOPs Filed	Initial MOPs Filed Timely	Compliance Percentage	Total Initial Indemnity NOCs Filed	Initial Indemnity NOCs Filed Timely	Compliance Percentage
SERVICE INSURANCE HOLDINGS SERVICE AMERICAN INDEMNITY	MOPs Filed *	Timely MOPs *	Compliance *	NOCs Filed *	Timely NOCs *	Compliance *
Total	*	*	*	*	*	*
SERVICE INSURANCE HOLDINGS TPA Administered Claims CA040 BROADSPIRE SERVICES	2	1	50%	1	0	0%
TPA Total	2	1	50% ▼	1	0	0% ▼
SERVICE INSURANCE HOLDINGS Group Total	2	1	50% ▼	1	0	0% ▼
SOMPO JAPAN INSURANCE SOMPO JAPAN INSURANCE COMPANY OF AMERICA	MOPs Filed *	Timely MOPs *	Compliance *	NOCs Filed *	Timely NOCs *	Compliance *
Total	*	*	*	*	*	*
SOMPO JAPAN INSURANCE TPA Administered Claims CA190 GALLAGHER BASSETT SERVICES	3	2	67%	2	1	50%
TPA Total	3	2	67% ▼	2	1	50% ▼
SOMPO JAPAN INSURANCE Group Total	3	2	67% ▼	2	1	50% ▼
STARR INDEMNITY INSURANCE STARR INDEMNITY INSURANCE	MOPs Filed *	Timely MOPs *	Compliance *	NOCs Filed *	Timely NOCs *	Compliance *
Total	*	*	*	*	*	*
STARR INDEMNITY INSURANCE TPA Administered Claims CA040 BROADSPIRE SERVICES CA160 ESIS CA190 GALLAGHER BASSETT SERVICES CA300 SEDGWICK CLAIMS MANAGEMENT SERVICES	No Filings 1 7 7	No Filings 0 3 7	No Filings 0% 43% 100%	No Filings No Filings 7 6	No Filings No Filings 7 6	No Filings No Filings 100% 100%
TPA Total	15	10	67% ▼	13	13	100% ▲
STARR INDEMNITY INSURANCE Group Total	15	10	67% ▼	13	13	100% ▲
STARSTONE NATIONAL INSURANCE STARSTONE NATIONAL INSURANCE	MOPs Filed *	Timely MOPs *	Compliance *	NOCs Filed *	Timely NOCs *	Compliance *
Total	*	*	*	*	*	*
STARSTONE NATIONAL INSURANCE TPA Administered Claims CA070 CANNON COCHRAN MANAGEMENT SERVICES	2	1	50%	1	1	100%
TPA Total	2	1	50% ▼	1	1	100% ▲
STARSTONE NATIONAL INSURANCE Group Total	2	1	50% ▼	1	1	100% ▲
STATE OF MAINE WORKERS' COMPENSATION TRUST CA307 STATE OF MAINE WORKERS' COMPENSATION TRUST	MOPs Filed 101	Timely MOPs 90	Compliance 89%	NOCs Filed 100	Timely NOCs 95	Compliance 95%
Total	101	90	89% ▲	100	95	95% ▲
STATE OF MAINE WORKERS' COMPENSATION TRUST Group Total	101	90	89% ▲	100	95	95% ▲

INSURANCE GROUP COMPLIANCE
Initial MOP and Initial Indemnity NOC Filings
Annual 2023
1/1/2023 - 12/31/2023

Insurance Company	Total Initial MOPs Filed	Initial MOPs Filed Timely	Compliance Percentage	Total Initial Indemnity NOCs Filed	Initial Indemnity NOCs Filed Timely	Compliance Percentage
SYNERNET	MOPs Filed	Timely MOPs	Compliance	NOCs Filed	Timely NOCs	Compliance
CA320 SYNERNET	228	205	90%	132	131	99%
Total	228	205	90% ▲	132	131	99% ▲
SYNERNET Group Total	228	205	90% ▲	132	131	99% ▲
THE AMERICAN EQUITY UNDERWRITERS	MOPs Filed	Timely MOPs	Compliance	NOCs Filed	Timely NOCs	Compliance
CA323 THE AMERICAN EQUITY UNDERWRITERS	No Filings	No Filings	No Filings	No Filings	No Filings	No Filings
Total	No Filings	No Filings	No Filings	No Filings	No Filings	No Filings
THE AMERICAN EQUITY UNDERWRITERS Group Total	No Filings	No Filings	No Filings	No Filings	No Filings	No Filings
TOKIO MARINE INSURANCE	MOPs Filed	Timely MOPs	Compliance	NOCs Filed	Timely NOCs	Compliance
CA414 TOKIO MARINE AMERICA INSURANCE	1	0	0%	No Filings	No Filings	No Filings
Total	1	0	0% ▼	No Filings	No Filings	No Filings
TOKIO MARINE INSURANCE Group Total	1	0	0% ▼	No Filings	No Filings	No Filings
TRAVELERS INSURANCE	MOPs Filed	Timely MOPs	Compliance	NOCs Filed	Timely NOCs	Compliance
CA072 CHARTER OAK FIRE INSURANCE	18	8	44%	4	2	50%
CA164 FARMINGTON CASUALTY	3	1	33%	No Filings	No Filings	No Filings
CA284 PHOENIX INSURANCE	3	2	67%	No Filings	No Filings	No Filings
CA306 STANDARD FIRE INSURANCE	83	65	78%	21	18	86%
CA347 TRAVELERS CASUALTY & SURETY	9	7	78%	1	1	100%
CA348 TRAVELERS CASUALTY INSURANCE COMPANY OF AMERICA	6	5	83%	No Filings	No Filings	No Filings
CA349 TRAVELERS COMMERCIAL CASUALTY	4	3	75%	2	1	50%
CA346 TRAVELERS INDEMNITY COMPANY OF AMERICA	6	3	50%	No Filings	No Filings	No Filings
CA345 TRAVELERS PROPERTY CASUALTY INSURANCE	5	5	100%	1	1	100%
Total	137	99	72% ▼	29	23	79% ▼
TRAVELERS INSURANCE TPA Administered Claims						
CA110 CONSTITUTION STATE SERVICES	6	3	50%	No Filings	No Filings	No Filings
CA300 SEDGWICK CLAIMS MANAGEMENT SERVICES	5	4	80%	1	1	100%
TPA Total	11	7	64% ▼	1	1	100% ▲
TRAVELERS INSURANCE Group Total	148	106	72% ▼	30	24	80% ▼
TRISTAR CLAIMS MANAGEMENT SERVICES	MOPs Filed	Timely MOPs	Compliance	NOCs Filed	Timely NOCs	Compliance
CA280 TRISTAR CLAIMS MANAGEMENT SERVICES	6	1	17%	2	0	0%
Total	6	1	17% ▼	2	0	0% ▼
TRISTAR CLAIMS MANAGEMENT SERVICES Group Total	6	1	17% ▼	2	0	0% ▼
TYSON FOODS INC	MOPs Filed	Timely MOPs	Compliance	NOCs Filed	Timely NOCs	Compliance
CA435 TYSON FOODS INC	2	0	0%	1	1	100%
Total	2	0	0% ▼	1	1	100% ▲
TYSON FOODS INC Group Total	2	0	0% ▼	1	1	100% ▲

Maine Workers' Compensation Board
Initial MOP Filing Benchmark: 85%
Initial Indemnity NOC Benchmark: 90%

▲ Indicates benchmark met or exceeded
▼ Indicates benchmark not met

INSURANCE GROUP COMPLIANCE
Initial MOP and Initial Indemnity NOC Filings
Annual 2023
1/1/2023 - 12/31/2023

Insurance Company	Total Initial MOPs Filed	Initial MOPs Filed Timely	Compliance Percentage	Total Initial Indemnity NOCs Filed	Initial Indemnity NOCs Filed Timely	Compliance Percentage
UTICA MUTUAL INSURANCE	MOPs Filed	Timely MOPs	Compliance	NOCs Filed	Timely NOCs	Compliance
CA324 UTICA MUTUAL INSURANCE	No Filings	No Filings	No Filings	No Filings	No Filings	No Filings
Total	No Filings	No Filings	No Filings	No Filings	No Filings	No Filings
UTICA MUTUAL INSURANCE Group Total	No Filings	No Filings	No Filings	No Filings	No Filings	No Filings
VANLINER INSURANCE	MOPs Filed	Timely MOPs	Compliance	NOCs Filed	Timely NOCs	Compliance
CA379 VANLINER INSURANCE	12	8	67%	7	7	100%
Total	12	8	67% ▼	7	7	100% ▲
VANLINER INSURANCE Group Total	12	8	67% ▼	7	7	100% ▲
WALMART CLAIMS SERVICES	MOPs Filed	Timely MOPs	Compliance	NOCs Filed	Timely NOCs	Compliance
CA100 WALMART CLAIMS SERVICES	30	24	80%	145	143	99%
Total	30	24	80% ▼	145	143	99% ▲
WALMART CLAIMS SERVICES Group Total	30	24	80% ▼	145	143	99% ▲
WORK FIRST CASUALTY	MOPs Filed	Timely MOPs	Compliance	NOCs Filed	Timely NOCs	Compliance
WORK FIRST CASUALTY	*	*	*	*	*	*
Total	*	*	*	*	*	*
WORK FIRST CASUALTY TPA Administered Claims						
CA040 BROADSPIRE SERVICES	No Filings	No Filings	No Filings	4	3	75%
TPA Total	No Filings	No Filings	No Filings	4	3	75% ▼
WORK FIRST CASUALTY Group Total	No Filings	No Filings	No Filings	4	3	75% ▼
ZURICH INSURANCE	MOPs Filed	Timely MOPs	Compliance	NOCs Filed	Timely NOCs	Compliance
CA021 AMERICAN GUARANTEE & LIABILITY	1	1	100%	1	1	100%
CA022 AMERICAN ZURICH	25	21	84%	24	23	96%
CA400 ZURICH AMERICAN INSURANCE	9	9	100%	9	8	89%
CA404 ZURICH AMERICAN INSURANCE COMPANY OF ILLINOIS	No Filings	No Filings	No Filings	2	2	100%
Total	35	31	89% ▲	36	34	94% ▲
ZURICH INSURANCE TPA Administered Claims						
CA040 BROADSPIRE SERVICES	3	3	100%	2	2	100%
CA080 CHESTERFIELD SERVICES	2	2	100%	No Filings	No Filings	No Filings
CA116 CORVEL ENTERPRISE COMP	20	17	85%	10	9	90%
CA117 COTTINGHAM & BUTLER CLAIMS SERVICES	6	4	67%	2	0	0%
CA160 ESIS	5	4	80%	No Filings	No Filings	No Filings
CA190 GALLAGHER BASSETT SERVICES	31	16	52%	7	7	100%
CA300 SEDGWICK CLAIMS MANAGEMENT SERVICES	5	2	40%	10	9	90%
TPA Total	72	48	67% ▼	31	27	87% ▼
ZURICH INSURANCE Group Total	107	79	74% ▼	67	61	91% ▲

IN-STATE GROUP COMPLIANCE

Lost Time FROI and Initial Indemnity Payments

Annual

1/1/2023 - 12/31/2023

		Total Lost Time FROIs Filed	Lost Time FROIs Filed Timely	Compliance Percentage	Total Initial Indemnity Payments Made	Initial Indemnity Payments Made Timely	Compliance Percentage
ACADIA INSURANCE		FROIs Filed	Timely FROIs	Compliance	Payments Made	Timely Payments	Compliance
CA010	Group Total	165	137	83% ▼	64	59	92% ▲
BATH IRON WORKS		FROIs Filed	Timely FROIs	Compliance	Payments Made	Timely Payments	Compliance
CA036	Group Total	46	44	96% ▲	35	31	89% ▲
CANNON COCHRAN MANAGEMENT SERVICES		FROIs Filed	Timely FROIs	Compliance	Payments Made	Timely Payments	Compliance
CA070	Group Total	181	138	76% ▼	48	39	81% ▼
CROSS INSURANCE		FROIs Filed	Timely FROIs	Compliance	Payments Made	Timely Payments	Compliance
CA093	Group Total	1302	1212	93% ▲	167	156	93% ▲
FRANKENMUTH INSURANCE		FROIs Filed	Timely FROIs	Compliance	Payments Made	Timely Payments	Compliance
CA095	Group Total	1	0	0% ▼	1	1	100% ▲
FUTURECOMP		FROIs Filed	Timely FROIs	Compliance	Payments Made	Timely Payments	Compliance
CA175	Group Total	158	157	99% ▲	28	26	93% ▲
MAINE EMPLOYERS' MUTUAL INSURANCE		FROIs Filed	Timely FROIs	Compliance	Payments Made	Timely Payments	Compliance
CA260	Group Total	4564	3292	72% ▼	1311	1142	87% ▲
MAINE HEALTHCARE ASSOCIATION		FROIs Filed	Timely FROIs	Compliance	Payments Made	Timely Payments	Compliance
CA234	Group Total	134	118	88% ▲	59	46	78% ▼
MAINE MOTOR TRANSPORT ASSOCIATION		FROIs Filed	Timely FROIs	Compliance	Payments Made	Timely Payments	Compliance
CA230	Group Total	105	102	97% ▲	19	18	95% ▲
MAINE MUNICIPAL ASSOCIATION		FROIs Filed	Timely FROIs	Compliance	Payments Made	Timely Payments	Compliance
CA225	Group Total	798	769	96% ▲	161	149	93% ▲
MAINE SCHOOL MANAGEMENT ASSOCIATION		FROIs Filed	Timely FROIs	Compliance	Payments Made	Timely Payments	Compliance
CA250	Group Total	265	246	93% ▲	75	73	97% ▲

Maine Workers' Compensation Board

Lost Time FROI Filing Benchmark: 85%

Initial Indemnity Payment Benchmark: 87%

* Indicates no claims activity

▲ Indicates benchmark met or exceed

IN-STATE GROUP COMPLIANCE
 Lost Time FROI and Initial Indemnity Payments
 Annual
 1/1/2023 - 12/31/2023

SEDGWICK CLAIMS MANAGEMENT SERVICES		FROIs Filed	Timely FROIs	Compliance	Payments Made	Timely Payments	Compliance
CA300	Group Total	861	624	72% ▼	222	157	71% ▼
STATE OF MAINE WORKERS' COMPENSATION TRUST		FROIs Filed	Timely FROIs	Compliance	Payments Made	Timely Payments	Compliance
CA307	Group Total	492	437	89% ▲	101	79	78% ▼
SYNERNET		FROIs Filed	Timely FROIs	Compliance	Payments Made	Timely Payments	Compliance
CA320	Group Total	975	941	97% ▲	228	204	89% ▲
		FROIs Filed	Timely FROIs	Compliance	Payments Made	Timely Payments	Compliance
TOTAL IN-STATE		9,237	7,639	83% ▼	2,308	2,024	88% ▼

IN-STATE GROUP COMPLIANCE

Initial MOP and Initial Indemnity NOC Filings

Annual

1/1/2023 - 12/31/2023

		Total Initial MOPs Filed	Initial MOPs Filed Timely	Compliance Percentage	Total Initial Indemnity NOCs Filed	Initial Indemnity NOCs Filed Timely	Compliance Percentage
ACADIA INSURANCE		MOPs Filed	Timely MOPs	Compliance	NOCs Filed	Timely NOCs	Compliance
CA010	Group Total	64	62	97% ▲	17	14	82% ▼
BATH IRON WORKS		MOPs Filed	Timely MOPs	Compliance	NOCs Filed	Timely NOCs	Compliance
CA036	Group Total	35	32	91% ▲	3	3	100% ▲
CANNON COCHRAN MANAGEMENT SERVICES		MOPs Filed	Timely MOPs	Compliance	NOCs Filed	Timely NOCs	Compliance
CA070	Group Total	48	34	71% ▼	42	37	88%
CROSS INSURANCE		MOPs Filed	Timely MOPs	Compliance	NOCs Filed	Timely NOCs	Compliance
CA093	Group Total	167	159	95% ▲	338	336	99% ▲
FRANKENMUTH INSURANCE		MOPs Filed	Timely MOPs	Compliance	NOCs Filed	Timely NOCs	Compliance
CA095	Group Total	1	1	100% ▲	No Filings	No Filings	No Filings
FUTURECOMP		MOPs Filed	Timely MOPs	Compliance	NOCs Filed	Timely NOCs	Compliance
CA175	Group Total	28	22	79% ▼	31	31	100% ▲
MAINE EMPLOYERS' MUTUAL INSURANCE		MOPs Filed	Timely MOPs	Compliance	NOCs Filed	Timely NOCs	Compliance
CA260	Group Total	1311	1094	83% ▼	727	641	88% ▼
MAINE HEALTHCARE ASSOCIATION		MOPs Filed	Timely MOPs	Compliance	NOCs Filed	Timely NOCs	Compliance
CA234	Group Total	59	50	85% ▲	13	13	100% ▲
MAINE MOTOR TRANSPORT ASSOCIATION		MOPs Filed	Timely MOPs	Compliance	NOCs Filed	Timely NOCs	Compliance
CA230	Group Total	19	18	95% ▲	14	14	100% ▲
MAINE MUNICIPAL ASSOCIATION		MOPs Filed	Timely MOPs	Compliance	NOCs Filed	Timely NOCs	Compliance
CA225	Group Total	161	152	94% ▲	227	222	98% ▲
MAINE SCHOOL MANAGEMENT ASSOCIATION		MOPs Filed	Timely MOPs	Compliance	NOCs Filed	Timely NOCs	Compliance
CA250	Group Total	75	74	99% ▲	27	27	100% ▲

Maine Workers' Compensation Board

Initial MOP Filing Benchmark: 85%

Initial Indemnity NOC Benchmark: 90%

* Indicates no claims activity

▲ Indicates benchmark met or exceeded

IN-STATE GROUP COMPLIANCE

Initial MOP and Initial Indemnity NOC Filings

Annual

1/1/2023 - 12/31/2023

		Total Initial MOPs Filed	Initial MOPs Filed Timely	Compliance Percentage	Total Initial Indemnity NOCs Filed	Initial Indemnity NOCs Filed Timely	Compliance Percentage
SYNERNET		MOPs Filed	Timely MOPs	Compliance	NOCs Filed	Timely NOCs	Compliance
CA320	Group Total	228	205	90% ▲	132	131	99% ▲
		MOPs Filed	Timely MOPs	Compliance	NOCs Filed	Timely NOCs	Compliance
TOTAL IN-STATE		2,308	2,001	87% ▲	1,676	1,571	94% ▲

OUT-OF-STATE GROUP COMPLIANCE

Lost Time FROI and Initial Indemnity Payments

Annual

1/1/2023 - 12/31/2023

		Total Lost Time FROIs Filed	Lost Time FROIs Filed Timely	Compliance Percentage	Total Initial Indemnity Payments Made	Initial Indemnity Payments Made Timely	Compliance Percentage
ACCIDENT FUND INSURANCE		FROIs Filed	Timely FROIs	Compliance	Payments Made	Timely Payments	Compliance
	Group Total	8	4	50% ▼	4	3	75% ▼
ACUITY MUTUAL INSURANCE		FROIs Filed	Timely FROIs	Compliance	Payments Made	Timely Payments	Compliance
CA418	Group Total	10	10	100% ▲	1	1	100% ▲
AIG INSURANCE		FROIs Filed	Timely FROIs	Compliance	Payments Made	Timely Payments	Compliance
CA015	Group Total	356	257	72% ▼	110	77	70% ▼
AIM MUTUAL GROUP		FROIs Filed	Timely FROIs	Compliance	Payments Made	Timely Payments	Compliance
	Group Total	34	31	91% ▲	11	9	82% ▼
AMERICAN FINANCIAL GROUP		FROIs Filed	Timely FROIs	Compliance	Payments Made	Timely Payments	Compliance
	Group Total	16	7	44% ▼	3	3	100% ▲
AMERISURE INSURANCE		FROIs Filed	Timely FROIs	Compliance	Payments Made	Timely Payments	Compliance
CA013	Group Total	6	5	83% ▼	No Filings	No Filings	No Filings
AMTRUST INSURANCE		FROIs Filed	Timely FROIs	Compliance	Payments Made	Timely Payments	Compliance
	Group Total	81	24	30% ▼	45	22	49% ▼
ARCH INSURANCE		FROIs Filed	Timely FROIs	Compliance	Payments Made	Timely Payments	Compliance
	Group Total	104	76	73% ▼	26	18	69% ▼
ARROW MUTUAL INSURANCE		FROIs Filed	Timely FROIs	Compliance	Payments Made	Timely Payments	Compliance
CA024	Group Total	2	2	100% ▲	1	1	100% ▲

Maine Workers' Compensation Board

Lost Time FROI Filing Benchmark: 85%

Initial Indemnity Payment Benchmark: 87%

▲ Indicates benchmark met or exceed

OUT-OF-STATE GROUP COMPLIANCE

Lost Time FROI and Initial Indemnity Payments

Annual

1/1/2023 - 12/31/2023

		Total Lost Time FROIs Filed	Lost Time FROIs Filed Timely	Compliance Percentage	Total Initial Indemnity Payments Made	Initial Indemnity Payments Made Timely	Compliance Percentage
AUTO OWNERS GROUP		FROIs Filed	Timely FROIs	Compliance	Payments Made	Timely Payments	Compliance
CA495	Group Total	2	1	50% ▼	1	1	100% ▲
AXA INSURANCE GROUP		FROIs Filed	Timely FROIs	Compliance	Payments Made	Timely Payments	Compliance
CA384	Group Total	67	40	60% ▼	27	19	70% ▼
BENCHMARK ADMINISTRATORS, LLC		FROIs Filed	Timely FROIs	Compliance	Payments Made	Timely Payments	Compliance
CA497	Group Total	1	0	0% ▼	1	0	0% ▼
BERKLEY CASUALTY INSURANCE		FROIs Filed	Timely FROIs	Compliance	Payments Made	Timely Payments	Compliance
CA485	Group Total	No Filings	No Filings	No Filings	1	0	0% ▼
BERKSHIRE HATHAWAY GROUP		FROIs Filed	Timely FROIs	Compliance	Payments Made	Timely Payments	Compliance
	Group Total	12	3	25% ▼	5	1	20% ▼
BROADSPIRE SERVICES		FROIs Filed	Timely FROIs	Compliance	Payments Made	Timely Payments	Compliance
CA040	Group Total	132	92	70% ▼	37	32	86% ▼
CAROLINA CASUALTY INSURANCE		FROIs Filed	Timely FROIs	Compliance	Payments Made	Timely Payments	Compliance
	Group Total	18	15	83% ▼	5	3	60% ▼
CHEROKEE INSURANCE		FROIs Filed	Timely FROIs	Compliance	Payments Made	Timely Payments	Compliance
CA044	Group Total	2	2	100% ▲	1	1	100% ▲
CHESTERFIELD SERVICES		FROIs Filed	Timely FROIs	Compliance	Payments Made	Timely Payments	Compliance
CA080	Group Total	2	2	100% ▲	2	2	100% ▲
CHUBB INSURANCE		FROIs Filed	Timely FROIs	Compliance	Payments Made	Timely Payments	Compliance
	Group Total	700	544	78% ▼	193	145	75% ▼

Maine Workers' Compensation Board

Lost Time FROI Filing Benchmark: 85%

Initial Indemnity Payment Benchmark: 87%

▲ Indicates benchmark met or exceed

OUT-OF-STATE GROUP COMPLIANCE

Lost Time FROI and Initial Indemnity Payments

Annual

1/1/2023 - 12/31/2023

		Total Lost Time FROIs Filed	Lost Time FROIs Filed Timely	Compliance Percentage	Total Initial Indemnity Payments Made	Initial Indemnity Payments Made Timely	Compliance Percentage
CHURCH MUTUAL INSURANCE		FROIs Filed	Timely FROIs	Compliance	Payments Made	Timely Payments	Compliance
CA084	Group Total	8	5	63% ▼	4	2	50% ▼
CINCINNATI FINANCIAL GROUP		FROIs Filed	Timely FROIs	Compliance	Payments Made	Timely Payments	Compliance
CA438	Group Total	15	11	73% ▼	1	1	100% ▲
CNA INSURANCE		FROIs Filed	Timely FROIs	Compliance	Payments Made	Timely Payments	Compliance
Group Total		75	48	64% ▼	22	19	86% ▼
CONSTITUTION STATE SERVICES		FROIs Filed	Timely FROIs	Compliance	Payments Made	Timely Payments	Compliance
CA110	Group Total	28	10	36% ▼	16	14	88% ▲
CONTINENTAL INDEMNITY		FROIs Filed	Timely FROIs	Compliance	Payments Made	Timely Payments	Compliance
CA115	Group Total	1	0	0% ▼	1	1	100% ▲
CORVEL ENTERPRISE COMP		FROIs Filed	Timely FROIs	Compliance	Payments Made	Timely Payments	Compliance
CA116	Group Total	250	175	70% ▼	53	36	68% ▼
COTTINGHAM & BUTLER CLAIMS SERVICES		FROIs Filed	Timely FROIs	Compliance	Payments Made	Timely Payments	Compliance
CA117	Group Total	17	6	35% ▼	9	7	78% ▼
DELHAIZE AMERICA LLC		FROIs Filed	Timely FROIs	Compliance	Payments Made	Timely Payments	Compliance
CA496	Group Total	246	194	79% ▼	84	72	86% ▼
EASTERN ALLIANCE INSURANCE		FROIs Filed	Timely FROIs	Compliance	Payments Made	Timely Payments	Compliance
CA141	Group Total	288	185	64% ▼	89	77	87% ▲
ELECTRIC INSURANCE		FROIs Filed	Timely FROIs	Compliance	Payments Made	Timely Payments	Compliance
CA150	Group Total	6	6	100% ▲	2	2	100% ▲

Maine Workers' Compensation Board

Lost Time FROI Filing Benchmark: 85%

Initial Indemnity Payment Benchmark: 87%

▲ Indicates benchmark met or exceed

OUT-OF-STATE GROUP COMPLIANCE

Lost Time FROI and Initial Indemnity Payments

Annual

1/1/2023 - 12/31/2023

		Total Lost Time FROIs Filed	Lost Time FROIs Filed Timely	Compliance Percentage	Total Initial Indemnity Payments Made	Initial Indemnity Payments Made Timely	Compliance Percentage
EMPLOYERS HOLDINGS GROUP		FROIs Filed	Timely FROIs	Compliance	Payments Made	Timely Payments	Compliance
	Group Total	13	1	8% ▼	2	0	0% ▼
ESIS		FROIs Filed	Timely FROIs	Compliance	Payments Made	Timely Payments	Compliance
CA160	Group Total	99	57	58% ▼	64	50	78% ▼
EVEREST REINS HOLDINGS GROUP		FROIs Filed	Timely FROIs	Compliance	Payments Made	Timely Payments	Compliance
	Group Total	32	21	66% ▼	6	2	33% ▼
FAIRFAX FINANCIAL GROUP		FROIs Filed	Timely FROIs	Compliance	Payments Made	Timely Payments	Compliance
	Group Total	8	6	75% ▼	No Filings	No Filings	No Filings
FEDERATED MUTUAL INSURANCE		FROIs Filed	Timely FROIs	Compliance	Payments Made	Timely Payments	Compliance
CA091	Group Total	6	3	50% ▼	5	2	40% ▼
FEDERATED RURAL ELECTRIC INSURANCE		FROIs Filed	Timely FROIs	Compliance	Payments Made	Timely Payments	Compliance
CA475	Group Total	No Filings	No Filings	No Filings	1	1	100% ▲
GALLAGHER BASSETT SERVICES		FROIs Filed	Timely FROIs	Compliance	Payments Made	Timely Payments	Compliance
CA190	Group Total	1019	841	83% ▼	260	147	57% ▼
GREAT DIVIDE INSURANCE		FROIs Filed	Timely FROIs	Compliance	Payments Made	Timely Payments	Compliance
CA189	Group Total	1	0	0% ▼	No Filings	No Filings	No Filings
GROUP 1001 INS HOLDINGS		FROIs Filed	Timely FROIs	Compliance	Payments Made	Timely Payments	Compliance
	Group Total	7	1	14% ▼	2	1	50% ▼
GUARD INSURANCE		FROIs Filed	Timely FROIs	Compliance	Payments Made	Timely Payments	Compliance
CA019	Group Total	37	25	68% ▼	14	12	86% ▼

Maine Workers' Compensation Board

Lost Time FROI Filing Benchmark: 85%

Initial Indemnity Payment Benchmark: 87%

▲ Indicates benchmark met or exceed

OUT-OF-STATE GROUP COMPLIANCE

Lost Time FROI and Initial Indemnity Payments

Annual

1/1/2023 - 12/31/2023

		Total Lost Time FROIs Filed	Lost Time FROIs Filed Timely	Compliance Percentage	Total Initial Indemnity Payments Made	Initial Indemnity Payments Made Timely	Compliance Percentage
GUIDEONE INSURANCE GROUP		FROIs Filed	Timely FROIs	Compliance	Payments Made	Timely Payments	Compliance
CA116	Group Total	No Filings	No Filings	No Filings	1	1	100% ▲
HANOVER INSURANCE		FROIs Filed	Timely FROIs	Compliance	Payments Made	Timely Payments	Compliance
	Group Total	32	13	41% ▼	13	10	77% ▼
HARTFORD INSURANCE		FROIs Filed	Timely FROIs	Compliance	Payments Made	Timely Payments	Compliance
	Group Total	161	112	70% ▼	60	52	87% ▲
HELMSMAN MANAGEMENT SERVICES		FROIs Filed	Timely FROIs	Compliance	Payments Made	Timely Payments	Compliance
CA204	Group Total	95	64	67% ▼	31	27	87% ▲
HOUSTON INT INSURANCE GROUP		FROIs Filed	Timely FROIs	Compliance	Payments Made	Timely Payments	Compliance
	Group Total	6	6	100% ▲	No Filings	No Filings	No Filings
LIBERTY MUTUAL INSURANCE		FROIs Filed	Timely FROIs	Compliance	Payments Made	Timely Payments	Compliance
	Group Total	302	205	68% ▼	133	117	88% ▲
MARKEL CORP GROUP		FROIs Filed	Timely FROIs	Compliance	Payments Made	Timely Payments	Compliance
CA434	Group Total	9	6	67% ▼	3	3	100% ▲
MEADOWBROOK INSURANCE		FROIs Filed	Timely FROIs	Compliance	Payments Made	Timely Payments	Compliance
CA255	Group Total	3	3	100% ▲	1	1	100% ▲
MITSUI SUMITOMO INS CO OF AMERICA		FROIs Filed	Timely FROIs	Compliance	Payments Made	Timely Payments	Compliance
	Group Total	4	3	75% ▼	2	1	50% ▼
NATIONWIDE INSURANCE		FROIs Filed	Timely FROIs	Compliance	Payments Made	Timely Payments	Compliance
	Group Total	6	3	50% ▼	No Filings	No Filings	No Filings

Maine Workers' Compensation Board

Lost Time FROI Filing Benchmark: 85%

Initial Indemnity Payment Benchmark: 87%

▲ Indicates benchmark met or exceed

OUT-OF-STATE GROUP COMPLIANCE

Lost Time FROI and Initial Indemnity Payments

Annual

1/1/2023 - 12/31/2023

		Total Lost Time FROIs Filed	Lost Time FROIs Filed Timely	Compliance Percentage	Total Initial Indemnity Payments Made	Initial Indemnity Payments Made Timely	Compliance Percentage
NEXT LEVEL ADMINISTRATORS LLC		FROIs Filed	Timely FROIs	Compliance	Payments Made	Timely Payments	Compliance
CA433	Group Total	21	13	62% ▼	8	4	50% ▼
NGM INSURANCE		FROIs Filed	Timely FROIs	Compliance	Payments Made	Timely Payments	Compliance
CA265	Group Total	2	1	50% ▼	No Filings	No Filings	No Filings
NORTH AMERICAN RISK SERVICE		FROIs Filed	Timely FROIs	Compliance	Payments Made	Timely Payments	Compliance
CA268	Group Total	No Filings	No Filings	No Filings	1	1	100% ▲
OLD REPUBLIC INSURANCE		FROIs Filed	Timely FROIs	Compliance	Payments Made	Timely Payments	Compliance
	Group Total	139	99	71% ▼	42	31	74% ▼
PENNSYLVANIA MFG ASSN		FROIs Filed	Timely FROIs	Compliance	Payments Made	Timely Payments	Compliance
	Group Total	72	55	76% ▼	12	6	50% ▼
PROTECTIVE INSURANCE		FROIs Filed	Timely FROIs	Compliance	Payments Made	Timely Payments	Compliance
CA277	Group Total	21	7	33% ▼	11	8	73% ▼
QBE INSURANCE GROUP		FROIs Filed	Timely FROIs	Compliance	Payments Made	Timely Payments	Compliance
	Group Total	31	13	42% ▼	12	6	50% ▼
RLI INSURANCE GROUP		FROIs Filed	Timely FROIs	Compliance	Payments Made	Timely Payments	Compliance
CA190	Group Total	5	5	100% ▲	No Filings	No Filings	No Filings
RYDER SERVICES		FROIs Filed	Timely FROIs	Compliance	Payments Made	Timely Payments	Compliance
CA295	Group Total	1	0	0% ▼	1	0	0% ▼
SAFETY NATIONAL CASUALTY CORP		FROIs Filed	Timely FROIs	Compliance	Payments Made	Timely Payments	Compliance
	Group Total	133	101	76% ▼	40	28	70% ▼

Maine Workers' Compensation Board

Lost Time FROI Filing Benchmark: 85%

Initial Indemnity Payment Benchmark: 87%

▲ Indicates benchmark met or exceed

OUT-OF-STATE GROUP COMPLIANCE

Lost Time FROI and Initial Indemnity Payments

Annual

1/1/2023 - 12/31/2023

		Total Lost Time FROIs Filed	Lost Time FROIs Filed Timely	Compliance Percentage	Total Initial Indemnity Payments Made	Initial Indemnity Payments Made Timely	Compliance Percentage
SAGAMORE INSURANCE		FROIs Filed	Timely FROIs	Compliance	Payments Made	Timely Payments	Compliance
Group Total		9	5	56% ▼	4	3	75% ▼
SENTRY INSURANCE		FROIs Filed	Timely FROIs	Compliance	Payments Made	Timely Payments	Compliance
CA402 Group Total		63	33	52% ▼	27	22	81% ▼
SERVICE INSURANCE HOLDINGS		FROIs Filed	Timely FROIs	Compliance	Payments Made	Timely Payments	Compliance
Group Total		6	3	50% ▼	2	1	50% ▼
SOMPO JAPAN INSURANCE		FROIs Filed	Timely FROIs	Compliance	Payments Made	Timely Payments	Compliance
Group Total		7	6	86% ▲	3	2	67% ▼
STARR INDEMNITY INSURANCE		FROIs Filed	Timely FROIs	Compliance	Payments Made	Timely Payments	Compliance
Group Total		81	58	72% ▼	15	9	60% ▼
STARSTONE NATIONAL INSURANCE		FROIs Filed	Timely FROIs	Compliance	Payments Made	Timely Payments	Compliance
Group Total		7	3	43% ▼	2	1	50% ▼
THE AMERICAN EQUITY UNDERWRITERS		FROIs Filed	Timely FROIs	Compliance	Payments Made	Timely Payments	Compliance
CA323 Group Total		5	3	60% ▼	No Filings	No Filings	No Filings
TOKIO MARINE INSURANCE		FROIs Filed	Timely FROIs	Compliance	Payments Made	Timely Payments	Compliance
CA414 Group Total		No Filings	No Filings	No Filings	1	1	100% ▲
TRAVELERS INSURANCE		FROIs Filed	Timely FROIs	Compliance	Payments Made	Timely Payments	Compliance
Group Total		255	130	51% ▼	148	105	71% ▼
TRISTAR CLAIMS MANAGEMENT SERVICES		FROIs Filed	Timely FROIs	Compliance	Payments Made	Timely Payments	Compliance
CA280 Group Total		8	0	0% ▼	6	3	50% ▼

Maine Workers' Compensation Board

Lost Time FROI Filing Benchmark: 85%

Initial Indemnity Payment Benchmark: 87%

▲ Indicates benchmark met or exceed

OUT-OF-STATE GROUP COMPLIANCE

Lost Time FROI and Initial Indemnity Payments

Annual

1/1/2023 - 12/31/2023

		Total Lost Time FROIs Filed	Lost Time FROIs Filed Timely	Compliance Percentage	Total Initial Indemnity Payments Made	Initial Indemnity Payments Made Timely	Compliance Percentage
TYSON FOODS INC		FROIs Filed	Timely FROIs	Compliance	Payments Made	Timely Payments	Compliance
CA435	Group Total	3	3	100% ▲	2	2	100% ▲
UTICA MUTUAL INSURANCE		FROIs Filed	Timely FROIs	Compliance	Payments Made	Timely Payments	Compliance
CA324	Group Total	1	0	0% ▼	No Filings	No Filings	No Filings
VANLINER INSURANCE		FROIs Filed	Timely FROIs	Compliance	Payments Made	Timely Payments	Compliance
CA379	Group Total	28	27	96% ▲	12	11	92% ▲
WALMART CLAIMS SERVICES		FROIs Filed	Timely FROIs	Compliance	Payments Made	Timely Payments	Compliance
CA100	Group Total	376	351	93% ▲	30	29	97% ▲
WORK FIRST CASUALTY		FROIs Filed	Timely FROIs	Compliance	Payments Made	Timely Payments	Compliance
	Group Total	6	5	83% ▼	No Filings	No Filings	No Filings
ZURICH INSURANCE		FROIs Filed	Timely FROIs	Compliance	Payments Made	Timely Payments	Compliance
	Group Total	365	279	76% ▼	No Filings	No Filings	No Filings
TOTAL OUT-OF-STATE		FROIs Filed	Timely FROIs	Compliance	Payments Made	Timely Payments	Compliance
		5,972	4,325	73% ▼	1,838	1,350	73% ▼

Maine Workers' Compensation Board

Lost Time FROI Filing Benchmark: 85%

Initial Indemnity Payment Benchmark: 87%

▲ Indicates benchmark met or exceed

OUT-OF-STATE GROUP COMPLIANCE

Initial MOP and Initial Indemnity NOC Filings

Annual

1/1/2023 - 12/31/2023

		Total Initial MOPs Filed	Initial MOPs Filed Timely	Compliance Percentage	Total Initial Indemnity NOCs Filed	Initial Indemnity NOCs Filed Timely	Compliance Percentage
ACCIDENT FUND INSURANCE		MOPs Filed	Timely MOPs	Compliance	NOCs Filed	Timely NOCs	Compliance
	Group Total	4	2	50% ▼	No Filings	No Filings	No Filings
ACUITY MUTUAL INSURANCE		MOPs Filed	Timely MOPs	Compliance	NOCs Filed	Timely NOCs	Compliance
CA418	Group Total	1	1	100% ▲	2	2	100% ▲
AIG INSURANCE		MOPs Filed	Timely MOPs	Compliance	NOCs Filed	Timely NOCs	Compliance
CA015	Group Total	110	74	67% ▼	35	33	94% ▲
AIM MUTUAL GROUP		MOPs Filed	Timely MOPs	Compliance	NOCs Filed	Timely NOCs	Compliance
	Group Total	11	9	82% ▼	4	4	100% ▲
AMERICAN FINANCIAL GROUP		MOPs Filed	Timely MOPs	Compliance	NOCs Filed	Timely NOCs	Compliance
	Group Total	3	3	100% ▲	1	0	0% ▼
AMERISURE INSURANCE		MOPs Filed	Timely MOPs	Compliance	NOCs Filed	Timely NOCs	Compliance
CA013	Group Total	No Filings	No Filings	No Filings	1	0	0% ▼
AMTRUST INSURANCE		MOPs Filed	Timely MOPs	Compliance	NOCs Filed	Timely NOCs	Compliance
	Group Total	45	28	62% ▼	15	11	73% ▼
ARCH INSURANCE		MOPs Filed	Timely MOPs	Compliance	NOCs Filed	Timely NOCs	Compliance
	Group Total	26	18	69% ▼	24	18	75% ▼
ARROW MUTUAL INSURANCE		MOPs Filed	Timely MOPs	Compliance	NOCs Filed	Timely NOCs	Compliance
CA024	Group Total	1	1	100% ▲	No Filings	No Filings	No Filings

Maine Workers' Compensation Board

Initial MOP Filing Benchmark: 85%

Initial Indemnity NOC Benchmark: 90%

▲ Indicates benchmark met or exceeded

OUT-OF-STATE GROUP COMPLIANCE

Initial MOP and Initial Indemnity NOC Filings

Annual

1/1/2023 - 12/31/2023

		Total Initial MOPs Filed	Initial MOPs Filed Timely	Compliance Percentage	Total Initial Indemnity NOCs Filed	Initial Indemnity NOCs Filed Timely	Compliance Percentage
AUTO OWNERS GROUP		MOPs Filed	Timely MOPs	Compliance	NOCs Filed	Timely NOCs	Compliance
CA495	Group Total	1	1	100% ▲	No Filings	No Filings	No Filings
AXA INSURANCE GROUP		MOPs Filed	Timely MOPs	Compliance	NOCs Filed	Timely NOCs	Compliance
CA384	Group Total	27	21	78% ▼	7	7	100% ▲
BENCHMARK ADMINISTRATORS, LLC		MOPs Filed	Timely MOPs	Compliance	NOCs Filed	Timely NOCs	Compliance
CA497	Group Total	1	0	0% ▼	1	1	100% ▲
BERKLEY CASUALTY INSURANCE		MOPs Filed	Timely MOPs	Compliance	NOCs Filed	Timely NOCs	Compliance
CA485	Group Total	1	0	0% ▼	No Filings	No Filings	No Filings
BERKSHIRE HATHAWAY GROUP		MOPs Filed	Timely MOPs	Compliance	NOCs Filed	Timely NOCs	Compliance
	Group Total	5	0	0% ▼	No Filings	No Filings	No Filings
BROADSPIRE SERVICES		MOPs Filed	Timely MOPs	Compliance	NOCs Filed	Timely NOCs	Compliance
CA040	Group Total	37	29	78% ▼	31	26	84% ▼
CAROLINA CASUALTY INSURANCE		MOPs Filed	Timely MOPs	Compliance	NOCs Filed	Timely NOCs	Compliance
	Group Total	5	3	60% ▼	3	2	67% ▼
CHEROKEE INSURANCE		MOPs Filed	Timely MOPs	Compliance	NOCs Filed	Timely NOCs	Compliance
CA044	Group Total	1	1	100% ▲	No Filings	No Filings	No Filings
CHESTERFIELD SERVICES		MOPs Filed	Timely MOPs	Compliance	NOCs Filed	Timely NOCs	Compliance
CA080	Group Total	2	2	100% ▲	No Filings	No Filings	No Filings
CHUBB INSURANCE		MOPs Filed	Timely MOPs	Compliance	NOCs Filed	Timely NOCs	Compliance
	Group Total	193	144	75% ▼	110	102	93% ▲

Maine Workers' Compensation Board

Initial MOP Filing Benchmark: 85%

Initial Indemnity NOC Benchmark: 90%

▲ Indicates benchmark met or exceeded

OUT-OF-STATE GROUP COMPLIANCE

Initial MOP and Initial Indemnity NOC Filings

Annual

1/1/2023 - 12/31/2023

		Total Initial MOPs Filed	Initial MOPs Filed Timely	Compliance Percentage	Total Initial Indemnity NOCs Filed	Initial Indemnity NOCs Filed Timely	Compliance Percentage
CHURCH MUTUAL INSURANCE		MOPs Filed	Timely MOPs	Compliance	NOCs Filed	Timely NOCs	Compliance
CA084	Group Total	4	3	75% ▼	1	1	100% ▲
CINCINNATI FINANCIAL GROUP		MOPs Filed	Timely MOPs	Compliance	NOCs Filed	Timely NOCs	Compliance
CA438	Group Total	1	1	100% ▲	2	2	100% ▲
CNA INSURANCE		MOPs Filed	Timely MOPs	Compliance	NOCs Filed	Timely NOCs	Compliance
Group Total		21	18	86% ▲	16	12	75% ▼
CONSTITUTION STATE SERVICES		MOPs Filed	Timely MOPs	Compliance	NOCs Filed	Timely NOCs	Compliance
CA110	Group Total	16	11	69% ▼	1	1	100% ▲
CONTINENTAL INDEMNITY		MOPs Filed	Timely MOPs	Compliance	NOCs Filed	Timely NOCs	Compliance
CA115	Group Total	1	0	0% ▼	No Filings	No Filings	No Filings
CORVEL ENTERPRISE COMP		MOPs Filed	Timely MOPs	Compliance	NOCs Filed	Timely NOCs	Compliance
CA116	Group Total	53	36	68% ▼	44	37	84% ▼
COTTINGHAM & BUTLER CLAIMS SERVICES		MOPs Filed	Timely MOPs	Compliance	NOCs Filed	Timely NOCs	Compliance
CA117	Group Total	9	7	78% ▼	3	1	33% ▼
DELHAIZE AMERICA LLC		MOPs Filed	Timely MOPs	Compliance	NOCs Filed	Timely NOCs	Compliance
CA496	Group Total	84	72	86% ▲	52	46	88% ▼
EASTERN ALLIANCE INSURANCE		MOPs Filed	Timely MOPs	Compliance	NOCs Filed	Timely NOCs	Compliance
CA141	Group Total	89	71	80% ▼	16	13	81% ▼
ELECTRIC INSURANCE		MOPs Filed	Timely MOPs	Compliance	NOCs Filed	Timely NOCs	Compliance
CA150	Group Total	2	2	100% ▲	3	3	100% ▲

Maine Workers' Compensation Board

Initial MOP Filing Benchmark: 85%

Initial Indemnity NOC Benchmark: 90%

▲ Indicates benchmark met or exceeded

OUT-OF-STATE GROUP COMPLIANCE

Initial MOP and Initial Indemnity NOC Filings

Annual

1/1/2023 - 12/31/2023

		Total Initial MOPs Filed	Initial MOPs Filed Timely	Compliance Percentage	Total Initial Indemnity NOCs Filed	Initial Indemnity NOCs Filed Timely	Compliance Percentage
EMPLOYERS HOLDINGS GROUP		MOPs Filed	Timely MOPs	Compliance	NOCs Filed	Timely NOCs	Compliance
	Group Total	2	0	0% ▼	3	0	0% ▼
ESIS		MOPs Filed	Timely MOPs	Compliance	NOCs Filed	Timely NOCs	Compliance
CA160	Group Total	64	48	75% ▼	15	13	87% ▼
EVEREST REINS HOLDINGS GROUP		MOPs Filed	Timely MOPs	Compliance	NOCs Filed	Timely NOCs	Compliance
	Group Total	6	4	67% ▼	No Filings	No Filings	No Filings
FAIRFAX FINANCIAL GROUP		MOPs Filed	Timely MOPs	Compliance	NOCs Filed	Timely NOCs	Compliance
CA375	Group Total	No Filings	No Filings	No Filings	2	2	100% ▲
FEDERATED MUTUAL INSURANCE		MOPs Filed	Timely MOPs	Compliance	NOCs Filed	Timely NOCs	Compliance
CA091	Group Total	5	0	0% ▼	No Filings	No Filings	No Filings
FEDERATED RURAL ELECTRIC INSURANCE		MOPs Filed	Timely MOPs	Compliance	NOCs Filed	Timely NOCs	Compliance
CA475	Group Total	1	0	0% ▼	No Filings	No Filings	No Filings
GALLAGHER BASSETT SERVICES		MOPs Filed	Timely MOPs	Compliance	NOCs Filed	Timely NOCs	Compliance
CA190	Group Total	260	150	58% ▼	73	66	90% ▲
GREAT DIVIDE INSURANCE		MOPs Filed	Timely MOPs	Compliance	NOCs Filed	Timely NOCs	Compliance
CA189	Group Total	No Filings	No Filings	No Filings	No Filings	No Filings	No Filings
GROUP 1001 INS HOLDINGS		MOPs Filed	Timely MOPs	Compliance	NOCs Filed	Timely NOCs	Compliance
	Group Total	2	1	50% ▼	1	1	100% ▲
GUARD INSURANCE		MOPs Filed	Timely MOPs	Compliance	NOCs Filed	Timely NOCs	Compliance
	Group Total	14	8	57% ▼	1	1	100% ▲

Maine Workers' Compensation Board

Initial MOP Filing Benchmark: 85%

Initial Indemnity NOC Benchmark: 90%

▲ Indicates benchmark met or exceeded

OUT-OF-STATE GROUP COMPLIANCE

Initial MOP and Initial Indemnity NOC Filings

Annual

1/1/2023 - 12/31/2023

		Total Initial MOPs Filed	Initial MOPs Filed Timely	Compliance Percentage	Total Initial Indemnity NOCs Filed	Initial Indemnity NOCs Filed Timely	Compliance Percentage
GUIDEONE INSURANCE GROUP		MOPs Filed	Timely MOPs	Compliance	NOCs Filed	Timely NOCs	Compliance
	Group Total	1	0	0% ▼	No Filings	No Filings	No Filings
HANOVER INSURANCE		MOPs Filed	Timely MOPs	Compliance	NOCs Filed	Timely NOCs	Compliance
	Group Total	13	9	69% ▼	8	4	50% ▼
HARTFORD INSURANCE		MOPs Filed	Timely MOPs	Compliance	NOCs Filed	Timely NOCs	Compliance
	Group Total	60	52	87% ▲	34	32	94% ▲
HELMSMAN MANAGEMENT SERVICES		MOPs Filed	Timely MOPs	Compliance	NOCs Filed	Timely NOCs	Compliance
CA204	Group Total	31	27	87% ▲	19	17	89% ▼
HOUSTON INT INSURANCE GROUP		MOPs Filed	Timely MOPs	Compliance	NOCs Filed	Timely NOCs	Compliance
	Group Total	No Filings	No Filings	No Filings	No Filings	No Filings	No Filings
LIBERTY MUTUAL INSURANCE		MOPs Filed	Timely MOPs	Compliance	NOCs Filed	Timely NOCs	Compliance
	Group Total	133	115	86% ▲	58	48	83% ▼
MARKEL CORP GROUP		MOPs Filed	Timely MOPs	Compliance	NOCs Filed	Timely NOCs	Compliance
CA434	Group Total	3	3	100% ▲	3	2	67% ▼
MEADOWBROOK INSURANCE		MOPs Filed	Timely MOPs	Compliance	NOCs Filed	Timely NOCs	Compliance
CA255	Group Total	1	1	100% ▲	No Filings	No Filings	No Filings
MITSUI SUMITOMO INS CO OF AMERICA		MOPs Filed	Timely MOPs	Compliance	NOCs Filed	Timely NOCs	Compliance
	Group Total	2	1	50% ▼	2	2	100% ▲
NATIONWIDE INSURANCE		MOPs Filed	Timely MOPs	Compliance	NOCs Filed	Timely NOCs	Compliance
	Group Total	No Filings	No Filings	No Filings	4	3	75% ▼

Maine Workers' Compensation Board

Initial MOP Filing Benchmark: 85%

Initial Indemnity NOC Benchmark: 90%

▲ Indicates benchmark met or exceeded

OUT-OF-STATE GROUP COMPLIANCE

Initial MOP and Initial Indemnity NOC Filings

Annual

1/1/2023 - 12/31/2023

		Total Initial MOPs Filed	Initial MOPs Filed Timely	Compliance Percentage	Total Initial Indemnity NOCs Filed	Initial Indemnity NOCs Filed Timely	Compliance Percentage
NEXT LEVEL ADMINISTRATORS LLC		MOPs Filed	Timely MOPs	Compliance	NOCs Filed	Timely NOCs	Compliance
CA433	Group Total	8	1	13% ▼	7	3	43% ▼
NGM INSURANCE		MOPs Filed	Timely MOPs	Compliance	NOCs Filed	Timely NOCs	Compliance
CA265	Group Total	No Filings	No Filings	No Filings	2	2	100% ▲
NORTH AMERICAN RISK SERVICE		MOPs Filed	Timely MOPs	Compliance	NOCs Filed	Timely NOCs	Compliance
CA268	Group Total	1	0	0% ▼	No Filings	No Filings	No Filings
OLD REPUBLIC INSURANCE		MOPs Filed	Timely MOPs	Compliance	NOCs Filed	Timely NOCs	Compliance
	Group Total	42	29	69% ▼	15	10	67% ▼
PENNSYLVANIA MFG ASSN		MOPs Filed	Timely MOPs	Compliance	NOCs Filed	Timely NOCs	Compliance
	Group Total	12	8	67% ▼	11	10	91% ▲
PROTECTIVE INSURANCE		MOPs Filed	Timely MOPs	Compliance	NOCs Filed	Timely NOCs	Compliance
CA277	Group Total	11	6	55% ▼	3	3	100% ▲
QBE INSURANCE GROUP		MOPs Filed	Timely MOPs	Compliance	NOCs Filed	Timely NOCs	Compliance
	Group Total	12	9	75% ▼	6	3	50% ▼
RLI INSURANCE GROUP		MOPs Filed	Timely MOPs	Compliance	NOCs Filed	Timely NOCs	Compliance
	Group Total	No Filings	No Filings	No Filings	No Filings	No Filings	No Filings
RYDER SERVICES		MOPs Filed	Timely MOPs	Compliance	NOCs Filed	Timely NOCs	Compliance
CA295	Group Total	1	0	0% ▼	No Filings	No Filings	No Filings

Maine Workers' Compensation Board

Initial MOP Filing Benchmark: 85%

Initial Indemnity NOC Benchmark: 90%

▲ Indicates benchmark met or exceeded

OUT-OF-STATE GROUP COMPLIANCE

Initial MOP and Initial Indemnity NOC Filings

Annual

1/1/2023 - 12/31/2023

	Total Initial MOPs Filed	Initial MOPs Filed Timely	Compliance Percentage	Total Initial Indemnity NOCs Filed	Initial Indemnity NOCs Filed Timely	Compliance Percentage
SAFETY NATIONAL CASUALTY CORP	MOPs Filed	Timely MOPs	Compliance	NOCs Filed	Timely NOCs	Compliance
Group Total	40	26	65% ▼	10	10	100% ▲
SAGAMORE INSURANCE	MOPs Filed	Timely MOPs	Compliance	NOCs Filed	Timely NOCs	Compliance
Group Total	4	3	75% ▼	No Filings	No Filings	No Filings
SENTRY INSURANCE	MOPs Filed	Timely MOPs	Compliance	NOCs Filed	Timely NOCs	Compliance
Group Total	27	22	81% ▼	4	2	50% ▼
SERVICE INSURANCE HOLDINGS	MOPs Filed	Timely MOPs	Compliance	NOCs Filed	Timely NOCs	Compliance
Group Total	2	1	50% ▼	1	0	0% ▼
SOMPO JAPAN INSURANCE	MOPs Filed	Timely MOPs	Compliance	NOCs Filed	Timely NOCs	Compliance
Group Total	3	2	67% ▼	2	1	50% ▼
STARR INDEMNITY INSURANCE	MOPs Filed	Timely MOPs	Compliance	NOCs Filed	Timely NOCs	Compliance
Group Total	15	10	67% ▼	13	13	100% ▲
STARSTONE NATIONAL INSURANCE	MOPs Filed	Timely MOPs	Compliance	NOCs Filed	Timely NOCs	Compliance
Group Total	2	1	50% ▼	1	1	100% ▲
THE AMERICAN EQUITY UNDERWRITERS	MOPs Filed	Timely MOPs	Compliance	NOCs Filed	Timely NOCs	Compliance
CA323 style="text-align: right;">Group Total	No Filings	No Filings	No Filings	No Filings	No Filings	No Filings
TOKIO MARINE INSURANCE	MOPs Filed	Timely MOPs	Compliance	NOCs Filed	Timely NOCs	Compliance
CA414 style="text-align: right;">Group Total	1	0	0% ▼	No Filings	No Filings	No Filings
TRAVELERS INSURANCE	MOPs Filed	Timely MOPs	Compliance	NOCs Filed	Timely NOCs	Compliance
Group Total	148	106	72% ▼	30	24	80% ▼

Maine Workers' Compensation Board

Initial MOP Filing Benchmark: 85%

Initial Indemnity NOC Benchmark: 90%

▲ Indicates benchmark met or exceeded

OUT-OF-STATE GROUP COMPLIANCE

Initial MOP and Initial Indemnity NOC Filings

Annual

1/1/2023 - 12/31/2023

		Total Initial MOPs Filed	Initial MOPs Filed Timely	Compliance Percentage	Total Initial Indemnity NOCs Filed	Initial Indemnity NOCs Filed Timely	Compliance Percentage
TRISTAR CLAIMS MANAGEMENT SERVICES		MOPs Filed	Timely MOPs	Compliance	NOCs Filed	Timely NOCs	Compliance
CA280	Group Total	6	1	17% ▼	2	0	0% ▼
TYSON FOODS INC		MOPs Filed	Timely MOPs	Compliance	NOCs Filed	Timely NOCs	Compliance
CA435	Group Total	2	0	0% ▼	1	1	100% ▲
UTICA MUTUAL INSURANCE		MOPs Filed	Timely MOPs	Compliance	NOCs Filed	Timely NOCs	Compliance
CA324	Group Total	No Filings	No Filings	No Filings	No Filings	No Filings	No Filings
VANLINER INSURANCE		MOPs Filed	Timely MOPs	Compliance	NOCs Filed	Timely NOCs	Compliance
CA379	Group Total	12	8	67% ▼	7	7	100% ▲
WALMART CLAIMS SERVICES		MOPs Filed	Timely MOPs	Compliance	NOCs Filed	Timely NOCs	Compliance
CA100	Group Total	30	24	80% ▼	145	143	99% ▲
WORK FIRST CASUALTY		MOPs Filed	Timely MOPs	Compliance	NOCs Filed	Timely NOCs	Compliance
	Group Total	No Filings	No Filings	No Filings	4	3	75% ▼
ZURICH INSURANCE		MOPs Filed	Timely MOPs	Compliance	NOCs Filed	Timely NOCs	Compliance
	Group Total	107	79	74% ▼	67	61	91% ▲
		MOPs Filed	Timely MOPs	Compliance	NOCs Filed	Timely NOCs	Compliance
	TOTAL OUT-OF-STATE	1,838	1,313	72% ▼	892	783	88% ▼

TYPE OF INSURER GROUP COMPLIANCE
Lost Time FROI Filings and Initial Indemnity Payments
Annual
1/1/2023 - 12/31/2023

INSURANCE COMPANY		Total Lost Time FROIs Filed	Lost Time FROIs Filed Timely	Compliance Percentage	Total Initial Indemnity Payments Made	Initial Indemnity Payments Made Timely	Compliance Percentage
CA010	ACADIA INSURANCE	165	137	83%	64	59	92%
CA418	ACUITY MUTUAL INSURANCE	10	10	100%	1	1	100%
CA472	AIM MUTUAL INSURANCE	33	30	91%	10	8	80%
CA428	ALLMERICA FINANCIAL BENEFIT INSURANCE	3	0	0%	1	1	100%
CA017	AMERICAN CASUALTY COMPANY OF READING PA	1	0	0%	1	0	0%
CA003	AMERICAN FIRE & CASUALTY INSURANCE	4	1	25%	1	1	100%
CA021	AMERICAN GUARANTEE & LIABILITY	2	2	100%	1	1	100%
CA022	AMERICAN ZURICH	97	70	72%	25	19	76%
CA019	AMGUARD INSURANCE	22	14	64%	8	7	88%
CA024	ARROW MUTUAL INSURANCE	2	2	100%	1	1	100%
CA470	ASSOCIATED EMPLOYERS INSURANCE	1	1	100%	1	1	100%
CA497	BENCHMARK ADMINISTRATORS, LLC	1	0	0%	1	0	0%
CA037	BERKSHIRE HATHAWAY DIRECT INSURANCE	3	1	33%	No filings	No filings	No filings
CA114	BERKSHIRE HATHAWAY HOMESTATE INSURANCE	7	1	14%	5	1	20%
CA072	CHARTER OAK FIRE INSURANCE	31	12	39%	18	9	50%
CA044	CHEROKEE INSURANCE	2	2	100%	1	1	100%
CA438	CINCINNATI INDEMNITY	15	11	73%	1	1	100%
CA048	CITIZENS INSURANCE COMPANY OF AMERICA	12	6	50%	9	6	67%
CA083	CNA CLAIMS PLUS	8	3	38%	6	5	83%
CA495	CONCORD GENERAL MUTUAL INSURANCE	2	1	50%	1	1	100%
CA115	CONTINENTAL INDEMNITY	1	0	0%	1	1	100%
CA141	EASTERN ALLIANCE INSURANCE	288	185	64%	89	77	87%
CA140	EASTGUARD INSURANCE	No filings	No filings	No filings	1	1	100%
CA480	EMPLOYERS ASSURANCE	1	0	0%	No filings	No filings	No filings
CA481	EMPLOYERS COMPENSATION INSURANCE	2	0	0%	No filings	No filings	No filings
CA380	EMPLOYERS INSURANCE OF WAUSAU	8	4	50%	3	2	67%

Maine Workers' Compensation Board
Lost Time FROI Filing Benchmark: 85%
Initial Indemnity Payment Benchmark: 87%

TYPE OF INSURER GROUP COMPLIANCE
Lost Time FROI Filings and Initial Indemnity Payments
Annual
1/1/2023 - 12/31/2023

		Total Lost Time FROIs Filed	Lost Time FROIs Filed Timely	Compliance Percentage	Total Initial Indemnity Payments Made	Initial Indemnity Payments Made Timely	Compliance Percentage
CA479	EMPLOYERS PREFERRED INSURANCE	10	1	10%	2	0	0%
CA164	FARMINGTON CASUALTY	4	2	50%	3	0	0%
CA091	FEDERATED MUTUAL INSURANCE	6	3	50%	5	2	40%
CA475	FEDERATED RURAL ELECTRIC INSURANCE	No filings	No filings	No filings	1	1	100%
CA207	FLORISTS MUTUAL INSURANCE	8	4	50%	2	2	100%
CA095	FRANKENMUTH INSURANCE	1	0	0%	1	1	100%
CA192	GREAT AMERICAN ALLIANCE INSURANCE	8	0	0%	No filings	No filings	No filings
CA193	GREAT AMERICAN INSURANCE	1	0	0%	No filings	No filings	No filings
CA189	GREAT DIVIDE INSURANCE	1	0	0%	No filings	No filings	No filings
CA196	GREAT WEST INSURANCE	2	0	0%	2	1	50%
CA429	HANOVER AMERICAN INSURANCE	5	1	20%	No filings	No filings	No filings
CA202	HANOVER INSURANCE	6	2	33%	3	3	100%
CA188	HARTFORD ACCIDENT & INDEMNITY	8	6	75%	4	3	75%
CA185	HARTFORD CASUALTY INSURANCE	6	6	100%	2	2	100%
CA203	HARTFORD FIRE INSURANCE	35	23	66%	14	11	79%
CA186	HARTFORD INSURANCE COMPANY OF THE MIDWEST	6	5	83%	2	2	100%
CA187	HARTFORD UNDERWRITERS INSURANCE	14	7	50%	5	4	80%
CA210	LIBERTY MUTUAL INSURANCE	249	176	71%	112	103	92%
CA260	MAINE EMPLOYERS' MUTUAL INSURANCE	4,560	3,289	72%	1,310	1,141	87%
CA434	MARKEL SERVICE INCORPORATED	3	3	100%	3	3	100%
CA228	MASSACHUSETTS BAY INSURANCE	6	4	67%	No filings	No filings	No filings
CA255	MEADOWBROOK INSURANCE	3	3	100%	1	1	100%
CA426	MIDDLESEX INSURANCE	14	5	36%	5	3	60%
CA289	NATIONAL CASUALTY	2	2	100%	No filings	No filings	No filings
CA271	NATIONAL FIRE INSURANCE	1	1	100%	1	1	100%
CA267	NATIONAL INTERSTATE INSURANCE	4	4	100%	2	2	100%
CA474	NATIONAL LIABILITY AND FIRE INSURANCE	1	1	100%	No filings	No filings	No filings
CA291	NATIONWIDE AGRIBUSINESS INSURANCE	1	1	100%	No filings	No filings	No filings

Maine Workers' Compensation Board

Lost Time FROI Filing Benchmark: 85%

Initial Indemnity Payment Benchmark: 87%

TYPE OF INSURER GROUP COMPLIANCE
Lost Time FROI Filings and Initial Indemnity Payments
Annual
1/1/2023 - 12/31/2023

		Total Lost Time FROIs Filed	Lost Time FROIs Filed Timely	Compliance Percentage	Total Initial Indemnity Payments Made	Initial Indemnity Payments Made Timely	Compliance Percentage
CA477	NATIONWIDE GENERAL INSURANCE	1	0	0%	No filings	No filings	No filings
CA478	NATIONWIDE INSURANCE CO OF AMERICA	2	0	0%	No filings	No filings	No filings
CA433	NEXT LEVEL ADMINISTRATORS LLC	21	13	62%	8	4	50%
CA272	NORGUARD INSURANCE	15	11	73%	5	4	80%
CA268	NORTH AMERICAN RISK SERVICES	No filings	No filings	No filings	1	1	100%
CA406	OHIO CASUALTY INSURANCE	7	6	86%	3	2	67%
CA407	OHIO SECURITY INSURANCE	8	3	38%	7	5	71%
CA284	PHOENIX INSURANCE	4	1	25%	3	3	100%
CA288	PROPERTY & CASUALTY INSURANCE COMPANY OF HARTFORD	39	24	62%	15	14	93%
CA437	SECURITY NATIONAL INSURANCE	46	10	22%	24	12	50%
CA296	SENTINEL INSURANCE	1	0	0%	No filings	No filings	No filings
CA402	SENTRY CASUALTY	14	7	50%	10	9	90%
CA305	SENTRY INSURANCE	25	17	68%	9	8	89%
CA308	SENTRY SELECT INSURANCE	2	0	0%	1	0	0%
CA306	STANDARD FIRE INSURANCE	136	74	54%	83	61	73%
CA342	TECHNOLOGY INSURANCE	16	4	25%	9	6	67%
CA087	THE CONTINENTAL INSURANCE	3	2	67%	2	2	100%
CA414	TOKIO MARINE AMERICA INSURANCE	No filings	No filings	No filings	1	1	100%
CA314	TRANSPORTATION INSURANCE	2	1	50%	1	1	100%
CA347	TRAVELERS CASUALTY & SURETY	14	6	43%	9	5	56%
CA348	TRAVELERS CASUALTY INSURANCE COMPANY OF AMERICA	12	7	58%	6	4	67%
CA349	TRAVELERS COMMERCIAL CASUALTY	12	7	58%	4	4	100%
CA346	TRAVELERS INDEMNITY COMPANY OF AMERICA	10	5	50%	6	5	83%
CA345	TRAVELERS PROPERTY CASUALTY INSURANCE	12	6	50%	5	5	100%
CA494	TRIUMPHE CASUALTY	1	1	100%	1	1	100%
CA319	TRUMBULL INSURANCE	12	10	83%	3	2	67%

Maine Workers' Compensation Board

Lost Time FROI Filing Benchmark: 85%

Initial Indemnity Payment Benchmark: 87%

TYPE OF INSURER GROUP COMPLIANCE
Lost Time FROI Filings and Initial Indemnity Payments
Annual
1/1/2023 - 12/31/2023

		Total Lost Time FROIs Filed	Lost Time FROIs Filed Timely	Compliance Percentage	Total Initial Indemnity Payments Made	Initial Indemnity Payments Made Timely	Compliance Percentage
CA321	TWIN CITY FIRE INSURANCE	24	18	75%	10	9	90%
CA375	UNITED STATES FIRE INSURANCE	1	0	0%	No filings	No filings	No filings
CA324	UTICA MUTUAL INSURANCE	1	0	0%	No filings	No filings	No filings
CA329	VALLEY FORGE INSURANCE	2	1	50%	2	2	100%
CA379	VANLINER INSURANCE	28	27	96%	12	11	92%
CA498	WELLFLEET NEW YORK INSURANCE	1	0	0%	No filings	No filings	No filings
CA381	WESCO INSURANCE	19	10	53%	12	4	33%
CA408	WEST AMERICAN INSURANCE	1	0	0%	No filings	No filings	No filings
CA400	ZURICH AMERICAN INSURANCE	30	21	70%	9	9	100%
CA404	ZURICH AMERICAN INSURANCE COMPANY OF ILLINOIS	2	2	100%	No filings	No filings	No filings
Total:		6,210	4,336	70%	1,991	1,684	85%
SELF INSURED SELF ADMINISTERED							
CA036	BATH IRON WORKS	46	44	96%	35	31	89%
CA496	DELHAIZE AMERICA LLC	246	194	79%	84	72	86%
CA234	MAINE HEALTHCARE ASSOCIATION	134	118	88%	59	46	78%
CA230	MAINE MOTOR TRANSPORT ASSOCIATION	105	102	97%	19	18	95%
CA225	MAINE MUNICIPAL ASSOCIATION	798	769	96%	161	149	93%
CA250	MAINE SCHOOL MANAGEMENT ASSOCIATION	265	246	93%	75	73	97%
CA307	STATE OF MAINE WORKERS' COMPENSATION TRUST	492	437	89%	101	79	78%
CA435	TYSON FOODS INC	3	3	100%	2	2	100%
CA100	WALMART CLAIMS SERVICES	376	351	93%	30	29	97%
Total:		2,465	2,264	92%	566	499	88%
TPAS ADMINISTERING FOR INSURERS							
CA485	BERKLEY CASUALTY COMPANY	No filings	No filings	No filings	1	0	0%
CA040	BROADSPIRE SERVICES	132	92	70%	37	32	86%
CA070	CANNON COCHRAN MANAGEMENT SERVICES	88	65	74%	22	18	82%
CA080	CHESTERFIELD SERVICES	2	2	100%	2	2	100%

TYPE OF INSURER GROUP COMPLIANCE
Lost Time FROI Filings and Initial Indemnity Payments
Annual
1/1/2023 - 12/31/2023

		Total Lost Time FROIs Filed	Lost Time FROIs Filed Timely	Compliance Percentage	Total Initial Indemnity Payments Made	Initial Indemnity Payments Made Timely	Compliance Percentage
CA110	CONSTITUTION STATE SERVICES	28	10	36%	16	14	88%
CA116	CORVEL ENTERPRISE COMP	197	131	66%	48	32	67%
CA117	COTTINGHAM & BUTLER CLAIMS SERVICES	17	6	35%	9	7	78%
CA160	ESIS	99	57	58%	64	50	78%
CA190	GALLAGHER BASSETT SERVICES	820	677	83%	202	121	60%
CA204	HELMSMAN MANAGEMENT SERVICES	94	64	68%	30	26	87%
CA295	RYDER SERVICES	1	0	0%	1	0	0%
CA300	SEDGWICK CLAIMS MANAGEMENT SERVICES	723	514	71%	189	138	74%
CA323	THE AMERICAN EQUITY UNDERWRITERS	5	3	60%	No filings	No filings	No filings
CA280	TRISTAR CLAIMS MANAGEMENT SERVICES	8	0	0%	6	3	50%
	Total:	2,214	1,621	73%	627	443	71%
TPAS ADMINISTERING FOR SELF INSURED							
CA070	CANNON COCHRAN MANAGEMENT SERVICES	93	73	78%	26	21	81%
CA116	CORVEL ENTERPRISE COMP	53	44	83%	5	4	80%
CA093	CROSS INSURANCE	1,302	1,212	93%	167	156	93%
CA175	FUTURECOMP	158	157	99%	28	26	93%
CA190	GALLAGHER BASSETT SERVICES	199	164	82%	58	26	45%
CA204	HELMSMAN MANAGEMENT SERVICES	1	0	0%	1	1	100%
CA300	SEDGWICK CLAIMS MANAGEMENT SERVICES	138	110	80%	33	19	58%
CA320	SYNERNET	975	941	97%	228	204	89%
	Total:	2,919	2,701	93%	546	457	84%
Grand Total:		13,808	10,922	79%	3,730	3,083	83%

TYPE OF INSURER GROUP COMPLIANCE
Initial MOP and Initial Indemnity NOC Filings
Annual
1/1/2023 - 12/31/2023

		Total Initial MOPs Filed	Initial MOPs Filed Timely	Compliance Percentage	Total Initial Indemnity NOCs Filed	Initial Indemnity NOCs Filed Timely	Compliance Percentage
INSURANCE COMPANY							
CA010	ACADIA INSURANCE	64	62	97%	17	14	82%
CA418	ACUITY MUTUAL INSURANCE	1	1	100%	2	2	100%
CA472	AIM MUTUAL INSURANCE	10	8	80%	4	4	100%
CA428	ALLMERICA FINANCIAL BENEFIT INSURANCE	1	1	100%	1	1	100%
CA017	AMERICAN CASUALTY COMPANY OF READING PA	1	0	0%	No filings	No filings	No filings
CA003	AMERICAN FIRE & CASUALTY INSURANCE	1	1	100%	No filings	No filings	No filings
CA021	AMERICAN GUARANTEE & LIABILITY	1	1	100%	1	1	100%
CA022	AMERICAN ZURICH	25	21	84%	24	23	96%
CA019	AMGUARD INSURANCE	8	6	75%	No filings	No filings	No filings
CA024	ARROW MUTUAL INSURANCE	1	1	100%	No filings	No filings	No filings
CA470	ASSOCIATED EMPLOYERS INSURANCE	1	1	100%	No filings	No filings	No filings
CA497	BENCHMARK ADMINISTRATORS, LLC	1	0	0%	1	1	100%
CA037	BERKSHIRE HATHAWAYDIRECT INSURANCE	No filings	No filings	No filings	No filings	No filings	No filings
CA114	BERKSHIRE HATHAWAY HOMESTATE INSURANCE	5	0	0%	No filings	No filings	No filings
CA072	CHARTER OAK FIRE INSURANCE	18	8	44%	4	2	50%
CA044	CHEROKEE INSURANCE	1	1	100%	No filings	No filings	No filings
CA438	CINCINNATI INDEMNITY	1	1	100%	2	2	100%
CA048	CITIZENS INSURANCE COMPANY OF AMERICA	9	5	56%	1	1	100%
CA083	CNA CLAIMS PLUS	6	5	83%	2	1	50%
CA495	CONCORD GENERAL MUTUAL INSURANCE	1	1	100%	No filings	No filings	No filings
CA115	CONTINENTAL INDEMNITY	1	0	0%	No filings	No filings	No filings
CA141	EASTERN ALLIANCE INSURANCE	89	71	80%	16	13	81%
CA140	EASTGUARD INSURANCE	1	0	0%	No filings	No filings	No filings
CA480	EMPLOYERS ASSURANCE	No filings	No filings	No filings	No filings	No filings	No filings
CA481	EMPLOYERS COMPENSATION INSURANCE	No filings	No filings	No filings	1	0	0%
CA380	EMPLOYERS INSURANCE OF WAUSAU	3	3	100%	No filings	No filings	No filings

Maine Workers' Compensation Board

MOP Filing Benchmark: 85%

Initial Indemnity NOC Benchmark: 90%

TYPE OF INSURER GROUP COMPLIANCE
Initial MOP and Initial Indemnity NOC Filings
Annual
1/1/2023 - 12/31/2023

		Total Initial MOPs Filed	Initial MOPs Filed Timely	Compliance Percentage	Total Initial Indemnity NOCs Filed	Initial Indemnity NOCs Filed Timely	Compliance Percentage
CA479	EMPLOYERS PREFERRED INSURANCE	2	0	0%	2	0	0%
CA164	FARMINGTON CASUALTY	2	1	50%	No filings	No filings	No filings
CA091	FEDERATED MUTUAL INSURANCE	5	0	0%	No filings	No filings	No filings
CA475	FEDERATED RURAL ELECTRIC INSURANCE	1	0	0%	No filings	No filings	No filings
CA207	FLORISTS MUTUAL INSURANCE	2	2	100%	No filings	No filings	No filings
CA095	FRANKENMUTH INSURANCE	1	1	100%	No filings	No filings	No filings
CA192	GREAT AMERICAN ALLIANCE INSURANCE	No filings	No filings	No filings	1	0	0%
CA193	GREAT AMERICAN INSURANCE	No filings	No filings	No filings	No filings	No filings	No filings
CA189	GREAT DIVIDE INSURANCE	No filings	No filings	No filings	No filings	No filings	No filings
CA196	GREAT WEST CASUALTY	2	1	50%	No filings	No filings	No filings
CA429	HANOVER AMERICAN INSURANCE	No filings	No filings	No filings	2	0	0%
CA202	HANOVER INSURANCE	3	3	100%	1	0	0%
CA188	HARTFORD ACCIDENT & INDEMNITY	4	3	75%	3	3	100%
CA185	HARTFORD CASUALTY INSURANCE	2	2	100%	1	1	100%
CA203	HARTFORD FIRE INSURANCE	14	11	79%	6	6	100%
CA186	HARTFORD INSURANCE COMPANY OF THE MIDWEST	2	2	100%	2	2	100%
CA187	HARTFORD UNDERWRITERS INSURANCE	5	4	80%	6	4	67%
CA210	LIBERTY MUTUAL INSURANCE	112	100	89%	51	43	84%
CA260	MAINE EMPLOYERS' MUTUAL INSURANCE	1,310	1,093	83%	725	640	88%
CA434	MARKEL SERVICE INCORPORATED	3	3	100%	No filings	No filings	No filings
CA228	MASSACHUSETTS BAY INSURANCE	No filings	No filings	No filings	3	2	67%
CA255	MEADOWBROOK INSURANCE	1	1	100%	No filings	No filings	No filings
CA426	MIDDLESEX INSURANCE	5	3	60%	1	1	100%
CA289	NATIONAL CASUALTY	No filings	No filings	No filings	1	1	100%
CA271	NATIONAL FIRE INSURANCE	1	1	100%	No filings	No filings	No filings
CA267	NATIONAL INTERSTATE INSURANCE	2	2	100%	No filings	No filings	No filings
CA474	NATIONAL LIABILITY AND FIRE INSURANCE	No filings	No filings	No filings	No filings	No filings	No filings
CA291	NATIONWIDE AGRIBUSINESS INSURANCE	No filings	No filings	No filings	1	1	100%

Maine Workers' Compensation Board

MOP Filing Benchmark: 85%

Initial Indemnity NOC Benchmark: 90%

TYPE OF INSURER GROUP COMPLIANCE
Initial MOP and Initial Indemnity NOC Filings
Annual
1/1/2023 - 12/31/2023

		Total Initial MOPs Filed	Initial MOPs Filed Timely	Compliance Percentage	Total Initial Indemnity NOCs Filed	Initial Indemnity NOCs Filed Timely	Compliance Percentage
CA477	NATIONWIDE GENERAL INSURANCE	No filings	No filings	No filings	No filings	No filings	No filings
CA478	NATIONWIDE INSURANCE CO OF AMERICA	No filings	No filings	No filings	2	1	50%
CA433	NEXT LEVEL ADMINISTRATORS LLC	8	1	13%	7	3	43%
CA272	NORGUARD INSURANCE	5	2	40%	1	1	100%
CA268	NORTH AMERICAN RISK SERVICES	1	0	0%	No filings	No filings	No filings
CA406	OHIO CASUALTY INSURANCE	3	2	67%	No filings	No filings	No filings
CA407	OHIO SECURITY INSURANCE	7	5	71%	2	2	100%
CA284	PHOENIX INSURANCE	3	2	67%	No filings	No filings	No filings
CA288	PROPERTY & CASUALTY INSURANCE COMPANY OF HARTFORD	15	14	93%	5	5	100%
CA437	SECURITY NATIONAL INSURANCE	24	16	67%	9	7	78%
CA296	SENTINEL INSURANCE	No filings	No filings	No filings	No filings	No filings	No filings
CA402	SENTRY CASUALTY	10	9	90%	1	0	0%
CA305	SENTRY INSURANCE	9	8	89%	2	1	50%
CA308	SENTRY SELECT INSURANCE	1	0	0%	No filings	No filings	No filings
CA306	STANDARD FIRE INSURANCE	83	65	78%	21	18	86%
CA342	TECHNOLOGY INSURANCE	9	5	56%	1	0	0%
CA087	THE CONTINENTAL INSURANCE	2	2	100%	1	1	100%
CA414	TOKIO MARINE AMERICA INSURANCE	1	0	0%	No filings	No filings	No filings
CA314	TRANSPORTATION INSURANCE	1	1	100%	1	0	0%
CA347	TRAVELERS CASUALTY & SURETY	9	7	78%	1	1	100%
CA348	TRAVELERS CASUALTY INSURANCE COMPANY OF AMERICA	6	5	83%	No filings	No filings	No filings
CA349	TRAVELERS COMMERCIAL CASUALTY	4	3	75%	2	1	50%
CA346	TRAVELERS INDEMNITY COMPANY OF AMERICA	6	3	50%	No filings	No filings	No filings
CA345	TRAVELERS PROPERTY CASUALTY INSURANCE	5	5	100%	1	1	100%
CA494	TRIUMPHE CASUALTY	1	1	100%	No filings	No filings	No filings
CA319	TRUMBULL INSURANCE	3	3	100%	3	3	100%

Maine Workers' Compensation Board

MOP Filing Benchmark: 85%

Initial Indemnity NOC Benchmark: 90%

TYPE OF INSURER GROUP COMPLIANCE
Initial MOP and Initial Indemnity NOC Filings
Annual
1/1/2023 - 12/31/2023

		Total Initial MOPs Filed	Initial MOPs Filed Timely	Compliance Percentage	Total Initial Indemnity NOCs Filed	Initial Indemnity NOCs Filed Timely	Compliance Percentage
CA321	TWIN CITY FIRE INSURANCE	10	9	90%	5	5	100%
CA375	UNITED STATES FIRE INSURANCE	No filings	No filings	No filings	No filings	No filings	No filings
CA324	UTICA MUTUAL INSURANCE	No filings	No filings	No filings	No filings	No filings	No filings
CA329	VALLEY FORGE INSURANCE	2	2	100%	No filings	No filings	No filings
CA379	VANLINER INSURANCE	12	8	67%	7	7	100%
CA498	WELLFLEET NEW YORK INSURANCE	No filings	No filings	No filings	No filings	No filings	No filings
CA381	WESCO INSURANCE	12	7	58%	5	4	80%
CA408	WEST AMERICAN INSURANCE	No filings	No filings	No filings	No filings	No filings	No filings
CA400	ZURICH AMERICAN INSURANCE	9	9	100%	9	8	89%
CA404	ZURICH AMERICAN INSURANCE COMPANY OF ILLINOIS	No filings	No filings	No filings	2	2	100%
Total:		1,991	1,625	82%	970	840	87%
SELF INSURED SELF ADMINISTERED							
CA036	BATH IRON WORKS	35	32	91%	3	3	100%
CA496	DELHAIZE AMERICA LLC	84	72	86%	52	46	88%
CA234	MAINE HEALTHCARE ASSOCIATION	59	50	85%	13	13	100%
CA230	MAINE MOTOR TRANSPORT ASSOCIATION	19	18	95%	14	14	100%
CA225	MAINE MUNICIPAL ASSOCIATION	161	152	94%	227	222	98%
CA250	MAINE SCHOOL MANAGEMENT ASSOCIATION	75	74	99%	27	27	100%
CA307	STATE OF MAINE WORKERS' COMPENSATION TRUST	101	90	89%	100	95	95%
CA435	TYSON FOODS INC	2	0	0%	1	1	100%
CA100	WALMART CLAIMS SERVICES	30	24	80%	145	143	99%
Total:		566	512	90%	582	564	97%
TPAS ADMINISTERING FOR INSURERS							
CA485	BERKLEY CASUALTY COMPANY	1	0	0%	No filings	No filings	No filings
CA040	BROADSPIRE SERVICES	37	29	78%	31	26	84%
CA070	CANNON COCHRAN MANAGEMENT SERVICES	22	15	68%	19	15	79%
CA080	CHESTERFIELD SERVICES	2	2	100%	No filings	No filings	No filings

Maine Workers' Compensation Board

MOP Filing Benchmark: 85%

Initial Indemnity NOC Benchmark: 90%

TYPE OF INSURER GROUP COMPLIANCE
Initial MOP and Initial Indemnity NOC Filings
Annual
1/1/2023 - 12/31/2023

		Total Initial MOPs Filed	Initial MOPs Filed Timely	Compliance Percentage	Total Initial Indemnity NOCs Filed	Initial Indemnity NOCs Filed Timely	Compliance Percentage
CA110	CONSTITUTION STATE SERVICES	16	11	69%	1	1	100%
CA116	CORVEL ENTERPRISE COMP	48	32	67%	33	28	85%
CA117	COTTINGHAM & BUTLER CLAIMS SERVICES	9	7	78%	3	1	33%
CA160	ESIS	64	48	75%	15	13	87%
CA190	GALLAGHER BASSETT SERVICES	202	121	60%	67	61	91%
CA204	HELMSMAN MANAGEMENT SERVICES	30	26	87%	19	17	89%
CA295	RYDER SERVICES	1	0	0%	No filings	No filings	No filings
CA300	SEDGWICK CLAIMS MANAGEMENT SERVICES	189	146	77%	124	112	90%
CA280	TRISTAR CLAIMS MANAGEMENT SERVICES	6	1	17%	2	0	0%
Total:		627	438	70%	314	274	87%
TPAS ADMINISTERING FOR SELF INSURED							
CA070	CANNON COCHRAN MANAGEMENT SERVICES	26	19	73%	23	22	96%
CA116	CORVEL ENTERPRISE COMP	5	4	80%	11	9	82%
CA093	CROSS INSURANCE	167	159	95%	338	336	99%
CA175	FUTURECOMP	28	22	79%	31	31	100%
CA190	GALLAGHER BASSETT SERVICES	58	29	50%	6	5	83%
CA204	HELMSMAN MANAGEMENT SERVICES	1	1	100%	No filings	No filings	No filings
CA300	SEDGWICK CLAIMS MANAGEMENT SERVICES	33	23	70%	24	22	92%
CA320	SYNERNET	228	205	90%	132	131	99%
Total:		546	462	85%	565	556	98%
Grand Total:		3,730	3,036	81%	2,431	2,234	92%

INSURANCE GROUP COMPLIANCE
Wage Statements and Fringe Benefit Forms
Annual
1/1/2023 - 12/31/2023

Insurance Company	Total Wage Statement(s) Due	Wage Statement(s) Filed Timely	Compliance Percentage	Total Fringe Benefit Form(s) Due	Fringe Benefit Form(s) Filed Timely	Compliance Percentage
ACADIA INSURANCE	Wage(s) Due	Timely Wage(s)	Compliance	Fringe(s) Due	Timely Fringe(s)	Compliance
CA010 ACADIA INSURANCE	94	84	89%	94	84	89%
Total	94	84	89% ▲	94	84	89% ▲
ACADIA INSURANCE Group Total	94	84	89% ▲	94	84	89% ▲
ACCIDENT FUND INSURANCE	Wage(s) Due	Timely Wage(s)	Compliance	Fringe(s) Due	Timely Fringe(s)	Compliance
ACCIDENT FUND INSURANCE	*	*	*	*	*	*
Total	*	*	*	*	*	*
ACCIDENT FUND INSURANCE TPA Administered Claims						
CA190 GALLAGHER BASSETT SERVICES	7	2	29%	7	3	43%
TPA Total	7	2	29% ▼	7	3	43% ▼
ACCIDENT FUND INSURANCE Group Total	7	2	29% ▼	7	3	43% ▼
ACUITY MUTUAL INSURANCE	Wage(s) Due	Timely Wage(s)	Compliance	Fringe(s) Due	Timely Fringe(s)	Compliance
CA418 ACUITY MUTUAL INSURANCE	4	4	100%	4	4	100%
Total	4	4	100% ▲	4	4	100% ▲
ACUITY MUTUAL INSURANCE Group Total	4	4	100% ▲	4	4	100% ▲
AIG INSURANCE	Wage(s) Due	Timely Wage(s)	Compliance	Fringe(s) Due	Timely Fringe(s)	Compliance
CA015 AIG CLAIMS, INC	*	*	*	*	*	*
Total	*	*	*	*	*	*
AIG INSURANCE TPA Administered Claims						
CA040 BROADSPIRE SERVICES	9	6	67%	9	6	67%
CA116 CORVEL ENTERPRISE COMP	9	4	44%	9	4	44%
CA160 ESIS	22	20	91%	22	20	91%
CA190 GALLAGHER BASSETT SERVICES	62	38	61%	62	38	61%
CA204 HELMSMAN MANAGEMENT SERVICES	11	9	82%	11	8	73%
CA300 SEDGWICK CLAIMS MANAGEMENT SERVICES	85	62	73%	85	60	71%
TPA Total	198	139	70% ▼	198	136	69% ▼
AIG INSURANCE Group Total	198	139	70% ▼	198	136	69% ▼
AIM MUTUAL GROUP	Wage(s) Due	Timely Wage(s)	Compliance	Fringe(s) Due	Timely Fringe(s)	Compliance
CA472 AIM MUTUAL INSURANCE	13	7	54%	13	7	54%
CA470 ASSOCIATED EMPLOYERS INSURANCE	1	1	100%	1	1	100%
Total	14	8	57% ▼	14	8	57% ▼
AIM MUTUAL GROUP Group Total	14	8	57% ▼	14	8	57% ▼

INSURANCE GROUP COMPLIANCE
Wage Statements and Fringe Benefit Forms
Annual
1/1/2023 - 12/31/2023

Insurance Company	Total Wage Statement(s) Due	Wage Statement(s) Filed Timely	Compliance Percentage	Total Fringe Benefit Form(s) Due	Fringe Benefit Form(s) Filed Timely	Compliance Percentage
AMERICAN FINANCIAL GROUP	Wage(s) Due	Timely Wage(s)	Compliance	Fringe(s) Due	Timely Fringe(s)	Compliance
CA192 GREAT AMERICAN ALLIANCE INSURANCE	1	0	0%	1	0	0%
CA267 NATIONAL INTERSTATE INSURANCE	4	4	100%	4	4	100%
CA494 TRIUMPHE CASUALTY	2	2	100%	2	2	100%
Total	7	6	86% ▲	7	6	86% ▲
AMERICAN FINANCIAL GROUP Group Total	7	6	86% ▲	7	6	86% ▲
AMERISURE INSURANCE	Wage(s) Due	Timely Wage(s)	Compliance	Fringe(s) Due	Timely Fringe(s)	Compliance
CA013 AMERISURE INSURANCE	*	*	*	*	*	*
Total	*	*	*	*	*	*
AMERISURE INSURANCE TPA Administered Claims						
CA190 GALLAGHER BASSETT SERVICES	2	2	100%	2	2	100%
TPA Total	2	2	100% ▲	2	2	100% ▲
AMERISURE INSURANCE Group Total	2	2	100% ▲	2	2	100% ▲
AMTRUST INSURANCE	Wage(s) Due	Timely Wage(s)	Compliance	Fringe(s) Due	Timely Fringe(s)	Compliance
CA437 SECURITY NATIONAL INSURANCE	34	10	29%	34	9	26%
CA342 TECHNOLOGY INSURANCE	12	2	17%	12	2	17%
CA381 WESCO INSURANCE	18	7	39%	18	7	39%
Total	64	19	30% ▼	64	18	28% ▼
AMTRUST INSURANCE Group Total	64	19	30% ▼	64	18	28% ▼
ARCH INSURANCE	Wage(s) Due	Timely Wage(s)	Compliance	Fringe(s) Due	Timely Fringe(s)	Compliance
ARCH INSURANCE	*	*	*	*	*	*
Total	*	*	*	*	*	*
ARCH INSURANCE TPA Administered Claims						
CA040 BROADSPIRE SERVICES	16	14	88%	16	15	94%
CA070 CANNON COCHRAN MANAGEMENT SERVICES	12	7	58%	12	8	67%
CA116 CORVEL ENTERPRISE COMP	9	2	22%	9	2	22%
CA190 GALLAGHER BASSETT SERVICES	19	11	58%	19	11	58%
CA204 HELMSMAN MANAGEMENT SERVICES	3	1	33%	3	1	33%
CA300 SEDGWICK CLAIMS MANAGEMENT SERVICES	8	2	25%	8	2	25%
TPA Total	67	37	55% ▼	67	39	58% ▼
ARCH INSURANCE Group Total	67	37	55% ▼	67	39	58% ▼
ARROW MUTUAL INSURANCE	Wage(s) Due	Timely Wage(s)	Compliance	Fringe(s) Due	Timely Fringe(s)	Compliance
CA024 ARROW MUTUAL INSURANCE	1	1	100%	1	1	100%
Total	1	1	100% ▲	1	1	100% ▲
ARROW MUTUAL INSURANCE Group Total	1	1	100% ▲	1	1	100% ▲

INSURANCE GROUP COMPLIANCE
 Wage Statements and Fringe Benefit Forms
 Annual
 1/1/2023 - 12/31/2023

Insurance Company	Total Wage Statement(s) Due	Wage Statement(s) Filed Timely	Compliance Percentage	Total Fringe Benefit Form(s) Due	Fringe Benefit Form(s) Filed Timely	Compliance Percentage
AUTO OWNERS GROUP	Wage(s) Due	Timely Wage(s)	Compliance	Fringe(s) Due	Timely Fringe(s)	Compliance
CA495 CONCORD GENERAL MUTUAL INSURANCE	1	0	0%	1	0	0%
Total	1	0	0% ▼	1	0	0% ▼
AUTO OWNERS GROUP Group Total	1	0	0% ▼	1	0	0% ▼
AXA INSURANCE GROUP	Wage(s) Due	Timely Wage(s)	Compliance	Fringe(s) Due	Timely Fringe(s)	Compliance
CA384 XL SPECIALTY INSURANCE	*	*	*	*	*	*
Total	*	*	*	*	*	*
AXA INSURANCE GROUP TPA Administered Claims						
CA040 BROADSPIRE SERVICES	2	2	100%	2	2	100%
CA110 CONSTITUTION STATE SERVICES	7	4	57%	7	4	57%
CA117 COTTINGHAM & BUTLER CLAIMS SERVICES	4	3	75%	3	1	33%
CA190 GALLAGHER BASSETT SERVICES	9	9	100%	9	8	89%
CA300 SEDGWICK CLAIMS MANAGEMENT SERVICES	15	8	53%	15	10	67%
TPA Total	37	26	70% ▼	36	25	69% ▼
AXA INSURANCE GROUP Group Total	37	26	70% ▼	36	25	69% ▼
BATH IRON WORKS	Wage(s) Due	Timely Wage(s)	Compliance	Fringe(s) Due	Timely Fringe(s)	Compliance
CA036 BATH IRON WORKS	40	37	93%	40	35	88%
Total	40	37	93% ▲	40	35	88% ▲
BATH IRON WORKS Group Total	40	37	93% ▲	40	35	88% ▲
BENCHMARK ADMINISTRATORS, LLC	Wage(s) Due	Timely Wage(s)	Compliance	Fringe(s) Due	Timely Fringe(s)	Compliance
CA497 BENCHMARK ADMINISTRATORS, LLC	1	0	0%	1	0	0%
Total	1	0	0% ▼	1	0	0% ▼
BENCHMARK ADMINISTRATORS, LLC Group Total	1	0	0% ▼	1	0	0% ▼
BERKSHIRE HATHAWAY GROUP	Wage(s) Due	Timely Wage(s)	Compliance	Fringe(s) Due	Timely Fringe(s)	Compliance
CA114 BERKSHIRE HATHAWAY HOMESTATE INSURANCE	6	4	67%	6	1	17%
Total	6	4	67% ▼	6	1	17% ▼
BERKSHIRE HATHAWAY GROUP Group Total	6	4	67% ▼	6	1	17% ▼
BROADSPIRE SERVICES	Wage(s) Due	Timely Wage(s)	Compliance	Fringe(s) Due	Timely Fringe(s)	Compliance
CA040 BROADSPIRE SERVICES	81	67	83%	81	69	85%
Total	81	67	83% ▲	81	69	85% ▲
BROADSPIRE SERVICES Group Total	81	67	83% ▲	81	69	85% ▲
CANNON COCHRAN MANAGEMENT SERVICES	Wage(s) Due	Timely Wage(s)	Compliance	Fringe(s) Due	Timely Fringe(s)	Compliance
CA070 CANNON COCHRAN MANAGEMENT SERVICES	106	84	79%	106	86	81%
Total	106	84	79% ▲	106	86	81% ▲
CANNON COCHRAN MANAGEMENT SERVICES Group Total	106	84	79% ▲	106	86	81% ▲

INSURANCE GROUP COMPLIANCE
Wage Statements and Fringe Benefit Forms
Annual
1/1/2023 - 12/31/2023

Insurance Company	Total Wage Statement(s) Due	Wage Statement(s) Filed Timely	Compliance Percentage	Total Fringe Benefit Form(s) Due	Fringe Benefit Form(s) Filed Timely	Compliance Percentage
CAROLINA CASUALTY INSURANCE	Wage(s) Due	Timely Wage(s)	Compliance	Fringe(s) Due	Timely Fringe(s)	Compliance
CAROLINA CASUALTY INSURANCE	*	*	*	*	*	*
Total	*	*	*	*	*	*
CAROLINA CASUALTY INSURANCE TPA Administered Claims						
CA190 GALLAGHER BASSETT SERVICES	12	8	67%	12	8	67%
TPA Total	12	8	67% ▼	12	8	67% ▼
CAROLINA CASUALTY INSURANCE Group Total	12	8	67% ▼	12	8	67% ▼
CHEROKEE INSURANCE	Wage(s) Due	Timely Wage(s)	Compliance	Fringe(s) Due	Timely Fringe(s)	Compliance
CA044 CHEROKEE INSURANCE	1	1	100%	1	1	100%
Total	1	1	100% ▲	1	1	100% ▲
CHEROKEE INSURANCE Group Total	1	1	100% ▲	1	1	100% ▲
CHESTERFIELD SERVICES	Wage(s) Due	Timely Wage(s)	Compliance	Fringe(s) Due	Timely Fringe(s)	Compliance
CA080 CHESTERFIELD SERVICES	3	3	100%	3	3	100%
Total	3	3	100% ▲	3	3	100% ▲
CHESTERFIELD SERVICES Group Total	3	3	100% ▲	3	3	100% ▲
CHUBB INSURANCE	Wage(s) Due	Timely Wage(s)	Compliance	Fringe(s) Due	Timely Fringe(s)	Compliance
ACE INSURANCE	*	*	*	*	*	*
CA046 CHUBB INSURANCE	*	*	*	*	*	*
CA090 FEDERAL INSURANCE	*	*	*	*	*	*
INDEMNITY INS CO OF NORTH AMERICA	*	*	*	*	*	*
PACIFIC INDEMNITY	*	*	*	*	*	*
Total	*	*	*	*	*	*
CHUBB INSURANCE TPA Administered Claims						
CA040 BROADSPIRE SERVICES	2	2	100%	2	2	100%
CA070 CANNON COCHRAN MANAGEMENT SERVICES	8	6	75%	8	6	75%
CA110 CONSTITUTION STATE SERVICES	7	3	43%	7	2	29%
CA116 CORVEL ENTERPRISE COMP	33	23	70%	33	23	70%
CA160 ESIS	40	32	80%	40	32	80%
CA190 GALLAGHER BASSETT SERVICES	112	86	77%	112	89	79%
CA204 HELMSMAN MANAGEMENT SERVICES	41	32	78%	41	29	71%
CA295 RYDER SERVICES	1	0	0%	1	0	0%
CA300 SEDGWICK CLAIMS MANAGEMENT SERVICES	144	126	88%	144	120	83%
TPA Total	388	310	80% ▲	388	303	78% ▲
CHUBB INSURANCE Group Total	388	310	80% ▲	388	303	78% ▲

INSURANCE GROUP COMPLIANCE
Wage Statements and Fringe Benefit Forms
Annual
1/1/2023 - 12/31/2023

Insurance Company	Total Wage Statement(s) Due	Wage Statement(s) Filed Timely	Compliance Percentage	Total Fringe Benefit Form(s) Due	Fringe Benefit Form(s) Filed Timely	Compliance Percentage
CHURCH MUTUAL INSURANCE	Wage(s) Due	Timely Wage(s)	Compliance	Fringe(s) Due	Timely Fringe(s)	Compliance
CA084 CHURCH MUTUAL INSURANCE	*	*	*	*	*	*
Total	*	*	*	*	*	*
CHURCH MUTUAL INSURANCE TPA Administered Claims						
CA160 ESIS	6	5	83%	6	5	83%
TPA Total	6	5	83% ▲	6	5	83% ▲
CHURCH MUTUAL INSURANCE Group Total	6	5	83% ▲	6	5	83% ▲
CINCINNATI FINANCIAL GROUP	Wage(s) Due	Timely Wage(s)	Compliance	Fringe(s) Due	Timely Fringe(s)	Compliance
CA438 CINCINNATI INSURANCE	6	1	17%	6	1	17%
Total	6	1	17% ▼	6	1	17% ▼
CINCINNATI FINANCIAL GROUP Group Total	6	1	17% ▼	6	1	17% ▼
CNA INSURANCE	Wage(s) Due	Timely Wage(s)	Compliance	Fringe(s) Due	Timely Fringe(s)	Compliance
CA017 AMERICAN CASUALTY CO OF READING PA	1	0	0%	1	0	0%
CA083 CNA CLAIMS PLUS	8	4	50%	8	4	50%
CA271 NATIONAL FIRE INSURANCE	1	0	0%	1	0	0%
CA087 THE CONTINENTAL INSURANCE	4	1	25%	4	2	50%
CA314 TRANSPORTATION INSURANCE	2	2	100%	2	2	100%
CA329 VALLEY FORGE INSURANCE	2	2	100%	2	2	100%
Total	18	9	50% ▼	18	10	56% ▼
CNA INSURANCE TPA Administered Claims						
CA040 BROADSPIRE SERVICES	2	2	100%	2	2	100%
CA190 GALLAGHER BASSETT SERVICES	1	1	100%	1	1	100%
CA300 SEDGWICK CLAIMS MANAGEMENT SERVICES	19	13	68%	19	19	100%
TPA Total	22	16	73% ▼	22	22	100% ▲
CNA INSURANCE Group Total	40	25	63% ▼	40	32	80% ▲
CONSTITUTION STATE SERVICES	Wage(s) Due	Timely Wage(s)	Compliance	Fringe(s) Due	Timely Fringe(s)	Compliance
CA110 CONSTITUTION STATE SERVICES	22	11	50%	22	10	45%
Total	22	11	50% ▼	22	10	45% ▼
CONSTITUTION STATE SERVICES Group Total	22	11	50% ▼	22	10	45% ▼
CONTINENTAL INDEMNITY	Wage(s) Due	Timely Wage(s)	Compliance	Fringe(s) Due	Timely Fringe(s)	Compliance
CA115 CONTINENTAL INDEMNITY	1	1	100%	1	0	0%
Total	1	1	100% ▲	1	0	0% ▼
CONTINENTAL INDEMNITY Group Total	1	1	100% ▲	1	0	0% ▼

INSURANCE GROUP COMPLIANCE
Wage Statements and Fringe Benefit Forms
Annual
1/1/2023 - 12/31/2023

Insurance Company	Total Wage Statement(s) Due	Wage Statement(s) Filed Timely	Compliance Percentage	Total Fringe Benefit Form(s) Due	Fringe Benefit Form(s) Filed Timely	Compliance Percentage
CORVEL ENTERPRISE COMP	Wage(s) Due	Timely Wage(s)	Compliance	Fringe(s) Due	Timely Fringe(s)	Compliance
CA116 CORVEL ENTERPRISE COMP	130	93	72%	130	92	71%
Total	130	93	72% ▼	130	92	71% ▼
CORVEL ENTERPRISE COMP Group Total						
	130	93	72% ▼	130	92	71% ▼
COTTINGHAM & BUTLER CLAIMS SERVICES	Wage(s) Due	Timely Wage(s)	Compliance	Fringe(s) Due	Timely Fringe(s)	Compliance
CA117 COTTINGHAM & BUTLER CLAIMS SERVICES	10	4	40%	10	3	30%
Total	10	4	40% ▼	10	3	30% ▼
COTTINGHAM & BUTLER CLAIMS SERVICES Group Total						
	10	4	40% ▼	10	3	30% ▼
CROSS INSURANCE	Wage(s) Due	Timely Wage(s)	Compliance	Fringe(s) Due	Timely Fringe(s)	Compliance
CA093 CROSS INSURANCE	896	737	82%	896	734	82%
Total	896	737	82% ▲	896	734	82% ▲
CROSS INSURANCE Group Total						
	896	737	82% ▲	896	734	82% ▲
DELHAIZE AMERICA LLC	Wage(s) Due	Timely Wage(s)	Compliance	Fringe(s) Due	Timely Fringe(s)	Compliance
CA496 DELHAIZE AMERICA LLC	164	106	65%	164	84	51%
Total	164	106	65% ▼	164	84	51% ▼
DELHAIZE AMERICA LLC Group Total						
	164	106	65% ▼	164	84	51% ▼
EASTERN ALLIANCE INSURANCE	Wage(s) Due	Timely Wage(s)	Compliance	Fringe(s) Due	Timely Fringe(s)	Compliance
CA141 EASTERN ALLIANCE INSURANCE	104	78	75%	104	77	74%
Total	104	78	75% ▲	104	77	74% ▼
EASTERN ALLIANCE INSURANCE Group Total						
	104	78	75% ▲	104	77	74% ▼
ELECTRIC INSURANCE	Wage(s) Due	Timely Wage(s)	Compliance	Fringe(s) Due	Timely Fringe(s)	Compliance
CA150 ELECTRIC INSURANCE	*	*	*	*	*	*
Total	*	*	*	*	*	*
ELECTRIC INSURANCE TPA Administered Claims	Wage(s) Due	Timely Wage(s)	Compliance	Fringe(s) Due	Timely Fringe(s)	Compliance
CA300 SEDGWICK CLAIMS MANAGEMENT SERVICES	5	5	100%	5	5	100%
TPA Total	5	5	100% ▲	5	5	100% ▲
ELECTRIC INSURANCE Group Total						
	5	5	100% ▲	5	5	100% ▲
EMPLOYERS HOLDINGS GROUP	Wage(s) Due	Timely Wage(s)	Compliance	Fringe(s) Due	Timely Fringe(s)	Compliance
CA481 EMPLOYERS COMPENSATION INSURANCE	1	0	0%	1	0	0%
CA479 EMPLOYERS PREFERRED INSURANCE	3	1	33%	3	0	0%
Total	4	1	25% ▼	4	0	0% ▼
EMPLOYERS HOLDINGS GROUP Group Total						
	4	1	25% ▼	4	0	0% ▼

INSURANCE GROUP COMPLIANCE
 Wage Statements and Fringe Benefit Forms
 Annual
 1/1/2023 - 12/31/2023

Insurance Company	Total Wage Statement(s) Due	Wage Statement(s) Filed Timely	Compliance Percentage	Total Fringe Benefit Form(s) Due	Fringe Benefit Form(s) Filed Timely	Compliance Percentage
ESIS	Wage(s) Due	Timely Wage(s)	Compliance	Fringe(s) Due	Timely Fringe(s)	Compliance
CA160 ESIS	78	66	85%	78	65	83%
Total	78	66	85% ▲	78	65	83% ▲
ESIS Group Total	78	66	85% ▲	78	65	83% ▲
EVEREST REINS HOLDINGS GROUP	Wage(s) Due	Timely Wage(s)	Compliance	Fringe(s) Due	Timely Fringe(s)	Compliance
EVEREST REINS HOLDINGS	*	*	*	*	*	*
Total	*	*	*	*	*	*
EVEREST REINS HOLDINGS GROUP TPA Administered Claims						
CA190 GALLAGHER BASSETT SERVICES	7	3	43%	7	3	43%
CA204 HELMSMAN MANAGEMENT SERVICES	1	1	100%	1	1	100%
CA300 SEDGWICK CLAIMS MANAGEMENT SERVICES	6	6	100%	6	5	83%
TPA Total	14	10	71% ▼	14	9	64% ▼
EVEREST REINS HOLDINGS GROUP Group Total	14	10	71% ▼	14	9	64% ▼
FAIRFAX FINANCIAL GROUP	Wage(s) Due	Timely Wage(s)	Compliance	Fringe(s) Due	Timely Fringe(s)	Compliance
CA375 UNITED STATES FIRE INSURANCE	*	*	*	*	*	*
13145 ZENITH INSURANCE	*	*	*	*	*	*
Total	*	*	*	*	*	*
FAIRFAX FINANCIAL GROUP TPA Administered Claims						
CA040 BROADSPIRE SERVICES	2	2	100%	2	2	100%
CA190 GALLAGHER BASSETT SERVICES	1	1	100%	1	1	100%
TPA Total	3	3	100% ▲	3	3	100% ▲
FAIRFAX FINANCIAL GROUP Group Total	3	3	100% ▲	3	3	100% ▲
FEDERATED MUTUAL INSURANCE	Wage(s) Due	Timely Wage(s)	Compliance	Fringe(s) Due	Timely Fringe(s)	Compliance
CA091 FEDERATED MUTUAL INSURANCE	5	4	80%	5	3	60%
Total	5	4	80% ▲	5	3	60% ▼
FEDERATED MUTUAL INSURANCE Group Total	5	4	80% ▲	5	3	60% ▼
FEDERATED RURAL ELECTRIC INSURANCE	Wage(s) Due	Timely Wage(s)	Compliance	Fringe(s) Due	Timely Fringe(s)	Compliance
CA475 FEDERATED RURAL ELECTRIC INSURANCE	1	0	0%	1	0	0%
Total	1	0	0% ▼	1	0	0% ▼
FEDERATED RURAL ELECTRIC INSURANCE Group Total	1	0	0% ▼	1	0	0% ▼
FRANKENMUTH INSURANCE	Wage(s) Due	Timely Wage(s)	Compliance	Fringe(s) Due	Timely Fringe(s)	Compliance
CA095 FRANKENMUTH INSURANCE	1	1	100%	1	1	100%
Total	1	1	100% ▲	1	1	100% ▲
FRANKENMUTH INSURANCE Group Total	1	1	100% ▲	1	1	100% ▲

INSURANCE GROUP COMPLIANCE
Wage Statements and Fringe Benefit Forms
Annual
1/1/2023 - 12/31/2023

Insurance Company	Total Wage Statement(s) Due	Wage Statement(s) Filed Timely	Compliance Percentage	Total Fringe Benefit Form(s) Due	Fringe Benefit Form(s) Filed Timely	Compliance Percentage
FUTURECOMP	Wage(s) Due	Timely Wage(s)	Compliance	Fringe(s) Due	Timely Fringe(s)	Compliance
CA175 FUTURECOMP	93	81	87%	93	79	85%
Total	93	81	87% ▲	93	79	85% ▲
FUTURECOMP Group Total	93	81	87% ▲	93	79	85% ▲
GALLAGHER BASSETT SERVICES	Wage(s) Due	Timely Wage(s)	Compliance	Fringe(s) Due	Timely Fringe(s)	Compliance
CA190 GALLAGHER BASSETT SERVICES	476	315	66%	476	321	67%
Total	476	315	66% ▼	476	321	67% ▼
GALLAGHER BASSETT SERVICES Group Total	476	315	66% ▼	476	321	67% ▼
GROUP 1001 INSURANCE HOLDINGS	Wage(s) Due	Timely Wage(s)	Compliance	Fringe(s) Due	Timely Fringe(s)	Compliance
CLEAR SPRING PROPERTY & CASUALTY	*	*	*	*	*	*
Total	*	*	*	*	*	*
GROUP 1001 INSURANCE HOLDINGS TPA Administered Claims	Wage(s) Due	Timely Wage(s)	Compliance	Fringe(s) Due	Timely Fringe(s)	Compliance
CA300 SEDGWICK CLAIMS MANAGEMENT SERVICES	4	4	100%	4	4	100%
TPA Total	4	4	100% ▲	4	4	100% ▲
GROUP 1001 INSURANCE HOLDINGS Group Total	4	4	100% ▲	4	4	100% ▲
GUARD INSURANCE	Wage(s) Due	Timely Wage(s)	Compliance	Fringe(s) Due	Timely Fringe(s)	Compliance
CA019 AMGUARD INSURANCE	8	1	13%	8	1	13%
CA140 EASTGUARD INSURANCE	1	0	0%	1	0	0%
CA272 NORGUARD INSURANCE	7	1	14%	7	0	0%
Total	16	2	13% ▼	16	1	6% ▼
GUARD INSURANCE Group Total	16	2	13% ▼	16	1	6% ▼
GUIDEONE INSURANCE GROUP	Wage(s) Due	Timely Wage(s)	Compliance	Fringe(s) Due	Timely Fringe(s)	Compliance
GUIDEONE INSURANCE	*	*	*	*	*	*
Total	*	*	*	*	*	*
GUIDEONE INSURANCE GROUP TPA Administered Claims	Wage(s) Due	Timely Wage(s)	Compliance	Fringe(s) Due	Timely Fringe(s)	Compliance
CA116 CORVEL ENTERPRISE COMP	1	0	0%	1	0	0%
TPA Total	1	0	0% ▼	1	0	0% ▼
GUIDEONE INSURANCE GROUP Group Total	1	0	0% ▼	1	0	0% ▼
HANOVER INSURANCE	Wage(s) Due	Timely Wage(s)	Compliance	Fringe(s) Due	Timely Fringe(s)	Compliance
CA428 ALLMERICA FINANCIAL BENEFIT INSURANCE	2	1	50%	2	1	50%
CA048 CITIZENS INSURANCE CO OF AMERICA	11	6	55%	11	4	36%
CA429 HANOVER AMERICAN INSURANCE	2	0	0%	2	0	0%
CA202 HANOVER INSURANCE	6	1	17%	6	0	0%
CA228 MASSACHUSETTS BAY INSURANCE	3	2	67%	3	1	33%
Total	24	10	42% ▼	24	6	25% ▼
HANOVER INSURANCE Group Total	24	10	42% ▼	24	6	25% ▼

Maine Workers' Compensation Board
Wage Statement Filing Benchmark: 75%
Fringe Benefit Form Filing Benchmark: 75%

* Indicates no claims activity
▲ Indicates benchmark met or exceeded
▼ Indicates benchmark not met

INSURANCE GROUP COMPLIANCE
Wage Statements and Fringe Benefit Forms
Annual
1/1/2023 - 12/31/2023

Insurance Company	Total Wage Statement(s) Due	Wage Statement(s) Filed Timely	Compliance Percentage		Total Fringe Benefit Form(s) Due	Fringe Benefit Form(s) Filed Timely	Compliance Percentage	
HARTFORD INSURANCE	Wage(s) Due	Timely Wage(s)	Compliance		Fringe(s) Due	Timely Fringe(s)	Compliance	
CA188 HARTFORD ACCIDENT & INDEMNITY	7	6	86%		7	6	86%	
CA185 HARTFORD CASUALTY INSURANCE	3	3	100%		3	3	100%	
CA203 HARTFORD FIRE INSURANCE	24	21	88%		24	20	83%	
CA186 HARTFORD INSURANCE CO OF THE MIDWEST	3	1	33%		3	1	33%	
CA187 HARTFORD UNDERWRITERS INSURANCE	11	10	91%		11	10	91%	
CA288 PROPERTY & CASUALTY INSURANCE CO OF HARTFORD	25	22	88%		25	21	84%	
CA319 TRUMBULL INSURANCE	7	6	86%		7	6	86%	
CA321 TWIN CITY FIRE INSURANCE	16	15	94%		16	16	100%	
Total	96	84	88%	▲	96	83	86%	▲
HARTFORD INSURANCE TPA Administered Claims								
CA070 CANNON COCHRAN MANAGEMENT SERVICES	5	4	80%		5	4	80%	
CA116 CORVEL ENTERPRISE COMP	2	1	50%		2	1	50%	
CA300 SEDGWICK CLAIMS MANAGEMENT SERVICES	6	3	50%		6	4	67%	
TPA Total	13	8	62%	▼	13	9	69%	▼
HARTFORD INSURANCE Group Total	109	92	84%	▲	109	92	84%	▲
HELMSMAN MANAGEMENT SERVICES	Wage(s) Due	Timely Wage(s)	Compliance		Fringe(s) Due	Timely Fringe(s)	Compliance	
CA204 HELMSMAN MANAGEMENT SERVICES	60	46	77%		60	42	70%	
Total	60	46	77%	▲	60	42	70%	▼
HELMSMAN MANAGEMENT SERVICES Group Total	60	46	77%	▲	60	42	70%	▼
HOUSTON INT INSURANCE GROUP	Wage(s) Due	Timely Wage(s)	Compliance		Fringe(s) Due	Timely Fringe(s)	Compliance	
IMPERIUM INSURANCE	*	*	*		*	*	*	
Total	*	*	*		*	*	*	
HOUSTON INT INSURANCE GROUP TPA Administered Claims								
CA190 GALLAGHER BASSETT SERVICES	2	0	0%		2	0	0%	
TPA Total	2	0	0%	▼	2	0	0%	▼
HOUSTON INT INSURANCE GROUP Group Total	2	0	0%	▼	2	0	0%	▼

INSURANCE GROUP COMPLIANCE
 Wage Statements and Fringe Benefit Forms
 Annual
 1/1/2023 - 12/31/2023

Insurance Company	Total Wage Statement(s) Due	Wage Statement(s) Filed Timely	Compliance Percentage	Total Fringe Benefit Form(s) Due	Fringe Benefit Form(s) Filed Timely	Compliance Percentage
LIBERTY MUTUAL INSURANCE	Wage(s) Due	Timely Wage(s)	Compliance	Fringe(s) Due	Timely Fringe(s)	Compliance
CA003 AMERICAN FIRE & CASUALTY INSURANCE	3	2	67%	3	2	67%
CA380 EMPLOYERS INSURANCE OF WAUSAU	4	3	75%	4	3	75%
CA210 LIBERTY MUTUAL INSURANCE	182	140	77%	182	136	75%
CA406 OHIO CASUALTY INSURANCE	3	2	67%	3	2	67%
CA407 OHIO SECURITY INSURANCE	10	5	50%	10	4	40%
Total	202	152	75% ▲	202	147	73% ▼
LIBERTY MUTUAL INSURANCE TPA Administered Claims						
CA160 ESIS	5	4	80%	5	3	60%
CA190 GALLAGHER BASSETT SERVICES	1	0	0%	1	1	100%
CA300 SEDGWICK CLAIMS MANAGEMENT SERVICES	5	1	20%	5	1	20%
TPA Total	11	5	45% ▼	11	5	45% ▼
LIBERTY MUTUAL INSURANCE Group Total	213	157	74% ▼	213	152	71% ▼
MAINE EMPLOYERS' MUTUAL INSURANCE	Wage(s) Due	Timely Wage(s)	Compliance	Fringe(s) Due	Timely Fringe(s)	Compliance
CA260 MAINE EMPLOYERS' MUTUAL INSURANCE	2312	1593	69%	2312	1577	68%
Total	2312	1593	69% ▼	2312	1577	68% ▼
MAINE EMPLOYERS' MUTUAL INSURANCE TPA Administered Claims						
CA116 CORVEL ENTERPRISE COMP	2	1	50%	2	1	50%
TPA Total	2	1	50% ▼	2	1	50% ▼
MAINE EMPLOYERS' MUTUAL INSURANCE Group Total	2314	1594	69% ▼	2314	1578	68% ▼
MAINE HEALTHCARE ASSOCIATION	Wage(s) Due	Timely Wage(s)	Compliance	Fringe(s) Due	Timely Fringe(s)	Compliance
CA234 MAINE HEALTHCARE ASSOCIATION	75	58	77%	75	60	80%
Total	75	58	77% ▲	75	60	80% ▲
MAINE HEALTHCARE ASSOCIATION Group Total	75	58	77% ▲	75	60	80% ▲
MAINE MOTOR TRANSPORT ASSOCIATION	Wage(s) Due	Timely Wage(s)	Compliance	Fringe(s) Due	Timely Fringe(s)	Compliance
CA230 MAINE MOTOR TRANSPORT ASSOCIATION	71	65	92%	71	65	92%
Total	71	65	92% ▲	71	65	92% ▲
MAINE MOTOR TRANSPORT ASSOCIATION Group Total	71	65	92% ▲	71	65	92% ▲
MAINE MUNICIPAL ASSOCIATION	Wage(s) Due	Timely Wage(s)	Compliance	Fringe(s) Due	Timely Fringe(s)	Compliance
CA225 MAINE MUNICIPAL ASSOCIATION	489	424	87%	489	422	86%
Total	489	424	87% ▲	489	422	86% ▲
MAINE MUNICIPAL ASSOCIATION Group Total	489	424	87% ▲	489	422	86% ▲

INSURANCE GROUP COMPLIANCE
Wage Statements and Fringe Benefit Forms
Annual
1/1/2023 - 12/31/2023

Insurance Company	Total Wage Statement(s) Due	Wage Statement(s) Filed Timely	Compliance Percentage	Total Fringe Benefit Form(s) Due	Fringe Benefit Form(s) Filed Timely	Compliance Percentage
MAINE SCHOOL MANAGEMENT ASSOCIATION	Wage(s) Due	Timely Wage(s)	Compliance	Fringe(s) Due	Timely Fringe(s)	Compliance
CA250 MAINE SCHOOL MANAGEMENT ASSOCIATION	119	102	86%	119	102	86%
Total	119	102	86% ▲	119	102	86% ▲
MAINE SCHOOL MANAGEMENT ASSOCIATION Group Total	119	102	86% ▲	119	102	86% ▲
MARKEL CORP GROUP	Wage(s) Due	Timely Wage(s)	Compliance	Fringe(s) Due	Timely Fringe(s)	Compliance
CA434 MARKEL SERVICE INCORPORATED	3	0	0%	3	0	0%
Total	3	0	0% ▼	3	0	0% ▼
MARKEL CORP GROUP TPA Administered Claims						
CA070 CANNON COCHRAN MANAGEMENT SERVICES	3	3	100%	3	3	100%
CA300 SEDGWICK CLAIMS MANAGEMENT SERVICES	2	1	50%	2	1	50%
TPA Total	5	4	80% ▲	5	4	80% ▲
MARKEL CORP GROUP Group Total	8	4	50% ▼	8	4	50% ▼
MEADOWBROOK INSURANCE	Wage(s) Due	Timely Wage(s)	Compliance	Fringe(s) Due	Timely Fringe(s)	Compliance
CA255 MEADOWBROOK INSURANCE	2	1	50%	2	2	100%
Total	2	1	50% ▼	2	2	100% ▲
MEADOWBROOK INSURANCE Group Total	2	1	50% ▼	2	2	100% ▲
MITSUI SUMITOMO INSURANCE CO OF AMERICA	Wage(s) Due	Timely Wage(s)	Compliance	Fringe(s) Due	Timely Fringe(s)	Compliance
MITSUI SUMITOMO INSURANCE CO OF AMERICA	*	*	*	*	*	*
Total	*	*	*	*	*	*
MITSUI SUMITOMO INSURANCE CO OF AMERICA TPA Administered Claims						
CA070 CANNON COCHRAN MANAGEMENT SERVICES	4	2	50%	4	2	50%
TPA Total	4	2	50% ▼	4	2	50% ▼
MITSUI SUMITOMO INSURANCE CO OF AMERICA Group Total	4	2	50% ▼	4	2	50% ▼
NATIONWIDE INSURANCE	Wage(s) Due	Timely Wage(s)	Compliance	Fringe(s) Due	Timely Fringe(s)	Compliance
CA289 NATIONAL CASUALTY	1	1	100%	1	1	100%
CA291 NATIONWIDE AGRIBUSINESS INSURANCE	1	1	100%	1	1	100%
CA478 NATIONWIDE INSURANCE CO OF AMERICA	2	2	100%	2	2	100%
Total	4	4	100% ▲	4	4	100% ▲
NATIONWIDE INSURANCE Group Total	4	4	100% ▲	4	4	100% ▲
NEXT LEVEL ADMINISTRATOR LLC	Wage(s) Due	Timely Wage(s)	Compliance	Fringe(s) Due	Timely Fringe(s)	Compliance
CA433 NEXT LEVEL ADMINISTRATOR LLC	16	2	13%	16	3	19%
Total	16	2	13% ▼	16	3	19% ▼
NEXT LEVEL ADMINISTRATOR LLC Group Total	16	2	13% ▼	16	3	19% ▼

INSURANCE GROUP COMPLIANCE
 Wage Statements and Fringe Benefit Forms
 Annual
 1/1/2023 - 12/31/2023

Insurance Company	Total Wage Statement(s) Due	Wage Statement(s) Filed Timely	Compliance Percentage	Total Fringe Benefit Form(s) Due	Fringe Benefit Form(s) Filed Timely	Compliance Percentage
NGM INSURANCE	Wage(s) Due	Timely Wage(s)	Compliance	Fringe(s) Due	Timely Fringe(s)	Compliance
CA265 NGM INSURANCE	*	*	*	*	*	*
Total	*	*	*	*	*	*
NGM INSURANCE TPA Administered Claims						
CA300 SEDGWICK CLAIMS MANAGEMENT SERVICES	1	0	0%	1	0	0%
TPA Total	1	0	0% ▼	1	0	0% ▼
NGM INSURANCE Group Total	1	0	0% ▼	1	0	0% ▼
OLD REPUBLIC INSURANCE	Wage(s) Due	Timely Wage(s)	Compliance	Fringe(s) Due	Timely Fringe(s)	Compliance
CA196 GREAT WEST CASUALTY	2	2	100%	2	2	100%
OLD REPUBLIC INSURANCE	*	*	*	*	*	*
Total	2	2	100% ▲	2	2	100% ▲
OLD REPUBLIC INSURANCE TPA Administered Claims						
CA040 BROADSPIRE SERVICES	6	6	100%	6	6	100%
CA070 CANNON COCHRAN MANAGEMENT SERVICES	13	10	77%	13	10	77%
CA116 CORVEL ENTERPRISE COMP	4	3	75%	4	3	75%
CA190 GALLAGHER BASSETT SERVICES	22	14	64%	22	14	64%
CA204 HELMSMAN MANAGEMENT SERVICES	1	1	100%	1	1	100%
CA280 RISK ENTERPRISE MANAGEMENT	4	0	0%	4	0	0%
CA300 SEDGWICK CLAIMS MANAGEMENT SERVICES	17	11	65%	17	10	59%
TPA Total	67	45	67% ▼	67	44	66% ▼
OLD REPUBLIC INSURANCE Group Total	69	47	68% ▼	69	46	67% ▼
PENNSYLVANIA MFG ASSN	Wage(s) Due	Timely Wage(s)	Compliance	Fringe(s) Due	Timely Fringe(s)	Compliance
MANUFACTURERS ALLIANCE INSURANCE	*	*	*	*	*	*
PENNSYLVANIA MFG ASSN	*	*	*	*	*	*
PENNSYLVANIA MFG INDEMNITY	*	*	*	*	*	*
Total	*	*	*	*	*	*
PENNSYLVANIA MFG ASSN TPA Administered Claims						
CA190 GALLAGHER BASSETT SERVICES	38	20	53%	38	21	55%
TPA Total	38	20	53% ▼	38	21	55% ▼
PENNSYLVANIA MFG ASSN Group Total	38	20	53% ▼	38	21	55% ▼
PROTECTIVE INSURANCE	Wage(s) Due	Timely Wage(s)	Compliance	Fringe(s) Due	Timely Fringe(s)	Compliance
CA277 PROTECTIVE INSURANCE	*	*	*	*	*	*
Total	*	*	*	*	*	*
PROTECTIVE INSURANCE TPA Administered Claims						
CA040 BROADSPIRE SERVICES	16	11	69%	16	12	75%
TPA Total	16	11	69% ▼	16	12	75% ▼
PROTECTIVE INSURANCE Group Total	16	11	69% ▼	16	12	75% ▼

INSURANCE GROUP COMPLIANCE
Wage Statements and Fringe Benefit Forms
Annual
1/1/2023 - 12/31/2023

Insurance Company	Total Wage Statement(s) Due	Wage Statement(s) Filed Timely	Compliance Percentage	Total Fringe Benefit Form(s) Due	Fringe Benefit Form(s) Filed Timely	Compliance Percentage
QBE INSURANCE GROUP						
QBE INSURANCE GROUP	Wage(s) Due	Timely Wage(s)	Compliance	Fringe(s) Due	Timely Fringe(s)	Compliance
	*	*	*	*	*	*
Total	*	*	*	*	*	*
QBE INSURANCE GROUP TPA Administered Claims						
CA300 SEDGWICK CLAIMS MANAGEMENT SERVICES	21	12	57%	21	13	62%
TPA Total	21	12	57% ▼	21	13	62% ▼
QBE INSURANCE GROUP Group Total	21	12	57% ▼	21	13	62% ▼
RLI INSURANCE GROUP						
RLI INSURANCE	Wage(s) Due	Timely Wage(s)	Compliance	Fringe(s) Due	Timely Fringe(s)	Compliance
	*	*	*	*	*	*
Total	*	*	*	*	*	*
RLI INSURANCE GROUP TPA Administered Claims						
CA190 GALLAGHER BASSETT SERVICES	2	2	100%	2	2	100%
TPA Total	2	2	100% ▲	2	2	100% ▲
RLI INSURANCE GROUP Group Total	2	2	100% ▲	2	2	100% ▲
RYDER SERVICES						
CA295 RYDER SERVICES	Wage(s) Due	Timely Wage(s)	Compliance	Fringe(s) Due	Timely Fringe(s)	Compliance
	1	0	0%	1	0	0%
Total	1	0	0% ▼	1	0	0% ▼
RYDER SERVICES Group Total	1	0	0% ▼	1	0	0% ▼
SAFETY NATIONAL CASUALTY CORP						
SAFETY NATIONAL CASUALTY CORP	Wage(s) Due	Timely Wage(s)	Compliance	Fringe(s) Due	Timely Fringe(s)	Compliance
	*	*	*	*	*	*
Total	*	*	*	*	*	*
SAFETY NATIONAL CASUALTY CORP TPA Administered Claims						
CA040 BROADSPIRE SERVICES	7	5	71%	7	5	71%
CA116 CORVEL ENTERPRISE COMP	2	1	50%	2	1	50%
CA190 GALLAGHER BASSETT SERVICES	26	20	77%	26	20	77%
CA204 HELMSMAN MANAGEMENT SERVICES	2	1	50%	2	1	50%
CA280 RISK ENTERPRISE MANAGEMENT	1	0	0%	1	0	0%
CA300 SEDGWICK CLAIMS MANAGEMENT SERVICES	21	14	67%	21	13	62%
TPA Total	59	41	69% ▼	59	40	68% ▼
SAFETY NATIONAL CASUALTY CORP Group Total	59	41	69% ▼	59	40	68% ▼

INSURANCE GROUP COMPLIANCE
Wage Statements and Fringe Benefit Forms
Annual
1/1/2023 - 12/31/2023

Insurance Company	Total Wage Statement(s) Due	Wage Statement(s) Filed Timely	Compliance Percentage	Total Fringe Benefit Form(s) Due	Fringe Benefit Form(s) Filed Timely	Compliance Percentage
SAGAMORE INSURANCE	Wage(s) Due	Timely Wage(s)	Compliance	Fringe(s) Due	Timely Fringe(s)	Compliance
SAGAMORE INSURANCE	*	*	*	*	*	*
Total	*	*	*	*	*	*
SAGAMORE INSURANCE TPA Administered Claims						
CA040 BROADSPIRE SERVICES	6	5	83%	6	5	83%
TPA Total	6	5	83% ▲	6	5	83% ▲
SAGAMORE INSURANCE Group Total	6	5	83% ▲	6	5	83% ▲
SEDGWICK CLAIMS MANAGEMENT SERVICES	Wage(s) Due	Timely Wage(s)	Compliance	Fringe(s) Due	Timely Fringe(s)	Compliance
CA300 SEDGWICK CLAIMS MANAGEMENT SERVICES	469	339	72%	469	340	72%
Total	469	339	72% ▼	469	340	72% ▼
SEDGWICK CLAIMS MANAGEMENT SERVICES Group Total	469	339	72% ▼	469	340	72% ▼
SENTRY INSURANCE	Wage(s) Due	Timely Wage(s)	Compliance	Fringe(s) Due	Timely Fringe(s)	Compliance
CA207 FLORISTS MUTUAL INSURANCE	3	1	33%	3	1	33%
CA426 MIDDLESEX INSURANCE	7	4	57%	7	3	43%
CA402 SENTRY CASUALTY	11	9	82%	11	9	82%
CA305 SENTRY INSURANCE	16	13	81%	16	13	81%
CA308 SENTRY SELECT INSURANCE	1	1	100%	1	1	100%
Total	38	28	74% ▼	38	27	71% ▼
SENTRY INSURANCE Group Total	38	28	74% ▼	38	27	71% ▼
SERVICE AMERICAN INDEMNITY	Wage(s) Due	Timely Wage(s)	Compliance	Fringe(s) Due	Timely Fringe(s)	Compliance
SERVICE AMERICAN INDEMNITY	*	*	*	*	*	*
Total	*	*	*	*	*	*
SERVICE AMERICAN INDEMNITY TPA Administered Claims						
CA040 BROADSPIRE SERVICES	4	4	100%	4	4	100%
TPA Total	4	4	100% ▲	4	4	100% ▲
SERVICE AMERICAN INDEMNITY Group Total	4	4	100% ▲	4	4	100% ▲
SOMPO JAPAN INSURANCE	Wage(s) Due	Timely Wage(s)	Compliance	Fringe(s) Due	Timely Fringe(s)	Compliance
SOMPO JAPAN INSURANCE CO OF AMERICA	*	*	*	*	*	*
Total	*	*	*	*	*	*
SOMPO JAPAN INSURANCE TPA Administered Claims						
CA190 GALLAGHER BASSETT SERVICES	4	1	25%	4	1	25%
TPA Total	4	1	25% ▼	4	1	25% ▼
SOMPO JAPAN INSURANCE Group Total	4	1	25% ▼	4	1	25% ▼

INSURANCE GROUP COMPLIANCE
Wage Statements and Fringe Benefit Forms
Annual
1/1/2023 - 12/31/2023

Insurance Company	Total Wage Statement(s) Due	Wage Statement(s) Filed Timely	Compliance Percentage	Total Fringe Benefit Form(s) Due	Fringe Benefit Form(s) Filed Timely	Compliance Percentage
STARR INDEMNITY INSURANCE	Wage(s) Due	Timely Wage(s)	Compliance	Fringe(s) Due	Timely Fringe(s)	Compliance
STARR INDEMNITY INSURANCE	*	*	*	*	*	*
Total	*	*	*	*	*	*
STARR INDEMNITY INSURANCE TPA Administered Claims						
CA160 ESIS	1	1	100%	1	1	100%
CA190 GALLAGHER BASSETT SERVICES	23	11	48%	23	11	48%
CA300 SEDGWICK CLAIMS MANAGEMENT SERVICES	16	10	63%	16	12	75%
TPA Total	40	22	55% ▼	40	24	60% ▼
STARR INDEMNITY INSURANCE Group Total	40	22	55% ▼	40	24	60% ▼
STARSTONE NATIONAL INSURANCE	Wage(s) Due	Timely Wage(s)	Compliance	Fringe(s) Due	Timely Fringe(s)	Compliance
STARSTONE NATIONAL INSURANCE	*	*	*	*	*	*
Total	*	*	*	*	*	*
STARSTONE NATIONAL INSURANCE TPA Administered Claims						
CA070 CANNON COCHRAN MANAGEMENT SERVICES	4	3	75%	4	4	100%
TPA Total	4	3	75% ▲	4	4	100% ▲
STARSTONE NATIONAL INSURANCE Group Total	4	3	75% ▲	4	4	100% ▲
STATE OF MAINE WORKERS' COMPENSATION TRUST	Wage(s) Due	Timely Wage(s)	Compliance	Fringe(s) Due	Timely Fringe(s)	Compliance
CA307 STATE OF MAINE WORKERS' COMPENSATION TRUST	355	340	96%	355	340	96%
Total	355	340	96% ▲	355	340	96% ▲
STATE OF MAINE WORKERS' COMPENSATION TRUST Group Total	355	340	96% ▲	355	340	96% ▲
SYNERNET	Wage(s) Due	Timely Wage(s)	Compliance	Fringe(s) Due	Timely Fringe(s)	Compliance
CA320 SYNERNET	426	327	77%	426	324	76%
Total	426	327	77% ▲	426	324	76% ▼
SYNERNET Group Total	426	327	77% ▲	426	324	76% ▼

INSURANCE GROUP COMPLIANCE
Wage Statements and Fringe Benefit Forms
Annual
1/1/2023 - 12/31/2023

Insurance Company	Total Wage Statement(s) Due	Wage Statement(s) Filed Timely	Compliance Percentage	Total Fringe Benefit Form(s) Due	Fringe Benefit Form(s) Filed Timely	Compliance Percentage
TRAVELERS INSURANCE	Wage(s) Due	Timely Wage(s)	Compliance	Fringe(s) Due	Timely Fringe(s)	Compliance
CA072 CHARTER OAK FIRE INSURANCE	24	11	46%	24	7	29%
CA164 FARMINGTON CASUALTY	2	1	50%	2	1	50%
CA284 PHOENIX INSURANCE	4	0	0%	4	1	25%
CA306 STANDARD FIRE INSURANCE	111	57	51%	111	38	34%
CA347 TRAVELERS CASUALTY & SURETY	8	6	75%	8	4	50%
CA348 TRAVELERS CASUALTY INSURANCE CO OF AMERICA	10	5	50%	10	3	30%
CA349 TRAVELERS COMMERCIAL CASUALTY	8	2	25%	8	1	13%
CA346 TRAVELERS INDEMNITY CO OF AMERICA	5	4	80%	5	0	0%
CA345 TRAVELERS PROPERTY CASUALTY INSURANCE	5	2	40%	5	1	20%
Total	177	88	50% ▼	177	56	32% ▼
TRAVELERS INSURANCE TPA Administered Claims						
CA110 CONSTITUTION STATE SERVICES	7	4	57%	7	4	57%
CA300 SEDGWICK CLAIMS MANAGEMENT SERVICES	7	5	71%	7	5	71%
TPA Total	14	9	64% ▼	14	9	64% ▼
TRAVELERS INSURANCE Group Total	191	97	51% ▼	191	65	34% ▼
TRISTAR CLAIMS MANAGEMENT SERVICES	Wage(s) Due	Timely Wage(s)	Compliance	Fringe(s) Due	Timely Fringe(s)	Compliance
CA280 TRISTAR CLAIMS MANAGEMENT SERVICES	5	0	0%	5	0	0%
Total	5	0	0% ▼	5	0	0% ▼
TRISTAR CLAIMS MANAGEMENT SERVICES Group Total	5	0	0% ▼	5	0	0% ▼
TYSON FOODS INC	Wage(s) Due	Timely Wage(s)	Compliance	Fringe(s) Due	Timely Fringe(s)	Compliance
CA435 TYSON FOODS INC	3	2	67%	3	2	67%
Total	3	2	67% ▼	3	2	67% ▼
TYSON FOODS INC Group Total	3	2	67% ▼	3	2	67% ▼
VANLINER INSURANCE	Wage(s) Due	Timely Wage(s)	Compliance	Fringe(s) Due	Timely Fringe(s)	Compliance
CA379 VANLINER INSURANCE	22	15	68%	22	15	68%
Total	22	15	68% ▼	22	15	68% ▼
VANLINER INSURANCE Group Total	22	15	68% ▼	22	15	68% ▼
WALMART CLAIMS SERVICES	Wage(s) Due	Timely Wage(s)	Compliance	Fringe(s) Due	Timely Fringe(s)	Compliance
CA100 WALMART CLAIMS SERVICES	233	183	79%	233	178	76%
Total	233	183	79% ▲	233	178	76% ▼
WALMART CLAIMS SERVICES Group Total	233	183	79% ▲	233	178	76% ▼

INSURANCE GROUP COMPLIANCE
Wage Statements and Fringe Benefit Forms
Annual
1/1/2023 - 12/31/2023

Insurance Company	Total Wage Statement(s) Due	Wage Statement(s) Filed Timely	Compliance Percentage	Total Fringe Benefit Form(s) Due	Fringe Benefit Form(s) Filed Timely	Compliance Percentage
WORK FIRST CASUALTY	Wage(s) Due	Timely Wage(s)	Compliance	Fringe(s) Due	Timely Fringe(s)	Compliance
37514 WORK FIRST CASUALTY	*	*	*	*	*	*
Total	*	*	*	*	*	*
WORK FIRST CASUALTY TPA Administered Claims						
CA040 BROADSPIRE SERVICES	4	3	75%	4	3	75%
TPA Total	4	3	75% ▲	4	3	75% ▼
WORK FIRST CASUALTY Group Total	4	3	75% ▲	4	3	75% ▼
ZURICH INSURANCE	Wage(s) Due	Timely Wage(s)	Compliance	Fringe(s) Due	Timely Fringe(s)	Compliance
CA021 AMERICAN GUARANTEE & LIABILITY	3	2	67%	3	2	67%
CA022 AMERICAN ZURICH	63	47	75%	63	47	75%
CA400 ZURICH AMERICAN INSURANCE	20	11	55%	20	13	65%
CA404 ZURICH AMERICAN INSURANCE CO OF ILLINOIS	2	0	0%	2	1	50%
Total	88	60	68% ▼	88	63	72% ▼
ZURICH INSURANCE TPA Administered Claims						
CA040 BROADSPIRE SERVICES	5	5	100%	5	5	100%
CA080 CHESTERFIELD SERVICES	3	3	100%	3	3	100%
CA116 CORVEL ENTERPRISE COMP	37	32	86%	37	32	86%
CA117 COTTINGHAM & BUTLER CLAIMS SERVICES	6	1	17%	6	0	0%
CA160 ESIS	4	4	100%	4	4	100%
CA190 GALLAGHER BASSETT SERVICES	50	32	64%	50	32	64%
CA300 SEDGWICK CLAIMS MANAGEMENT SERVICES	15	6	40%	15	4	27%
TPA Total	120	83	69% ▼	120	80	67% ▼
ZURICH INSURANCE Group Total	208	143	69% ▼	208	143	69% ▼