



QUARTERLY COMPLIANCE REPORT

STATE OF MAINE
WORKERS' COMPENSATION BOARD

Fourth Quarter 2023
October 1, 2023 - December 31, 2023

**Office of Monitoring, Audit &
Enforcement**

John C. Rohde
Executive Director

27 State House Station
Augusta, Maine 04333-0027

**State of Maine
Workers' Compensation Board
Quarterly Compliance Report
Fourth Quarter 2023**

Table of Contents

1.	Executive Summary	Pages 1-2
2.	Lost Time First Report of Injury Filings	Page 3
3.	Initial Indemnity Payments	Page 4
4.	Initial Memorandum of Payment Filings	Page 5
5.	Initial Indemnity Notice of Controversy Filings	Page 6
6.	Wage Information	Page 7

Table of Charts

1.	Lost Time First Report of Injury Filings Timeliness Distribution	Page 3
2.	Lost Time First Report of Injury Filings Quarterly Compliance	Page 3
3.	Lost Time First Report of Injury Filings Compliance Trend	Page 3
4.	Initial Indemnity Payments Timeliness Distribution	Page 4
5.	Initial Indemnity Payments Quarterly Compliance	Page 4
6.	Initial Indemnity Payments Compliance Trend	Page 4
7.	Initial Memorandum of Payment Filings Timeliness Distribution	Page 5
8.	Initial Memorandum of Payment Filings Quarterly Compliance	Page 5
9.	Initial Memorandum of Payment Filings Compliance Trend	Page 5
10.	Initial Indemnity Notice of Controversy Filings Timeliness Distribution	Page 6
11.	Initial Indemnity Notice of Controversy Filings Quarterly Compliance	Page 6
12.	Initial Indemnity Notice of Controversy Filings Compliance Trend	Page 6
13.	Wage Statement Timeliness Distribution	Page 7
14.	Fringe Benefits Worksheet(s) Timeliness Distribution	Page 7

Appendices

A.	Insurance Group Compliance Lost Time FROI Filings and Initial Indemnity Payments	Pages A1-A15
B.	Insurance Group Compliance Initial MOP and Initial Indemnity NOC Filings	Pages B1-B15
C.	Insurance Group Compliance Wage Statements and Fringe Benefit Form Filings	Pages C1-C13

Executive Summary

On April 9, 2024, the Maine Workers' Compensation Board of Directors approved the 2023 Fourth Quarter (October 1, 2023 - December 31, 2023) Compliance Report. This report represents the efforts of the Office of Monitoring, Audit and Enforcement and insurers, self-insurers, and third-party administrators (collectively "insurers").

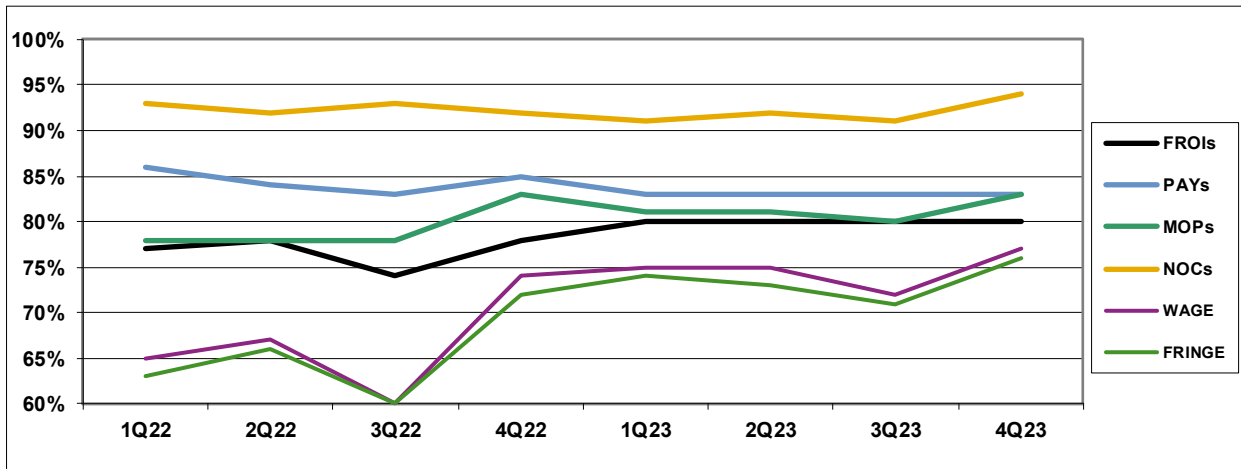
I. COMPLIANCE OVERVIEW

The Reconciliation Report was sent to 104 insurers on January 23, 2024; 82 responded, 19 were not required to respond and 3 did not respond.

The 4Q23 report represents results based upon data received by March 7, 2024. The results are:

	Number of Days	Benchmark	1Q22	2Q22	3Q22	4Q22	1Q23	2Q23	3Q23	4Q23
FROIs	7	85%	77%	78%	74%	78%	80%	80%	80%	80%
PAYs	14	87%	86%	84%	83%	85%	83%	83%	83%	83%
MOPs	17	85%	78%	78%	78%	83%	81%	81%	80%	83%
NOCs	14	90%	93%	92%	93%	92%	91%	92%	91%	94%
WAGE	30	75%	65%	67%	60%	74%	75%	75%	72%	77%
FRINGE	30	75%	63%	66%	60%	72%	74%	73%	71%	76%

Compliance Benchmark Tracking



II. CAVEATS & EXPLANATIONS

A. General

- Question marks ("?") within this report indicate that the insurer did not provide all of the data required to measure compliance in that particular area.

B. Lost Time First Report of Injury (FROI) Filings

- Compliance with this benchmark exists when the FROI is filed (accepted EDI transaction, with or without errors) within 7 days after the employer receives notice or knowledge of an employee injury that has caused the employee to lose a day's work.

C. Initial Indemnity Payments (PAYs)

- Compliance with this benchmark exists when the check is mailed within the later of (i) 14 days after the employer's notice or knowledge of incapacity or (ii) the first day of compensability plus 6 days.
- If an employer continues to pay the employee's salary, payments are deemed timely for purposes of compliance if made consistent with the employer's usual payroll practice.

D. Initial Memorandum of Payment (MOP) Filings

- Compliance with this benchmark exists when the MOP is received within 17 days of the employer's notice or knowledge of incapacity.

E. Initial Indemnity Notice of Controversy (NOC) Filings

- Compliance with this benchmark exists when the NOC is filed (accepted EDI transaction, with or without errors) within 14 days after the employer receives notice or knowledge of the incapacity or death. Measurement excludes filings submitted with full denial reason codes 3A-3H (No Coverage).

F. Wage Information

- Compliance with the benchmark (WCB-2 and WCB-2B forms) exists when the wage information is filed within 30 days of the employer receiving notice or knowledge of incapacity.

III. COMPLETED AUDITS

The Board conducts compliance audits of insurers to ensure that all obligations under the Workers' Compensation Act are met. The functions of the audit program include but are not limited to: ensuring that all reporting requirements of the Board are met, auditing the timeliness of benefit payments, auditing the accuracy of indemnity payments, evaluating claims-handling techniques, and determining whether claims are unreasonably contested.

There were no audits finalized in the 4th Quarter 2023.

LOST TIME FIRST REPORT OF INJURY FILINGS

Chart 1: Timeliness Distribution

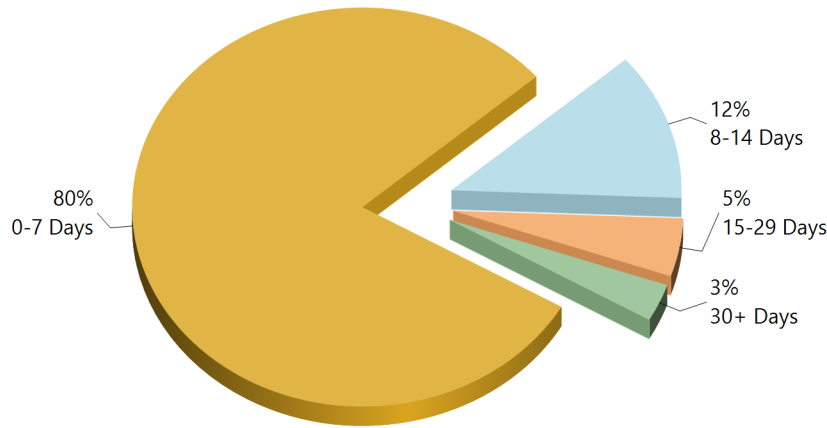


Table 1: Received Within

0-7 Days	2,684	80%
8-14 Days	400	12%
15-29 Days	157	5%
30+ Days	101	3%
? Days	0	0%
Total	3,342	100%

*The percentages may not always add to 100% due to rounding

Chart 2: Quarterly Compliance

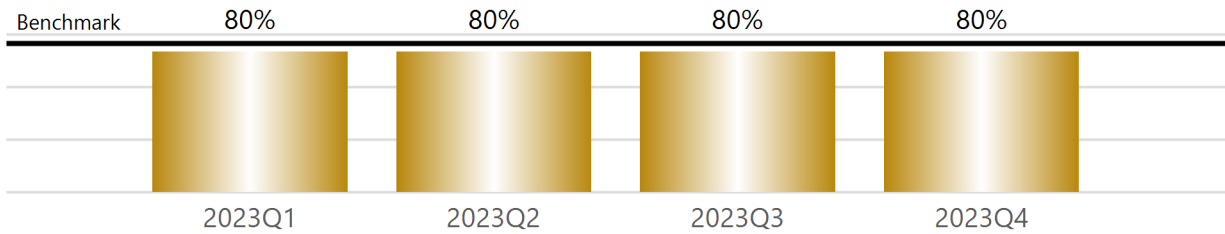
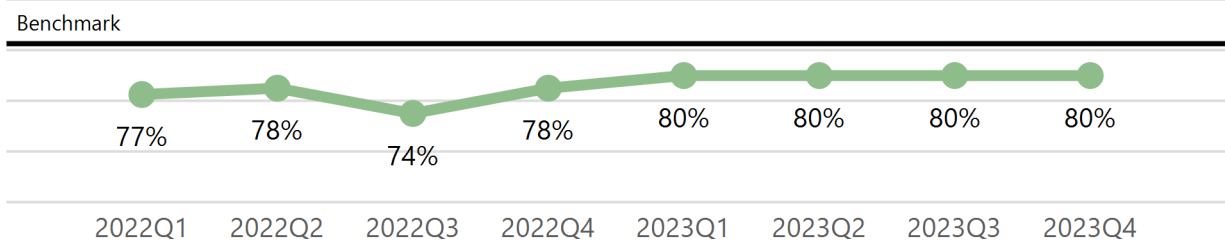


Chart 3: Compliance Trend



INITIAL INDEMNITY PAYMENTS

Chart 4: Timeliness Distribution

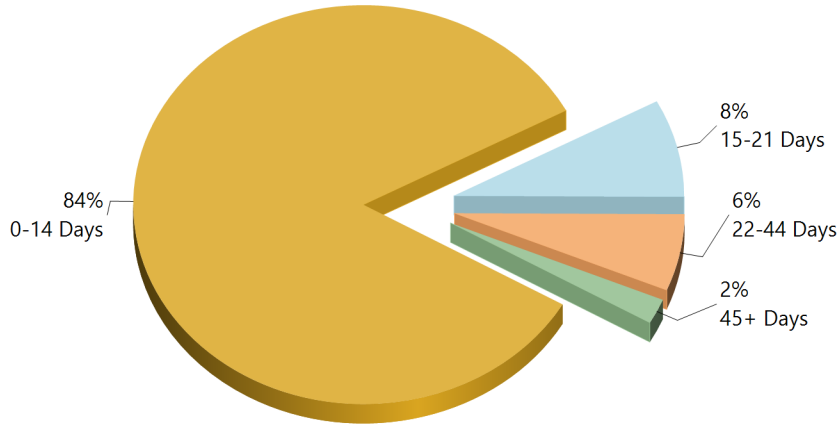


Table 2: Made Within

0-14 Days	741	84%
15-21 Days	70	8%
22-44 Days	55	6%
45+ Days	18	2%
? Days	0	0%
Total	884	100%

*The percentages may not always add to 100% due to rounding

Initial indemnity payments are monitored to ensure that payments are initiated within the time limits established in Section 205. As a result of these efforts, \$26,150 in penalties was issued to claimants and there is another \$1,500 in penalties awaiting resolution.

Chart 5: Quarterly Compliance

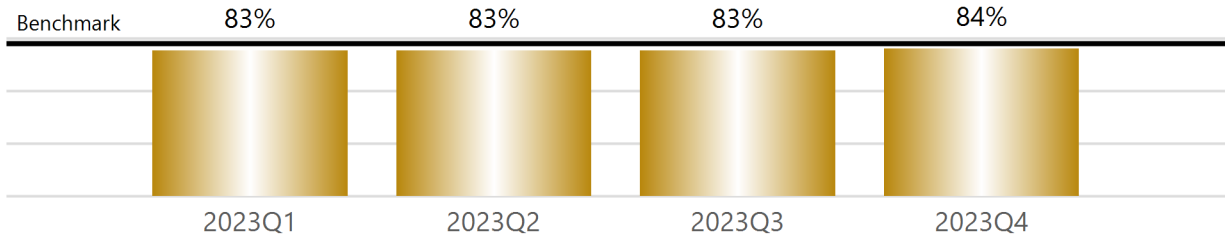
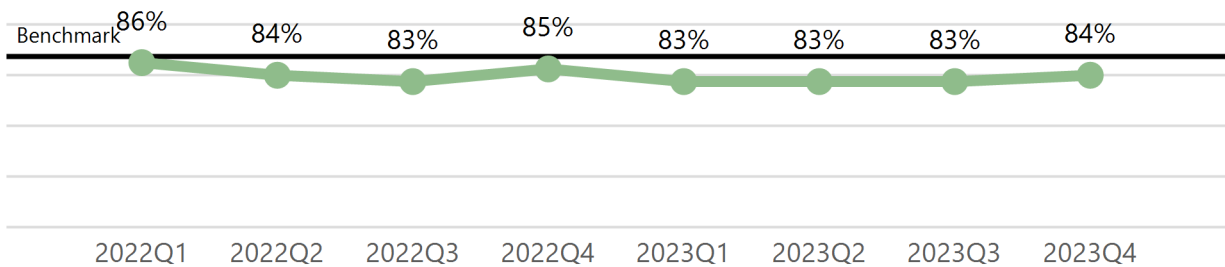


Chart 6: Compliance Trend



INITIAL MEMORANDUM OF PAYMENT FILINGS

Chart 7: Timeliness Distribution

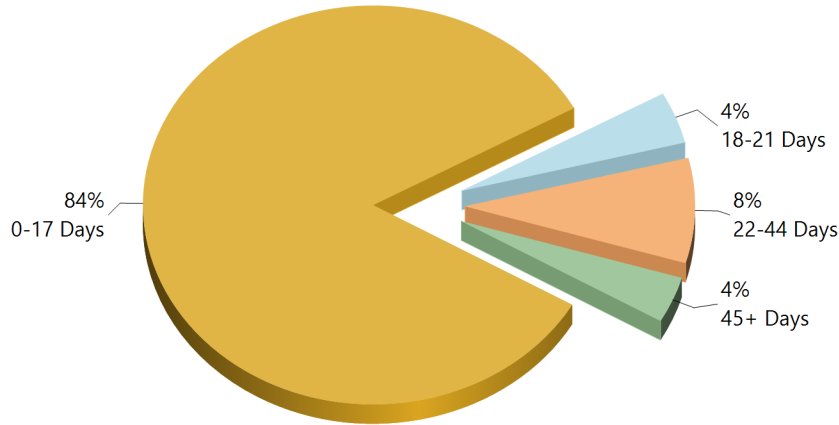


Table 3: Received Within

0-17 Days	738	84%
18-21 Days	38	4%
22-44 Days	75	8%
45+ Days	33	4%
? Days	0	0%
Total	883	100%

*The percentages may not always add to 100% due to rounding

Chart 8: Quarterly Compliance

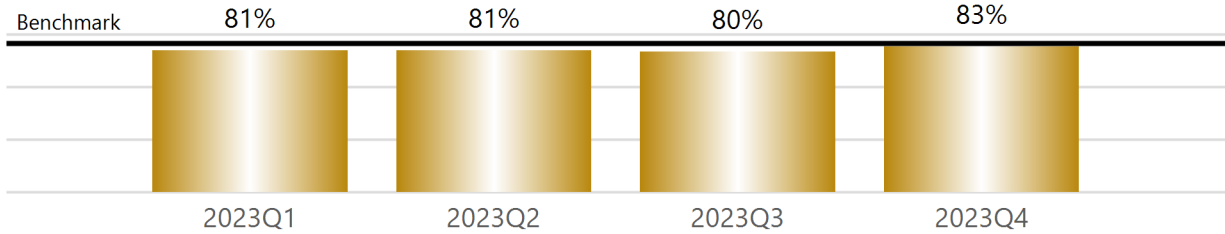
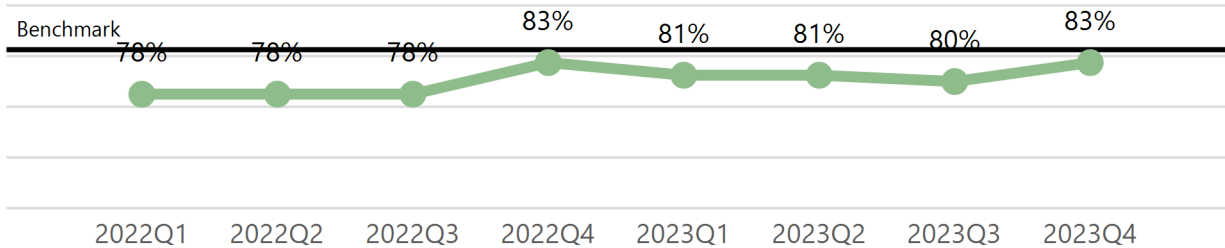


Chart 9: Compliance Trend



INITIAL INDEMNITY NOTICE OF CONTROVERSY FILINGS

Chart 10: Timeliness Distribution

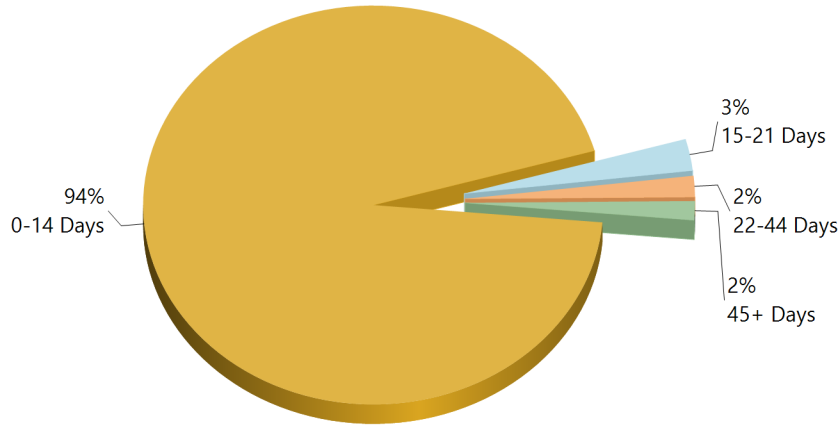


Table 4: Received Within

0-14 Days	553	94%
15-21 Days	15	3%
22-44 Days	10	2%
45+ Days	9	2%
? Days	0	0%
Total	587	100%

*The percentages may not always add to 100% due to rounding

Chart 11: Quarterly Compliance

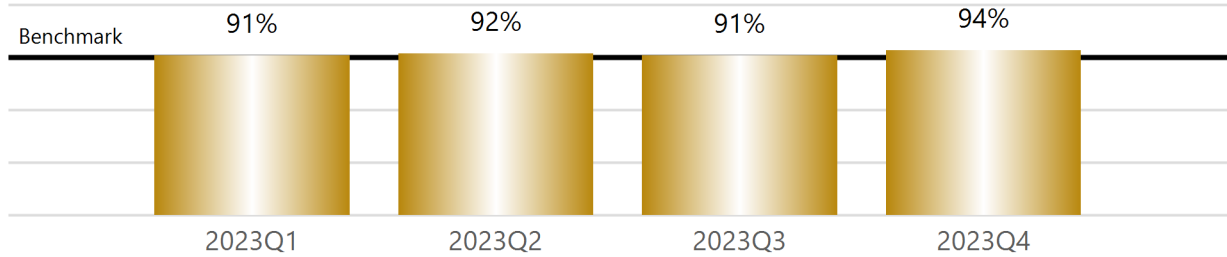
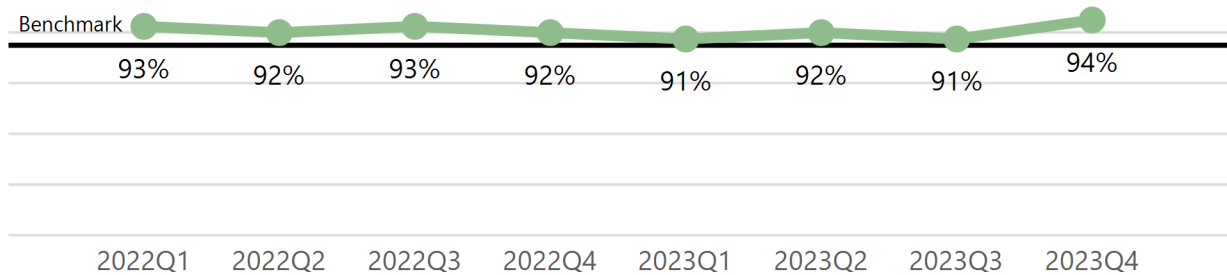


Chart 12: Compliance Trend



WAGE INFORMATION

Chart 13: Wage Statements Due Distribution

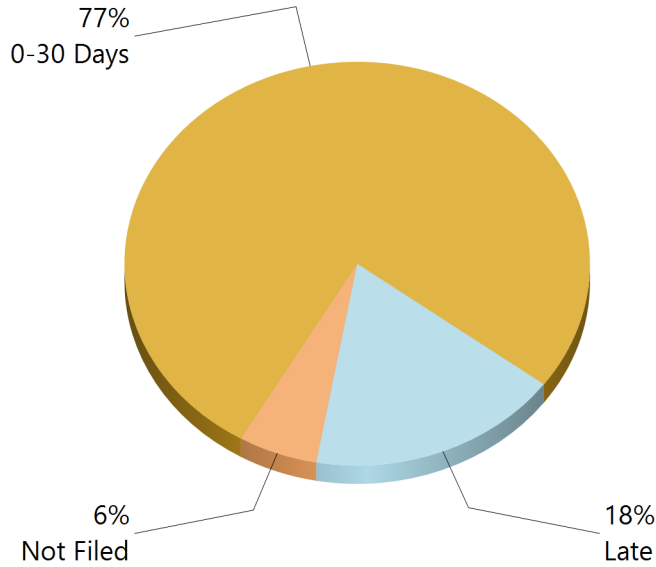


Table 5: Wage Statements Due

0-30 Days	1,464	77%
Late	336	18%
Not Filed	105	6%
Total	1,905	100%

*The percentages may not always add to 100% due to rounding

Chart 14: Fringe Benefit Worksheets Due Distribution

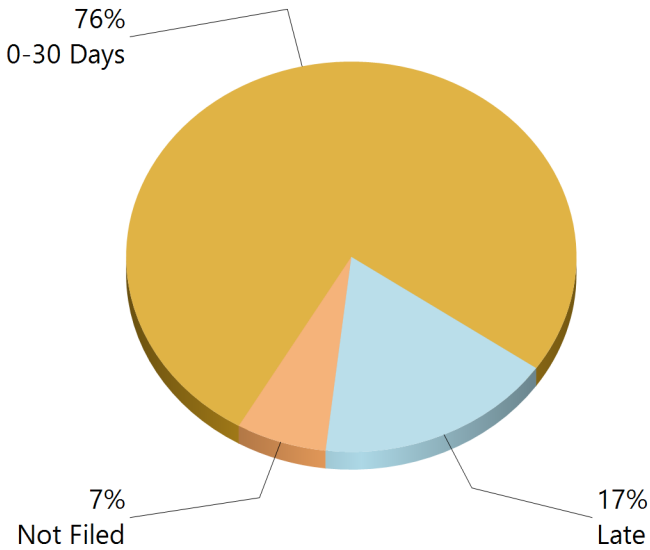


Table 6: Fringe Worksheets Due

0-30 Days	1,454	76%
Late	327	17%
Not Filed	124	7%
Total	1,905	100%

*The percentages may not always add to 100% due to rounding

Appendix A

**Insurance Group Compliance
Lost Time FROI Filings and
Initial Indemnity Payments
Fourth Quarter
10/1/2023-12/31/2023**

INSURANCE GROUP COMPLIANCE

Lost Time FROI and Initial Indemnity Payments

Fourth Quarter 2023

10/1/2023 - 12/31/2023

Insurance Company	Total Lost Time FROIs Filed	Lost Time FROIs Filed Timely	Compliance Percentage	Total Initial Indemnity Payments Made	Initial Indemnity Payments Made Timely	Compliance Percentage
ACADIA INSURANCE	FROIs Filed	Timely FROIs	Compliance	Payments Made	Timely Payments	Compliance
CA010 ACADIA INSURANCE	31	22	71%	12	10	83%
Total	31	22	71% ▼	12	10	83% ▼
ACADIA INSURANCE Group Total	31	22	71% ▼	12	10	83% ▼
ACUITY MUTUAL INSURANCE	FROIs Filed	Timely FROIs	Compliance	Payments Made	Timely Payments	Compliance
CA418 ACUITY MUTUAL INSURANCE	2	2	100%	No Filings	No Filings	No Filings
Total	2	2	100% ▲	No Filings	No Filings	No Filings
ACUITY MUTUAL INSURANCE Group Total	2	2	100% ▲	No Filings	No Filings	No Filings
AIG INSURANCE	FROIs Filed	Timely FROIs	Compliance	Payments Made	Timely Payments	Compliance
CA015 AIG CLAIMS, INC	*	*	*	*	*	*
Total	*	*	*	*	*	*
AIG INSURANCE TPA Administered Claims						
CA040 BROADSPIRE SERVICES	5	5	100%	1	1	100%
CA116 CORVEL ENTERPRISE COMP	4	4	100%	1	0	0%
CA160 ESIS	7	6	86%	4	4	100%
CA190 GALLAGHER BASSETT SERVICES	25	22	88%	7	5	71%
CA204 HELMSMAN MANAGEMENT SERVICES	1	0	0%	2	2	100%
CA300 SEDGWICK CLAIMS MANAGEMENT SERVICES	26	17	65%	8	5	63%
TPA Total	68	54	79% ▼	23	17	74% ▼
AIG INSURANCE Group Total	68	54	79% ▼	23	17	74% ▼
AIM MUTUAL GROUP	FROIs Filed	Timely FROIs	Compliance	Payments Made	Timely Payments	Compliance
CA472 AIM MUTUAL INSURANCE	14	11	79%	4	4	100%
Total	14	11	79% ▼	4	4	100% ▲
AIM MUTUAL GROUP Group Total	14	11	79% ▼	4	4	100% ▲
AMERICAN FINANCIAL GROUP	FROIs Filed	Timely FROIs	Compliance	Payments Made	Timely Payments	Compliance
CA192 GREAT AMERICAN ALLIANCE INSURANCE	1	0	0%	No Filings	No Filings	No Filings
Total	1	0	0% ▼	No Filings	No Filings	No Filings
AMERICAN FINANCIAL GROUP Group Total	1	0	0% ▼	No Filings	No Filings	No Filings
AMERISURE INSURANCE	FROIs Filed	Timely FROIs	Compliance	Payments Made	Timely Payments	Compliance
CA013 AMERISURE INSURANCE	*	*	*	*	*	*
Total	*	*	*	*	*	*
AMERISURE INSURANCE TPA Administered Claims						
CA190 GALLAGHER BASSETT SERVICES	2	2	100%	No Filings	No Filings	No Filings
TPA Total	2	2	100% ▲	No Filings	No Filings	No Filings
AMERISURE INSURANCE Group Total	2	2	100% ▲	No Filings	No Filings	No Filings

Maine Workers' Compensation Board
 Lost Time FROI Filing Benchmark: 85%
 Initial Indemnity Payment Benchmark: 87%

▲ Indicates benchmark met or exceeded
 ▼ Indicates benchmark not met

INSURANCE GROUP COMPLIANCE

Lost Time FROI and Initial Indemnity Payments

Fourth Quarter 2023

10/1/2023 - 12/31/2023

Insurance Company	Total Lost Time FROIs Filed	Lost Time FROIs Filed Timely	Compliance Percentage	Total Initial Indemnity Payments Made	Initial Indemnity Payments Made Timely	Compliance Percentage
AMTRUST INSURANCE	FROIs Filed	Timely FROIs	Compliance	Payments Made	Timely Payments	Compliance
CA437 AMTRUST NORTH AMERICA	28	7	25%	16	7	44%
Total	28	7	25% ▼	16	7	44% ▼
AMTRUST INSURANCE Group Total	28	7	25% ▼	16	7	44% ▼
ARCH INSURANCE	FROIs Filed	Timely FROIs	Compliance	Payments Made	Timely Payments	Compliance
ARCH INSURANCE	*	*	*	*	*	*
Total	*	*	*	*	*	*
ARCH INSURANCE TPA Administered Claims						
CA040 BROADSPIRE SERVICES	4	4	100%	1	1	100%
CA070 CANNON COCHRAN MANAGEMENT SERVICES	6	5	83%	2	2	100%
CA116 CORVEL ENTERPRISE COMP	4	3	75%	1	0	0%
CA190 GALLAGHER BASSETT SERVICES	6	5	83%	1	1	100%
CA300 SEDGWICK CLAIMS MANAGEMENT SERVICES	2	1	50%	2	2	100%
TPA Total	22	18	82% ▼	7	6	86% ▼
ARCH INSURANCE Group Total	22	18	82% ▼	7	6	86% ▼
AXA INS GROUP	FROIs Filed	Timely FROIs	Compliance	Payments Made	Timely Payments	Compliance
CA384 XL SPECIALTY INSURANCE	*	*	*	*	*	*
Total	*	*	*	*	*	*
AXA INS GROUP TPA Administered Claims						
CA040 BROADSPIRE SERVICES	4	3	75%	1	1	100%
CA110 CONSTITUTION STATE SERVICES	1	0	0%	1	1	100%
CA117 COTTINGHAM & BUTLER CLAIMS SERVICES	1	0	0%	No Filings	No Filings	No Filings
CA300 SEDGWICK CLAIMS MANAGEMENT SERVICES	5	4	80%	2	1	50%
TPA Total	11	7	64% ▼	4	3	75% ▼
AXA INS GROUP Group Total	11	7	64% ▼	4	3	75% ▼
BATH IRON WORKS	FROIs Filed	Timely FROIs	Compliance	Payments Made	Timely Payments	Compliance
CA036 BATH IRON WORKS	11	11	100%	8	8	100%
Total	11	11	100% ▲	8	8	100% ▲
BATH IRON WORKS Group Total	11	11	100% ▲	8	8	100% ▲
BERKSHIRE HATHAWAY GROUP	FROIs Filed	Timely FROIs	Compliance	Payments Made	Timely Payments	Compliance
CA037 BERKSHIRE HATHAWAY DIRECT INSURANCE	3	1	33%	No Filings	No Filings	No Filings
CA114 BERKSHIRE HATHAWAY HOMESTATE INSURANCE	2	1	50%	No Filings	No Filings	No Filings
Total	5	2	40% ▼	No Filings	No Filings	No Filings
BERKSHIRE HATHAWAY GROUP Group Total	5	2	40% ▼	No Filings	No Filings	No Filings

Maine Workers' Compensation Board
 Lost Time FROI Filing Benchmark: 85%
 Initial Indemnity Payment Benchmark: 87%

▲ Indicates benchmark met or exceeded
 ▼ Indicates benchmark not met

INSURANCE GROUP COMPLIANCE

Lost Time FROI and Initial Indemnity Payments

Fourth Quarter 2023

10/1/2023 - 12/31/2023

Insurance Company	Total Lost Time FROIs Filed	Lost Time FROIs Filed Timely	Compliance Percentage	Total Initial Indemnity Payments Made	Initial Indemnity Payments Made Timely	Compliance Percentage
BROADSPIRE SERVICES	FROIs Filed	Timely FROIs	Compliance	Payments Made	Timely Payments	Compliance
CA040 BROADSPIRE SERVICES	32	22	69%	9	8	89%
Total	32	22	69% ▼	9	8	89% ▲
BROADSPIRE SERVICES Group Total	32	22	69% ▼	9	8	89% ▲
CANNON COCHRAN MANAGEMENT SERVICES	FROIs Filed	Timely FROIs	Compliance	Payments Made	Timely Payments	Compliance
CA070 CANNON COCHRAN MANAGEMENT SERVICES	44	36	82%	19	16	84%
Total	44	36	82% ▼	19	16	84% ▼
CANNON COCHRAN MANAGEMENT SERVICES Group Total	44	36	82% ▼	19	16	84% ▼
CAROLINA CASUALTY INSURANCE	FROIs Filed	Timely FROIs	Compliance	Payments Made	Timely Payments	Compliance
CAROLINA CASUALTY INSURANCE	*	*	*	*	*	*
Total	*	*	*	*	*	*
CAROLINA CASUALTY INSURANCE TPA Administered Claims	FROIs Filed	Timely FROIs	Compliance	Payments Made	Timely Payments	Compliance
CA190 GALLAGHER BASSETT SERVICES	3	3	100%	No Filings	No Filings	No Filings
TPA Total	3	3	100% ▲	No Filings	No Filings	No Filings
CAROLINA CASUALTY INSURANCE Group Total	3	3	100% ▲	No Filings	No Filings	No Filings
CHEROKEE INSURANCE	FROIs Filed	Timely FROIs	Compliance	Payments Made	Timely Payments	Compliance
CA044 CHEROKEE INSURANCE	1	1	100%	No Filings	No Filings	No Filings
Total	1	1	100% ▲	No Filings	No Filings	No Filings
CHEROKEE INSURANCE Group Total	1	1	100% ▲	No Filings	No Filings	No Filings
CHESTERFIELD SERVICES	FROIs Filed	Timely FROIs	Compliance	Payments Made	Timely Payments	Compliance
CA080 CHESTERFIELD SERVICES	No Filings	No Filings	No Filings	1	1	100%
Total	No Filings	No Filings	No Filings	1	1	100% ▲
CHESTERFIELD SERVICES Group Total	No Filings	No Filings	No Filings	1	1	100% ▲

INSURANCE GROUP COMPLIANCE
 Lost Time FROI and Initial Indemnity Payments
 Fourth Quarter 2023
 10/1/2023 - 12/31/2023

Insurance Company	Total Lost Time FROIs Filed	Lost Time FROIs Filed Timely	Compliance Percentage	Total Initial Indemnity Payments Made	Initial Indemnity Payments Made Timely	Compliance Percentage
CHUBB INSURANCE	FROIs Filed	Timely FROIs	Compliance	Payments Made	Timely Payments	Compliance
ACE INSURANCE	*	*	*	*	*	*
CA046 CHUBB INSURANCE	*	*	*	*	*	*
CA090 FEDERAL INSURANCE	*	*	*	*	*	*
INDEMNITY INS CO OF NORTH AMERICA	*	*	*	*	*	*
VIGILANT INSURANCE	*	*	*	*	*	*
Total	*	*	*	*	*	*
CHUBB INSURANCE TPA Administered Claims						
CA040 BROADSPIRE SERVICES	2	2	100%	No Filings	No Filings	No Filings
CA070 CANNON COCHRAN MANAGEMENT SERVICES	3	1	33%	2	1	50%
CA110 CONSTITUTION STATE SERVICES	1	1	100%	No Filings	No Filings	No Filings
CA116 CORVEL ENTERPRISE COMP	8	7	88%	2	2	100%
CA160 ESIS	8	6	75%	5	5	100%
CA190 GALLAGHER BASSETT SERVICES	60	55	92%	17	13	76%
CA204 HELMSMAN MANAGEMENT SERVICES	12	7	58%	2	2	100%
CA295 RYDER SERVICES	No Filings	No Filings	No Filings	1	0	0%
CA300 SEDGWICK CLAIMS MANAGEMENT SERVICES	66	52	79%	22	17	77%
TPA Total	160	131	82% ▼	51	40	78% ▼
CHUBB INSURANCE Group Total	160	131	82% ▼	51	40	78% ▼
CHURCH MUTUAL INSURANCE	FROIs Filed	Timely FROIs	Compliance	Payments Made	Timely Payments	Compliance
CA084 CHURCH MUTUAL INSURANCE	*	*	*	*	*	*
Total	*	*	*	*	*	*
CHURCH MUTUAL INSURANCE TPA Administered Claims						
CA160 ESIS	1	1	100%	No Filings	No Filings	No Filings
TPA Total	1	1	100% ▲	No Filings	No Filings	No Filings
CHURCH MUTUAL INSURANCE Group Total	1	1	100% ▲	No Filings	No Filings	No Filings
CINCINNATI FINANCIAL GROUP	FROIs Filed	Timely FROIs	Compliance	Payments Made	Timely Payments	Compliance
CA438 CINCINNATI INSURANCE	4	4	100%	1	1	100%
Total	4	4	100% ▲	1	1	100% ▲
CINCINNATI FINANCIAL GROUP Group Total	4	4	100% ▲	1	1	100% ▲

INSURANCE GROUP COMPLIANCE

Lost Time FROI and Initial Indemnity Payments

Fourth Quarter 2023

10/1/2023 - 12/31/2023

Insurance Company	Total Lost Time FROIs Filed	Lost Time FROIs Filed Timely	Compliance Percentage	Total Initial Indemnity Payments Made	Initial Indemnity Payments Made Timely	Compliance Percentage
CNA INSURANCE	FROIs Filed	Timely FROIs	Compliance	Payments Made	Timely Payments	Compliance
CA083 CNA CLAIMS PLUS	1	0	0%	2	2	100%
CA087 THE CONTINENTAL INSURANCE	1	0	0%	No Filings	No Filings	No Filings
CA329 VALLEY FORGE INSURANCE COMPANY	1	0	0%	1	1	100%
Total	3	0	0% ▼	3	3	100% ▲
CNA INSURANCE TPA Administered Claims						
CA116 CORVEL ENTERPRISE COMP	1	1	100%	No Filings	No Filings	No Filings
CA190 GALLAGHER BASSETT SERVICES	1	1	100%	No Filings	No Filings	No Filings
CA300 SEDGWICK CLAIMS MANAGEMENT SERVICES	15	11	73%	3	3	100%
TPA Total	17	13	76% ▼	3	3	100% ▲
CNA INSURANCE Group Total	20	13	65% ▼	6	6	100% ▲
CONSTITUTION STATE SERVICES	FROIs Filed	Timely FROIs	Compliance	Payments Made	Timely Payments	Compliance
CA110 CONSTITUTION STATE SERVICES	6	2	33%	3	3	100%
Total	6	2	33% ▼	3	3	100% ▲
CONSTITUTION STATE SERVICES Group Total	6	2	33% ▼	3	3	100% ▲
CORVEL ENTERPRISE COMP	FROIs Filed	Timely FROIs	Compliance	Payments Made	Timely Payments	Compliance
CA116 CORVEL ENTERPRISE COMP	51	45	88%	9	7	78%
Total	51	45	88% ▲	9	7	78% ▼
CORVEL ENTERPRISE COMP Group Total	51	45	88% ▲	9	7	78% ▼
COTTINGHAM & BUTLER CLAIMS SERVICES	FROIs Filed	Timely FROIs	Compliance	Payments Made	Timely Payments	Compliance
CA117 COTTINGHAM & BUTLER CLAIMS SERVICES	4	2	50%	3	2	67%
Total	4	2	50% ▼	3	2	67% ▼
COTTINGHAM & BUTLER CLAIMS SERVICES Group Total	4	2	50% ▼	3	2	67% ▼
CROSS INSURANCE	FROIs Filed	Timely FROIs	Compliance	Payments Made	Timely Payments	Compliance
CA093 CROSS INSURANCE	370	351	95%	38	35	92%
Total	370	351	95% ▲	38	35	92% ▲
CROSS INSURANCE Group Total	370	351	95% ▲	38	35	92% ▲
DELHAIZE AMERICA LLC	FROIs Filed	Timely FROIs	Compliance	Payments Made	Timely Payments	Compliance
CA496 DELHAIZE AMERICA LLC	51	37	73%	17	12	71%
Total	51	37	73% ▼	17	12	71% ▼
DELHAIZE AMERICA LLC Group Total	51	37	73% ▼	17	12	71% ▼
EASTERN ALLIANCE INSURANCE	FROIs Filed	Timely FROIs	Compliance	Payments Made	Timely Payments	Compliance
CA141 EASTERN ALLIANCE INSURANCE	50	22	44%	20	16	80%
Total	50	22	44% ▼	20	16	80% ▼
EASTERN ALLIANCE INSURANCE Group Total	50	22	44% ▼	20	16	80% ▼

Maine Workers' Compensation Board
 Lost Time FROI Filing Benchmark: 85%
 Initial Indemnity Payment Benchmark: 87%

▲ Indicates benchmark met or exceeded
 ▼ Indicates benchmark not met

INSURANCE GROUP COMPLIANCE

Lost Time FROI and Initial Indemnity Payments

Fourth Quarter 2023

10/1/2023 - 12/31/2023

Insurance Company	Total Lost Time FROIs Filed	Lost Time FROIs Filed Timely	Compliance Percentage	Total Initial Indemnity Payments Made	Initial Indemnity Payments Made Timely	Compliance Percentage
ELECTRIC INSURANCE	FROIs Filed	Timely FROIs	Compliance	Payments Made	Timely Payments	Compliance
CA150 ELECTRIC INSURANCE	*	*	*	*	*	*
Total	*	*	*	*	*	*
ELECTRIC INSURANCE TPA Administered Claims						
CA300 SEDGWICK CLAIMS MANAGEMENT SERVICES	1	1	100%	1	1	100%
TPA Total	1	1	100% ▲	1	1	100% ▲
ELECTRIC INSURANCE Group Total	1	1	100% ▲	1	1	100% ▲
EMPLOYERS HOLDINGS GROUP	FROIs Filed	Timely FROIs	Compliance	Payments Made	Timely Payments	Compliance
CA479 EMPLOYERS PREFERRED INSURANCE	4	1	25%	No Filings	No Filings	No Filings
Total	4	1	25% ▼	No Filings	No Filings	No Filings
EMPLOYERS HOLDINGS GROUP Group Total	4	1	25% ▼	No Filings	No Filings	No Filings
ESIS	FROIs Filed	Timely FROIs	Compliance	Payments Made	Timely Payments	Compliance
CA160 ESIS	19	14	74%	12	11	92%
Total	19	14	74% ▼	12	11	92% ▲
ESIS Group Total	19	14	74% ▼	12	11	92% ▲
EVEREST REINS HOLDINGS GROUP	FROIs Filed	Timely FROIs	Compliance	Payments Made	Timely Payments	Compliance
EVEREST REINS HOLDINGS	*	*	*	*	*	*
Total	*	*	*	*	*	*
EVEREST REINS HOLDINGS GROUP TPA Administered Claims						
CA116 CORVEL ENTERPRISE COMP	1	1	100%	No Filings	No Filings	No Filings
CA190 GALLAGHER BASSETT SERVICES	7	6	86%	2	0	0%
CA204 HELMSMAN MANAGEMENT SERVICES	1	0	0%	1	0	0%
CA300 SEDGWICK CLAIMS MANAGEMENT SERVICES	5	5	100%	1	1	100%
TPA Total	14	12	86% ▲	4	1	25% ▼
EVEREST REINS HOLDINGS GROUP Group Total	14	12	86% ▲	4	1	25% ▼
FEDERATED MUTUAL INSURANCE	FROIs Filed	Timely FROIs	Compliance	Payments Made	Timely Payments	Compliance
CA091 FEDERATED MUTUAL INSURANCE	No Filings	No Filings	No Filings	1	1	100%
Total	No Filings	No Filings	No Filings	1	1	100% ▲
FEDERATED MUTUAL INSURANCE Group Total	No Filings	No Filings	No Filings	1	1	100% ▲
FEDERATED RURAL ELECTRIC INSURANCE	FROIs Filed	Timely FROIs	Compliance	Payments Made	Timely Payments	Compliance
CA475 FEDERATED RURAL ELECTRIC INSURANCE	No Filings	No Filings	No Filings	1	1	100%
Total	No Filings	No Filings	No Filings	1	1	100% ▲
FEDERATED RURAL ELECTRIC INSURANCE Group Total	No Filings	No Filings	No Filings	1	1	100% ▲

Maine Workers' Compensation Board
 Lost Time FROI Filing Benchmark: 85%
 Initial Indemnity Payment Benchmark: 87%

▲ Indicates benchmark met or exceeded
 ▼ Indicates benchmark not met

INSURANCE GROUP COMPLIANCE

Lost Time FROI and Initial Indemnity Payments

Fourth Quarter 2023

10/1/2023 - 12/31/2023

Insurance Company	Total Lost Time FROIs Filed	Lost Time FROIs Filed Timely	Compliance Percentage	Total Initial Indemnity Payments Made	Initial Indemnity Payments Made Timely	Compliance Percentage
FRANKENMUTH INSURANCE	FROIs Filed	Timely FROIs	Compliance	Payments Made	Timely Payments	Compliance
CA095 FRANKENMUTH INSURANCE	1	0	0%	1	1	100%
Total	1	0	0% ▼	1	1	100% ▲
FRANKENMUTH INSURANCE Group Total	1	0	0% ▼	1	1	100% ▲
FUTURECOMP	FROIs Filed	Timely FROIs	Compliance	Payments Made	Timely Payments	Compliance
CA175 FUTURECOMP	36	36	100%	5	5	100%
Total	36	36	100% ▲	5	5	100% ▲
FUTURECOMP Group Total	36	36	100% ▲	5	5	100% ▲
GALLAGHER BASSETT SERVICES	FROIs Filed	Timely FROIs	Compliance	Payments Made	Timely Payments	Compliance
CA190 GALLAGHER BASSETT SERVICES	248	223	90%	55	37	67%
Total	248	223	90% ▲	55	37	67% ▼
GALLAGHER BASSETT SERVICES Group Total	248	223	90% ▲	55	37	67% ▼
GROUP 1001 INS HOLDINGS GRP	FROIs Filed	Timely FROIs	Compliance	Payments Made	Timely Payments	Compliance
CLEAR SPRING PROPERTY & CASUALTY	*	*	*	*	*	*
Total	*	*	*	*	*	*
GROUP 1001 INS HOLDINGS GRP TPA Administered Claims	FROIs Filed	Timely FROIs	Compliance	Payments Made	Timely Payments	Compliance
CA300 SEDGWICK CLAIMS MANAGEMENT SERVICES	2	0	0%	1	1	100%
TPA Total	2	0	0% ▼	1	1	100% ▲
GROUP 1001 INS HOLDINGS GRP Group Total	2	0	0% ▼	1	1	100% ▲
GUARD INSURANCE	FROIs Filed	Timely FROIs	Compliance	Payments Made	Timely Payments	Compliance
CA019 AMGUARD INSURANCE	2	0	0%	1	0	0%
CA272 NORGUARD INSURANCE	3	3	100%	No Filings	No Filings	No Filings
Total	5	3	60% ▼	1	0	0% ▼
GUARD INSURANCE Group Total	5	3	60% ▼	1	0	0% ▼
HANOVER INSURANCE	FROIs Filed	Timely FROIs	Compliance	Payments Made	Timely Payments	Compliance
CA048 CITIZENS INSURANCE COMPANY OF AMERICA	3	2	67%	2	2	100%
CA429 HANOVER AMERICAN INSURANCE	2	0	0%	No Filings	No Filings	No Filings
CA202 HANOVER INSURANCE	3	2	67%	2	2	100%
CA228 MASSACHUSETTS BAY INSURANCE	3	2	67%	No Filings	No Filings	No Filings
Total	11	6	55% ▼	4	4	100% ▲
HANOVER INSURANCE Group Total	11	6	55% ▼	4	4	100% ▲

INSURANCE GROUP COMPLIANCE

Lost Time FROI and Initial Indemnity Payments

Fourth Quarter 2023

10/1/2023 - 12/31/2023

Insurance Company	Total Lost Time FROIs Filed	Lost Time FROIs Filed Timely	Compliance Percentage	Total Initial Indemnity Payments Made	Initial Indemnity Payments Made Timely	Compliance Percentage
HARTFORD INSURANCE	FROIs Filed	Timely FROIs	Compliance	Payments Made	Timely Payments	Compliance
CA188 HARTFORD ACCIDENT & INDEMNITY	3	1	33%	2	1	50%
CA185 HARTFORD CASUALTY INSURANCE	3	3	100%	2	2	100%
CA203 HARTFORD FIRE INSURANCE	11	5	45%	7	5	71%
CA186 HARTFORD INSURANCE COMPANY OF THE MIDWEST	2	2	100%	2	2	100%
CA187 HARTFORD UNDERWRITERS INSURANCE	4	2	50%	2	2	100%
CA288 PROPERTY & CASUALTY INSURANCE COMPANY OF HARTFORD	8	8	100%	No Filings	No Filings	No Filings
CA296 SENTINEL INSURANCE	1	0	0%	No Filings	No Filings	No Filings
CA319 TRUMBULL INSURANCE	2	2	100%	No Filings	No Filings	No Filings
CA321 TWIN CITY FIRE INSURANCE	9	8	89%	2	2	100%
Total	43	31	72% ▼	17	14	82% ▼
HARTFORD INSURANCE TPA Administered Claims						
CA070 CANNON COCHRAN MANAGEMENT SERVICES	3	3	100%	2	2	100%
CA116 CORVEL ENTERPRISE COMP	1	1	100%	1	1	100%
CA300 SEDGWICK CLAIMS MANAGEMENT SERVICES	1	1	100%	No Filings	No Filings	No Filings
TPA Total	5	5	100% ▲	3	3	100% ▲
HARTFORD INSURANCE Group Total	48	36	75% ▼	20	17	85% ▼
HELMSMAN MANAGEMENT SERVICES	FROIs Filed	Timely FROIs	Compliance	Payments Made	Timely Payments	Compliance
CA204 HELMSMAN MANAGEMENT SERVICES	17	9	53%	7	6	86%
Total	17	9	53% ▼	7	6	86% ▼
HELMSMAN MANAGEMENT SERVICES Group Total	17	9	53% ▼	7	6	86% ▼
HOUSTON INT INS GROUP	FROIs Filed	Timely FROIs	Compliance	Payments Made	Timely Payments	Compliance
IMPERIUM INSURANCE	*	*	*	*	*	*
Total	*	*	*	*	*	*
HOUSTON INT INS GROUP TPA Administered Claims						
CA190 GALLAGHER BASSETT SERVICES	2	2	100%	No Filings	No Filings	No Filings
TPA Total	2	2	100% ▲	No Filings	No Filings	No Filings
HOUSTON INT INS GROUP Group Total	2	2	100% ▲	No Filings	No Filings	No Filings

INSURANCE GROUP COMPLIANCE

Lost Time FROI and Initial Indemnity Payments

Fourth Quarter 2023

10/1/2023 - 12/31/2023

Insurance Company	Total Lost Time FROIs Filed	Lost Time FROIs Filed Timely	Compliance Percentage	Total Initial Indemnity Payments Made	Initial Indemnity Payments Made Timely	Compliance Percentage
LIBERTY MUTUAL INSURANCE	FROIs Filed	Timely FROIs	Compliance	Payments Made	Timely Payments	Compliance
CA380 EMPLOYERS INSURANCE OF WAUSAU	1	1	100%	1	1	100%
CA210 LIBERTY MUTUAL INSURANCE	53	40	75%	28	23	82%
CA406 OHIO CASUALTY INSURANCE	1	1	100%	No Filings	No Filings	No Filings
Total	55	42	76% ▼	29	24	83% ▼
LIBERTY MUTUAL INSURANCE TPA Administered Claims						
CA160 ESIS	1	1	100%	1	1	100%
CA300 SEDGWICK CLAIMS MANAGEMENT SERVICES	4	1	25%	No Filings	No Filings	No Filings
TPA Total	5	2	40% ▼	1	1	100% ▲
LIBERTY MUTUAL INSURANCE Group Total	60	44	73% ▼	30	25	83% ▼
MAINE EMPLOYERS' MUTUAL INSURANCE	FROIs Filed	Timely FROIs	Compliance	Payments Made	Timely Payments	Compliance
CA260 MAINE EMPLOYERS' MUTUAL INSURANCE	1070	778	73%	301	265	88%
Total	1070	778	73% ▼	301	265	88% ▲
MAINE EMPLOYERS' MUTUAL INSURANCE TPA Administered Claims						
CA116 CORVEL ENTERPRISE COMP	2	2	100%	1	1	100%
TPA Total	2	2	100% ▲	1	1	100% ▲
MAINE EMPLOYERS' MUTUAL INSURANCE Group Total	1072	780	73% ▼	302	266	88% ▲
MAINE HEALTHCARE ASSOCIATION	FROIs Filed	Timely FROIs	Compliance	Payments Made	Timely Payments	Compliance
CA234 MAINE HEALTHCARE ASSOCIATION	44	38	86%	19	13	68%
Total	44	38	86% ▲	19	13	68% ▼
MAINE HEALTHCARE ASSOCIATION Group Total	44	38	86% ▲	19	13	68% ▼
MAINE MOTOR TRANSPORT ASSOCIATION	FROIs Filed	Timely FROIs	Compliance	Payments Made	Timely Payments	Compliance
CA230 MAINE MOTOR TRANSPORT ASSOCIATION	29	27	93%	5	5	100%
Total	29	27	93% ▲	5	5	100% ▲
MAINE MOTOR TRANSPORT ASSOCIATION Group Total	29	27	93% ▲	5	5	100% ▲
MAINE MUNICIPAL ASSOCIATION	FROIs Filed	Timely FROIs	Compliance	Payments Made	Timely Payments	Compliance
CA225 MAINE MUNICIPAL ASSOCIATION	217	209	96%	53	52	98%
Total	217	209	96% ▲	53	52	98% ▲
MAINE MUNICIPAL ASSOCIATION Group Total	217	209	96% ▲	53	52	98% ▲
MAINE SCHOOL MANAGEMENT ASSOCIATION	FROIs Filed	Timely FROIs	Compliance	Payments Made	Timely Payments	Compliance
CA250 MAINE SCHOOL MANAGEMENT ASSOCIATION	69	67	97%	18	18	100%
Total	69	67	97% ▲	18	18	100% ▲
MAINE SCHOOL MANAGEMENT ASSOCIATION Group Total	69	67	97% ▲	18	18	100% ▲

Maine Workers' Compensation Board
 Lost Time FROI Filing Benchmark: 85%
 Initial Indemnity Payment Benchmark: 87%

▲ Indicates benchmark met or exceeded
 ▼ Indicates benchmark not met

INSURANCE GROUP COMPLIANCE

Lost Time FROI and Initial Indemnity Payments

Fourth Quarter 2023

10/1/2023 - 12/31/2023

Insurance Company	Total Lost Time FROIs Filed	Lost Time FROIs Filed Timely	Compliance Percentage	Total Initial Indemnity Payments Made	Initial Indemnity Payments Made Timely	Compliance Percentage
MARKEL CORP GROUP	FROIs Filed	Timely FROIs	Compliance	Payments Made	Timely Payments	Compliance
CA434 MARKEL SERVICE INCORPORATED	1	1	100%	1	1	100%
Total	1	1	100% ▲	1	1	100% ▲
MARKEL CORP GROUP TPA Administered Claims						
CA070 CANNON COCHRAN MANAGEMENT SERVICES	3	3	100%	No Filings	No Filings	No Filings
TPA Total	3	3	100% ▲	No Filings	No Filings	No Filings
MARKEL CORP GROUP Group Total	4	4	100% ▲	1	1	100% ▲
MITSUI SUMITOMO INS CO OF AMERICA	FROIs Filed	Timely FROIs	Compliance	Payments Made	Timely Payments	Compliance
MITSUI SUMITOMO INS CO OF AMERICA	*	*	*	*	*	*
Total	*	*	*	*	*	*
MITSUI SUMITOMO INS CO OF AMERICA TPA Administered Claims						
CA070 CANNON COCHRAN MANAGEMENT SERVICES	1	1	100%	1	1	100%
TPA Total	1	1	100% ▲	1	1	100% ▲
MITSUI SUMITOMO INS CO OF AMERICA Group Total	1	1	100% ▲	1	1	100% ▲
NEXT LEVEL ADMINISTRATOR LLC	FROIs Filed	Timely FROIs	Compliance	Payments Made	Timely Payments	Compliance
CA433 NEXT LEVEL ADMINISTRATORS LLC	6	4	67%	2	0	0%
Total	6	4	67% ▼	2	0	0% ▼
NEXT LEVEL ADMINISTRATOR LLC Group Total	6	4	67% ▼	2	0	0% ▼
NGM INSURANCE	FROIs Filed	Timely FROIs	Compliance	Payments Made	Timely Payments	Compliance
CA265 NGM INSURANCE	*	*	*	*	*	*
Total	*	*	*	*	*	*
NGM INSURANCE TPA Administered Claims						
CA300 SEDGWICK CLAIMS MANAGEMENT SERVICES	1	0	0%	No Filings	No Filings	No Filings
TPA Total	1	0	0% ▼	No Filings	No Filings	No Filings
NGM INSURANCE Group Total	1	0	0% ▼	No Filings	No Filings	No Filings

INSURANCE GROUP COMPLIANCE

Lost Time FROI and Initial Indemnity Payments

Fourth Quarter 2023

10/1/2023 - 12/31/2023

Insurance Company	Total Lost Time FROIs Filed	Lost Time FROIs Filed Timely	Compliance Percentage	Total Initial Indemnity Payments Made	Initial Indemnity Payments Made Timely	Compliance Percentage
OLD REPUBLIC INSURANCE	FROIs Filed	Timely FROIs	Compliance	Payments Made	Timely Payments	Compliance
CA196 GREAT WEST INSURANCE	1	0	0%	1	1	100%
OLD REPUBLIC GENERAL INSURANCE CORP.	*	*	*	*	*	*
OLD REPUBLIC INSURANCE	*	*	*	*	*	*
Total	1	0	0% ▼	1	1	100% ▲
OLD REPUBLIC INSURANCE TPA Administered Claims						
CA040 BROADSPIRE SERVICES	2	1	50%	No Filings	No Filings	No Filings
CA070 CANNON COCHRAN MANAGEMENT SERVICES	7	7	100%	3	3	100%
CA116 CORVEL ENTERPRISE COMP	1	0	0%	No Filings	No Filings	No Filings
CA190 GALLAGHER BASSETT SERVICES	13	13	100%	4	3	75%
CA280 RISK ENTERPRISE MANAGEMENT	1	0	0%	No Filings	No Filings	No Filings
CA300 SEDGWICK CLAIMS MANAGEMENT SERVICES	2	1	50%	2	1	50%
TPA Total	26	22	85% ▲	9	7	78% ▼
OLD REPUBLIC INSURANCE Group Total	27	22	81% ▼	10	8	80% ▼
PENNSYLVANIA MFG ASSN	FROIs Filed	Timely FROIs	Compliance	Payments Made	Timely Payments	Compliance
MANUFACTURERS ALLIANCE INSURANCE	*	*	*	*	*	*
PENNSYLVANIA MFG ASSN	*	*	*	*	*	*
PENNSYLVANIA MFG INDEMNITY CO	*	*	*	*	*	*
Total	*	*	*	*	*	*
PENNSYLVANIA MFG ASSN TPA Administered Claims						
CA190 GALLAGHER BASSETT SERVICES	9	8	89%	1	0	0%
TPA Total	9	8	89% ▲	1	0	0% ▼
PENNSYLVANIA MFG ASSN Group Total	9	8	89% ▲	1	0	0% ▼
PROTECTIVE INSURANCE	FROIs Filed	Timely FROIs	Compliance	Payments Made	Timely Payments	Compliance
CA277 PROTECTIVE INSURANCE COMPANY	*	*	*	*	*	*
Total	*	*	*	*	*	*
PROTECTIVE INSURANCE TPA Administered Claims						
CA040 BROADSPIRE SERVICES	6	1	17%	2	1	50%
TPA Total	6	1	17% ▼	2	1	50% ▼
PROTECTIVE INSURANCE Group Total	6	1	17% ▼	2	1	50% ▼
QBE INSURANCE GROUP	FROIs Filed	Timely FROIs	Compliance	Payments Made	Timely Payments	Compliance
QBE INSURANCE GROUP	*	*	*	*	*	*
Total	*	*	*	*	*	*
QBE INSURANCE GROUP TPA Administered Claims						
CA300 SEDGWICK CLAIMS MANAGEMENT SERVICES	15	6	40%	5	2	40%
TPA Total	15	6	40% ▼	5	2	40% ▼
QBE INSURANCE GROUP Group Total	15	6	40% ▼	5	2	40% ▼

Maine Workers' Compensation Board
 Lost Time FROI Filing Benchmark: 85%
 Initial Indemnity Payment Benchmark: 87%

▲ Indicates benchmark met or exceeded
 ▼ Indicates benchmark not met

INSURANCE GROUP COMPLIANCE

Lost Time FROI and Initial Indemnity Payments

Fourth Quarter 2023

10/1/2023 - 12/31/2023

Insurance Company	Total Lost Time FROIs Filed	Lost Time FROIs Filed Timely	Compliance Percentage	Total Initial Indemnity Payments Made	Initial Indemnity Payments Made Timely	Compliance Percentage
RISK ENTERPRISE MANAGEMENT	FROIs Filed	Timely FROIs	Compliance	Payments Made	Timely Payments	Compliance
CA280 RISK ENTERPRISE MANAGEMENT	1	0	0%	1	1	100%
Total	1	0	0% ▼	1	1	100% ▲
RISK ENTERPRISE MANAGEMENT Group Total	1	0	0% ▼	1	1	100% ▲
RLI INSURANCE GROUP	FROIs Filed	Timely FROIs	Compliance	Payments Made	Timely Payments	Compliance
RLI INSURANCE	*	*	*	*	*	*
Total	*	*	*	*	*	*
RLI INSURANCE GROUP TPA Administered Claims						
CA190 GALLAGHER BASSETT SERVICES	3	3	100%	No Filings	No Filings	No Filings
TPA Total	3	3	100% ▲	No Filings	No Filings	No Filings
RLI INSURANCE GROUP Group Total	3	3	100% ▲	No Filings	No Filings	No Filings
RYDER SERVICES	FROIs Filed	Timely FROIs	Compliance	Payments Made	Timely Payments	Compliance
CA295 RYDER SERVICES	No Filings	No Filings	No Filings	1	0	0%
Total	No Filings	No Filings	No Filings	1	0	0% ▼
RYDER SERVICES Group Total	No Filings	No Filings	No Filings	1	0	0% ▼
SAFETY NATIONAL CASUALTY CORP	FROIs Filed	Timely FROIs	Compliance	Payments Made	Timely Payments	Compliance
SAFETY NATIONAL CASUALTY CORP	*	*	*	*	*	*
Total	*	*	*	*	*	*
SAFETY NATIONAL CASUALTY CORP TPA Administered Claims						
CA040 BROADSPIRE SERVICES	3	3	100%	1	1	100%
CA110 CONSTITUTION STATE SERVICES	1	0	0%	No Filings	No Filings	No Filings
CA116 CORVEL ENTERPRISE COMP	2	2	100%	No Filings	No Filings	No Filings
CA190 GALLAGHER BASSETT SERVICES	14	14	100%	3	3	100%
CA204 HELMSMAN MANAGEMENT SERVICES	2	2	100%	2	2	100%
CA280 RISK ENTERPRISE MANAGEMENT	No Filings	No Filings	No Filings	1	1	100%
CA300 SEDGWICK CLAIMS MANAGEMENT SERVICES	18	11	61%	3	2	67%
TPA Total	40	32	80% ▼	10	9	90% ▲
SAFETY NATIONAL CASUALTY CORP Group Total	40	32	80% ▼	10	9	90% ▲
SAGAMORE INSURANCE	FROIs Filed	Timely FROIs	Compliance	Payments Made	Timely Payments	Compliance
SAGAMORE INSURANCE	*	*	*	*	*	*
Total	*	*	*	*	*	*
SAGAMORE INSURANCE TPA Administered Claims						
CA040 BROADSPIRE SERVICES	3	1	33%	3	3	100%
TPA Total	3	1	33% ▼	3	3	100% ▲
SAGAMORE INSURANCE Group Total	3	1	33% ▼	3	3	100% ▲

INSURANCE GROUP COMPLIANCE

Lost Time FROI and Initial Indemnity Payments

Fourth Quarter 2023

10/1/2023 - 12/31/2023

Insurance Company	Total Lost Time FROIs Filed	Lost Time FROIs Filed Timely	Compliance Percentage	Total Initial Indemnity Payments Made	Initial Indemnity Payments Made Timely	Compliance Percentage
SEDGWICK CLAIMS MANAGEMENT SERVICES	FROIs Filed	Timely FROIs	Compliance	Payments Made	Timely Payments	Compliance
CA300 SEDGWICK CLAIMS MANAGEMENT SERVICES	210	148	70%	59	40	68%
Total	210	148	70% ▼	59	40	68% ▼
SEDGWICK CLAIMS MANAGEMENT SERVICES Group Total	210	148	70% ▼	59	40	68% ▼
SENTRY INSURANCE	FROIs Filed	Timely FROIs	Compliance	Payments Made	Timely Payments	Compliance
CA207 FLORISTS MUTUAL INSURANCE	2	1	50%	No Filings	No Filings	No Filings
CA426 MIDDLESEX INSURANCE COMPANY	1	0	0%	1	0	0%
CA402 SENTRY CASUALTY	2	0	0%	1	1	100%
CA305 SENTRY INSURANCE	6	2	33%	3	2	67%
CA308 SENTRY SELECT INSURANCE	No Filings	No Filings	No Filings	1	0	0%
Total	11	3	27% ▼	6	3	50% ▼
SENTRY INSURANCE Group Total	11	3	27% ▼	6	3	50% ▼
SOMPO JAPAN INSURANCE	FROIs Filed	Timely FROIs	Compliance	Payments Made	Timely Payments	Compliance
SOMPO JAPAN INSURANCE COMPANY OF AMERICA	*	*	*	*	*	*
Total	*	*	*	*	*	*
SOMPO JAPAN INSURANCE TPA Administered Claims						
CA190 GALLAGHER BASSETT SERVICES	1	1	100%	No Filings	No Filings	No Filings
TPA Total	1	1	100% ▲	No Filings	No Filings	No Filings
SOMPO JAPAN INSURANCE Group Total	1	1	100% ▲	No Filings	No Filings	No Filings
STARR INDEMNITY INSURANCE	FROIs Filed	Timely FROIs	Compliance	Payments Made	Timely Payments	Compliance
STARR INDEMNITY INSURANCE	*	*	*	*	*	*
Total	*	*	*	*	*	*
STARR INDEMNITY INSURANCE TPA Administered Claims						
CA160 ESIS	1	0	0%	1	0	0%
CA190 GALLAGHER BASSETT SERVICES	17	12	71%	1	0	0%
CA300 SEDGWICK CLAIMS MANAGEMENT SERVICES	5	3	60%	1	1	100%
TPA Total	23	15	65% ▼	3	1	33% ▼
STARR INDEMNITY INSURANCE Group Total	23	15	65% ▼	3	1	33% ▼
STARSTONE NATIONAL INSURANCE	FROIs Filed	Timely FROIs	Compliance	Payments Made	Timely Payments	Compliance
STARSTONE NATIONAL INSURANCE	*	*	*	*	*	*
Total	*	*	*	*	*	*
STARSTONE NATIONAL INSURANCE TPA Administered Claims						
CA070 CANNON COCHRAN MANAGEMENT SERVICES	3	0	0%	1	0	0%
TPA Total	3	0	0% ▼	1	0	0% ▼
STARSTONE NATIONAL INSURANCE Group Total	3	0	0% ▼	1	0	0% ▼

INSURANCE GROUP COMPLIANCE

Lost Time FROI and Initial Indemnity Payments

Fourth Quarter 2023

10/1/2023 - 12/31/2023

Insurance Company	Total Lost Time FROIs Filed	Lost Time FROIs Filed Timely	Compliance Percentage	Total Initial Indemnity Payments Made	Initial Indemnity Payments Made Timely	Compliance Percentage
STATE OF MAINE WORKERS' COMPENSATION TRUST	FROIs Filed	Timely FROIs	Compliance	Payments Made	Timely Payments	Compliance
CA307 STATE OF MAINE WORKERS' COMPENSATION TRUST	115	98	85%	29	24	83%
Total	115	98	85% ▲	29	24	83% ▼
STATE OF MAINE WORKERS' COMPENSATION TRUST Group Total	115	98	85% ▲	29	24	83% ▼
SYNERNET	FROIs Filed	Timely FROIs	Compliance	Payments Made	Timely Payments	Compliance
CA320 SYNERNET	228	220	96%	43	40	93%
Total	228	220	96% ▲	43	40	93% ▲
SYNERNET Group Total	228	220	96% ▲	43	40	93% ▲
TRAVELERS INSURANCE	FROIs Filed	Timely FROIs	Compliance	Payments Made	Timely Payments	Compliance
CA072 CHARTER OAK FIRE INSURANCE	2	1	50%	1	0	0%
CA284 PHOENIX INSURANCE	1	0	0%	No Filings	No Filings	No Filings
CA306 STANDARD FIRE INSURANCE	28	18	64%	18	14	78%
CA347 TRAVELERS CASUALTY & SURETY	10	5	50%	6	4	67%
CA348 TRAVELERS CASUALTY INSURANCE COMPANY OF AMERICA	1	1	100%	1	1	100%
CA349 TRAVELERS COMMERCIAL CASUALTY	3	2	67%	1	1	100%
CA346 TRAVELERS INDEMNITY COMPANY OF AMERICA	2	1	50%	2	2	100%
CA345 TRAVELERS PROPERTY CASUALTY INSURANCE	3	2	67%	1	1	100%
Total	50	30	60% ▼	30	23	77% ▼
TRAVELERS INSURANCE TPA Administered Claims						
CA110 CONSTITUTION STATE SERVICES	3	1	33%	2	2	100%
CA300 SEDGWICK CLAIMS MANAGEMENT SERVICES	4	4	100%	1	1	100%
TPA Total	7	5	71% ▼	3	3	100% ▲
TRAVELERS INSURANCE Group Total	57	35	61% ▼	33	26	79% ▼
VANLINER INSURANCE	FROIs Filed	Timely FROIs	Compliance	Payments Made	Timely Payments	Compliance
CA379 VANLINER INSURANCE	6	6	100%	3	3	100%
Total	6	6	100% ▲	3	3	100% ▲
VANLINER INSURANCE Group Total	6	6	100% ▲	3	3	100% ▲
WALMART CLAIMS SERVICES	FROIs Filed	Timely FROIs	Compliance	Payments Made	Timely Payments	Compliance
CA100 WALMART CLAIMS SERVICES	102	93	91%	10	9	90%
Total	102	93	91% ▲	10	9	90% ▲
WALMART CLAIMS SERVICES Group Total	102	93	91% ▲	10	9	90% ▲
WELLFLEET NEW YORK INSURANCE	FROIs Filed	Timely FROIs	Compliance	Payments Made	Timely Payments	Compliance
CA498 WELLFLEET NEW YORK INSURANCE	1	0	0%	No Filings	No Filings	No Filings
Total	1	0	0% ▼	No Filings	No Filings	No Filings ▲
WELLFLEET NEW YORK INSURANCE Group Total	1	0	0% ▼	No Filings	No Filings	No Filings ▲

Maine Workers' Compensation Board
 Lost Time FROI Filing Benchmark: 85%
 Initial Indemnity Payment Benchmark: 87%

▲ Indicates benchmark met or exceeded
 ▼ Indicates benchmark not met

INSURANCE GROUP COMPLIANCE

Lost Time FROI and Initial Indemnity Payments

Fourth Quarter 2023

10/1/2023 - 12/31/2023

Insurance Company	Total Lost Time FROIs Filed	Lost Time FROIs Filed Timely	Compliance Percentage	Total Initial Indemnity Payments Made	Initial Indemnity Payments Made Timely	Compliance Percentage
WORK FIRST CASUALTY	FROIs Filed	Timely FROIs	Compliance	Payments Made	Timely Payments	Compliance
WORK FIRST CASUALTY	*	*	*	*	*	*
Total	*	*	*	*	*	*
WORK FIRST CASUALTY TPA Administered Claims						
CA040 BROADSPIRE SERVICES	2	1	50%	No Filings	No Filings	No Filings
TPA Total	2	1	50% ▼	No Filings	No Filings	No Filings ▲
WORK FIRST CASUALTY Group Total	2	1	50% ▼	No Filings	No Filings	No Filings ▲
ZURICH INSURANCE	FROIs Filed	Timely FROIs	Compliance	Payments Made	Timely Payments	Compliance
CA022 AMERICAN ZURICH	25	13	52%	5	4	80%
CA400 ZURICH AMERICAN INSURANCE	8	6	75%	1	1	100%
CA404 ZURICH AMERICAN INSURANCE COMPANY OF ILLINOIS	1	1	100%	No Filings	No Filings	No Filings
Total	34	20	59% ▼	6	5	83% ▼
ZURICH INSURANCE TPA Administered Claims						
CA040 BROADSPIRE SERVICES	1	1	100%	No Filings	No Filings	No Filings
CA080 CHESTERFIELD SERVICES	No Filings	No Filings	No Filings	1	1	100%
CA116 CORVEL ENTERPRISE COMP	13	11	85%	2	2	100%
CA117 COTTINGHAM & BUTLER CLAIMS SERVICES	3	2	67%	3	2	67%
CA160 ESIS	1	0	0%	1	1	100%
CA190 GALLAGHER BASSETT SERVICES	32	30	94%	2	2	100%
CA300 SEDGWICK CLAIMS MANAGEMENT SERVICES	10	9	90%	1	0	0%
TPA Total	60	53	88% ▲	10	8	80% ▼
ZURICH INSURANCE Group Total	94	73	78% ▼	16	13	81% ▼

Appendix B

**Insurance Group Compliance
Initial MOP and Initial Indemnity NOC Filings
Fourth Quarter
10/1/2023-12/31/2023**

INSURANCE GROUP COMPLIANCE
Initial MOP and Initial Indemnity NOC Filings
Fourth Quarter 2023
10/1/2023 - 12/31/2023

Insurance Company	Total Initial MOPs Filed	Initial MOPs Filed Timely	Compliance Percentage	Total Initial Indemnity NOCs Filed	Initial Indemnity NOCs Filed Timely	Compliance Percentage
ACADIA INSURANCE	MOPs Filed	Timely MOPs	Compliance	NOCs Filed	Timely NOCs	Compliance
CA010 ACADIA INSURANCE	12	11	92%	4	3	75%
Total	12	11	92% ▲	4	3	75% ▼
ACADIA INSURANCE Group Total	12	11	92% ▲	4	3	75% ▼
ACUITY MUTUAL INSURANCE	MOPs Filed	Timely MOPs	Compliance	NOCs Filed	Timely NOCs	Compliance
CA418 ACUITY MUTUAL INSURANCE	No Filings	No Filings	No Filings	1	1	100%
Total	No Filings	No Filings	No Filings	1	1	100% ▲
ACUITY MUTUAL INSURANCE Group Total	No Filings	No Filings	No Filings	1	1	100% ▲
AIG INSURANCE	MOPs Filed	Timely MOPs	Compliance	NOCs Filed	Timely NOCs	Compliance
CA015 AIG CLAIMS, INC	*	*	*	*	*	*
Total	*	*	*	*	*	*
AIG INSURANCE TPA Administered Claims						
CA040 BROADSPIRE SERVICES	1	1	100%	2	2	100%
CA116 CORVEL ENTERPRISE COMP	1	0	0%	No Filings	No Filings	No Filings
CA160 ESIS	4	4	100%	No Filings	No Filings	No Filings
CA190 GALLAGHER BASSETT SERVICES	7	5	71%	No Filings	No Filings	No Filings
CA204 HELMSMAN MANAGEMENT SERVICES	2	2	100%	No Filings	No Filings	No Filings
CA300 SEDGWICK CLAIMS MANAGEMENT SERVICES	8	5	63%	5	4	80%
TPA Total	23	17	74% ▼	7	6	86% ▼
AIG INSURANCE Group Total	23	17	74% ▼	7	6	86% ▼
AIM MUTUAL GROUP	MOPs Filed	Timely MOPs	Compliance	NOCs Filed	Timely NOCs	Compliance
CA472 AIM MUTUAL INSURANCE	4	4	100%	2	2	100%
Total	4	4	100% ▲	2	2	100% ▲
AIM MUTUAL GROUP Group Total	4	4	100% ▲	2	2	100% ▲
AMERICAN FINANCIAL GROUP	MOPs Filed	Timely MOPs	Compliance	NOCs Filed	Timely NOCs	Compliance
CA192 GREAT AMERICAN ALLIANCE INSURANCE	No Filings	No Filings	No Filings	1	0	0%
Total	No Filings	No Filings	No Filings	1	0	0% ▼
AMERICAN FINANCIAL GROUP Group Total	No Filings	No Filings	No Filings	1	0	0% ▼
AMERISURE INSURANCE	MOPs Filed	Timely MOPs	Compliance	NOCs Filed	Timely NOCs	Compliance
CA013 AMERISURE INSURANCE	*	*	*	*	*	*
Total	*	*	*	*	*	*
AMERISURE INSURANCE TPA Administered Claims						
CA190 GALLAGHER BASSETT SERVICES	No Filings	No Filings	No Filings	No Filings	No Filings	No Filings
TPA Total	No Filings	No Filings	No Filings	No Filings	No Filings	No Filings
AMERISURE INSURANCE Group Total	No Filings	No Filings	No Filings	No Filings	No Filings	No Filings

INSURANCE GROUP COMPLIANCE
Initial MOP and Initial Indemnity NOC Filings
Fourth Quarter 2023
10/1/2023 - 12/31/2023

Insurance Company	Total Initial MOPs Filed	Initial MOPs Filed Timely	Compliance Percentage	Total Initial Indemnity NOCs Filed	Initial Indemnity NOCs Filed Timely	Compliance Percentage
AMTRUST INSURANCE	MOPs Filed	Timely MOPs	Compliance	NOCs Filed	Timely NOCs	Compliance
CA437 AMTRUST NORTH AMERICA	16	10	63%	2	2	100%
Total	16	10	63% ▼	2	2	100% ▲
AMTRUST INSURANCE Group Total	16	10	63% ▼	2	2	100% ▲
ARCH INSURANCE	MOPs Filed	Timely MOPs	Compliance	NOCs Filed	Timely NOCs	Compliance
ARCH INSURANCE	*	*	*	*	*	*
Total	*	*	*	*	*	*
ARCH INSURANCE TPA Administered Claims						
CA040 BROADSPIRE SERVICES	1	1	100%	2	2	100%
CA070 CANNON COCHRAN MANAGEMENT SERVICES	2	2	100%	1	1	100%
CA116 CORVEL ENTERPRISE COMP	1	0	0%	No Filings	No Filings	No Filings
CA190 GALLAGHER BASSETT SERVICES	1	1	100%	No Filings	No Filings	No Filings
CA300 SEDGWICK CLAIMS MANAGEMENT SERVICES	2	2	100%	No Filings	No Filings	No Filings
TPA Total	7	6	86% ▲	3	3	100% ▲
ARCH INSURANCE Group Total	7	6	86% ▲	3	3	100% ▲
AXA INS GROUP	MOPs Filed	Timely MOPs	Compliance	NOCs Filed	Timely NOCs	Compliance
CA384 XL SPECIALTY INSURANCE	*	*	*	*	*	*
Total	*	*	*	*	*	*
AXA INS GROUP TPA Administered Claims						
CA040 BROADSPIRE SERVICES	1	1	100%	1	1	100%
CA110 CONSTITUTION STATE SERVICES	1	1	100%	No Filings	No Filings	No Filings
CA117 COTTINGHAM & BUTLER CLAIMS SERVICES	No Filings	No Filings	No Filings	1	1	100%
CA300 SEDGWICK CLAIMS MANAGEMENT SERVICES	2	1	50%	1	1	100%
TPA Total	4	3	75% ▼	3	3	100% ▲
AXA INS GROUP Group Total	4	3	75% ▼	3	3	100% ▲
BATH IRON WORKS	MOPs Filed	Timely MOPs	Compliance	NOCs Filed	Timely NOCs	Compliance
CA036 BATH IRON WORKS	8	8	100%	No Filings	No Filings	No Filings
Total	8	8	100% ▲	No Filings	No Filings	No Filings
BATH IRON WORKS Group Total	8	8	100% ▲	No Filings	No Filings	No Filings
BERKSHIRE HATHAWAY GROUP	MOPs Filed	Timely MOPs	Compliance	NOCs Filed	Timely NOCs	Compliance
CA037 BERKSHIRE HATHAWAY DIRECT INSURANCE	No Filings	No Filings	No Filings	No Filings	No Filings	No Filings
CA114 BERKSHIRE HATHAWAY HOMESTATE INSURANCE	No Filings	No Filings	No Filings	No Filings	No Filings	No Filings
Total	No Filings	No Filings	No Filings	No Filings	No Filings	No Filings
BERKSHIRE HATHAWAY GROUP Group Total	No Filings	No Filings	No Filings	No Filings	No Filings	No Filings

INSURANCE GROUP COMPLIANCE
Initial MOP and Initial Indemnity NOC Filings
Fourth Quarter 2023
10/1/2023 - 12/31/2023

Insurance Company	Total Initial MOPs Filed	Initial MOPs Filed Timely	Compliance Percentage	Total Initial Indemnity NOCs Filed	Initial Indemnity NOCs Filed Timely	Compliance Percentage
BROADSPIRE SERVICES	MOPs Filed	Timely MOPs	Compliance	NOCs Filed	Timely NOCs	Compliance
CA040 BROADSPIRE SERVICES	9	8	89%	8	7	88%
Total	9	8	89% ▲	8	7	88% ▼
BROADSPIRE SERVICES Group Total	9	8	89% ▲	8	7	88% ▼
CANNON COCHRAN MANAGEMENT SERVICES	MOPs Filed	Timely MOPs	Compliance	NOCs Filed	Timely NOCs	Compliance
CA070 CANNON COCHRAN MANAGEMENT SERVICES	19	14	74%	8	7	88%
Total	19	14	74% ▼	8	7	88% ▼
CANNON COCHRAN MANAGEMENT SERVICES Group Total	19	14	74% ▼	8	7	88% ▼
CAROLINA CASUALTY INSURANCE	MOPs Filed	Timely MOPs	Compliance	NOCs Filed	Timely NOCs	Compliance
CAROLINA CASUALTY INSURANCE	*	*	*	*	*	*
Total	*	*	*	*	*	*
CAROLINA CASUALTY INSURANCE TPA Administered Claims	MOPs Filed	Timely MOPs	Compliance	NOCs Filed	Timely NOCs	Compliance
CA190 GALLAGHER BASSETT SERVICES	No Filings	No Filings	No Filings	1	1	100%
TPA Total	No Filings	No Filings	No Filings	1	1	100% ▲
CAROLINA CASUALTY INSURANCE Group Total	No Filings	No Filings	No Filings	1	1	100% ▲
CHEROKEE INSURANCE	MOPs Filed	Timely MOPs	Compliance	NOCs Filed	Timely NOCs	Compliance
CA044 CHEROKEE INSURANCE	No Filings	No Filings	No Filings	No Filings	No Filings	No Filings
Total	No Filings	No Filings	No Filings	No Filings	No Filings	No Filings
CHEROKEE INSURANCE Group Total	No Filings	No Filings	No Filings	No Filings	No Filings	No Filings
CHESTERFIELD SERVICES	MOPs Filed	Timely MOPs	Compliance	NOCs Filed	Timely NOCs	Compliance
CA080 CHESTERFIELD SERVICES	1	1	100%	No Filings	No Filings	No Filings
Total	1	1	100% ▲	No Filings	No Filings	No Filings
CHESTERFIELD SERVICES Group Total	1	1	100% ▲	No Filings	No Filings	No Filings

INSURANCE GROUP COMPLIANCE
Initial MOP and Initial Indemnity NOC Filings
Fourth Quarter 2023
10/1/2023 - 12/31/2023

Insurance Company	Total Initial MOPs Filed	Initial MOPs Filed Timely	Compliance Percentage	Total Initial Indemnity NOCs Filed	Initial Indemnity NOCs Filed Timely	Compliance Percentage
CHUBB INSURANCE	MOPs Filed	Timely MOPs	Compliance	NOCs Filed	Timely NOCs	Compliance
ACE INSURANCE	*	*	*	*	*	*
CA046 CHUBB INSURANCE	*	*	*	*	*	*
CA090 FEDERAL INSURANCE	*	*	*	*	*	*
INDEMNITY INS CO OF NORTH AMERICA	*	*	*	*	*	*
VIGILANT INSURANCE	*	*	*	*	*	*
Total	*	*	*	*	*	*
CHUBB INSURANCE TPA Administered Claims						
CA040 BROADSPIRE SERVICES	No Filings	No Filings	No Filings	No Filings	No Filings	No Filings
CA070 CANNON COCHRAN MANAGEMENT SERVICES	2	1	50%	1	1	100%
CA110 CONSTITUTION STATE SERVICES	No Filings	No Filings	No Filings	No Filings	No Filings	No Filings
CA116 CORVEL ENTERPRISE COMP	2	2	100%	No Filings	No Filings	No Filings
CA160 ESIS	5	5	100%	1	1	100%
CA190 GALLAGHER BASSETT SERVICES	17	13	76%	5	5	100%
CA204 HELMSMAN MANAGEMENT SERVICES	2	2	100%	3	3	100%
CA295 RYDER SERVICES	1	0	0%	No Filings	No Filings	No Filings
CA300 SEDGWICK CLAIMS MANAGEMENT SERVICES	22	18	82%	9	8	89%
TPA Total	51	41	80% ▼	19	18	95% ▲
CHUBB INSURANCE Group Total	51	41	80% ▼	19	18	95% ▲
CHURCH MUTUAL INSURANCE	MOPs Filed	Timely MOPs	Compliance	NOCs Filed	Timely NOCs	Compliance
CA084 CHURCH MUTUAL INSURANCE	*	*	*	*	*	*
Total	*	*	*	*	*	*
CHURCH MUTUAL INSURANCE TPA Administered Claims						
CA160 ESIS	No Filings	No Filings	No Filings	No Filings	No Filings	No Filings
TPA Total	No Filings	No Filings	No Filings	No Filings	No Filings	No Filings
CHURCH MUTUAL INSURANCE Group Total	No Filings	No Filings	No Filings	No Filings	No Filings	No Filings
CINCINNATI FINANCIAL GROUP	MOPs Filed	Timely MOPs	Compliance	NOCs Filed	Timely NOCs	Compliance
CA438 CINCINNATI INSURANCE	1	1	100%	No Filings	No Filings	No Filings
Total	1	1	100% ▲	No Filings	No Filings	No Filings
CINCINNATI FINANCIAL GROUP Group Total	1	1	100% ▲	No Filings	No Filings	No Filings

INSURANCE GROUP COMPLIANCE
Initial MOP and Initial Indemnity NOC Filings
Fourth Quarter 2023
10/1/2023 - 12/31/2023

Insurance Company	Total Initial MOPs Filed	Initial MOPs Filed Timely	Compliance Percentage	Total Initial Indemnity NOCs Filed	Initial Indemnity NOCs Filed Timely	Compliance Percentage
CNA INSURANCE	MOPs Filed	Timely MOPs	Compliance	NOCs Filed	Timely NOCs	Compliance
CA083 CNA CLAIMS PLUS	2	2	100%	No Filings	No Filings	No Filings
CA087 THE CONTINENTAL INSURANCE	No Filings	No Filings	No Filings	1	1	100%
CA329 VALLEY FORGE INSURANCE COMPANY	1	1	100%	No Filings	No Filings	No Filings
Total	3	3	100% ▲	1	1	100% ▲
CNA INSURANCE TPA Administered Claims						
CA116 CORVEL ENTERPRISE COMP	No Filings	No Filings	No Filings	No Filings	No Filings	No Filings
CA190 GALLAGHER BASSETT SERVICES	No Filings	No Filings	No Filings	No Filings	No Filings	No Filings
CA300 SEDGWICK CLAIMS MANAGEMENT SERVICES	2	2	100%	3	3	100%
TPA Total	2	2	100% ▲	3	3	100% ▲
CNA INSURANCE Group Total	5	5	100% ▲	4	4	100% ▲
CONSTITUTION STATE SERVICES	MOPs Filed	Timely MOPs	Compliance	NOCs Filed	Timely NOCs	Compliance
CA110 CONSTITUTION STATE SERVICES	3	3	100%	No Filings	No Filings	No Filings
Total	3	3	100% ▲	No Filings	No Filings	No Filings
CONSTITUTION STATE SERVICES Group Total	3	3	100% ▲	No Filings	No Filings	No Filings
CORVEL ENTERPRISE COMP	MOPs Filed	Timely MOPs	Compliance	NOCs Filed	Timely NOCs	Compliance
CA116 CORVEL ENTERPRISE COMP	9	7	78%	4	4	100%
Total	9	7	78% ▼	4	4	100% ▲
CORVEL ENTERPRISE COMP Group Total	9	7	78% ▼	4	4	100% ▲
COTTINGHAM & BUTLER CLAIMS SERVICES	MOPs Filed	Timely MOPs	Compliance	NOCs Filed	Timely NOCs	Compliance
CA117 COTTINGHAM & BUTLER CLAIMS SERVICES	3	2	67%	1	1	100%
Total	3	2	67% ▼	1	1	100% ▲
COTTINGHAM & BUTLER CLAIMS SERVICES Group Total	3	2	67% ▼	1	1	100% ▲
CROSS INSURANCE	MOPs Filed	Timely MOPs	Compliance	NOCs Filed	Timely NOCs	Compliance
CA093 CROSS INSURANCE	38	36	95%	94	94	100%
Total	38	36	95% ▲	94	94	100% ▲
CROSS INSURANCE Group Total	38	36	95% ▲	94	94	100% ▲
DELHAIZE AMERICA LLC	MOPs Filed	Timely MOPs	Compliance	NOCs Filed	Timely NOCs	Compliance
CA496 DELHAIZE AMERICA LLC	17	13	76%	17	15	88%
Total	17	13	76% ▼	17	15	88% ▼
DELHAIZE AMERICA LLC Group Total	17	13	76% ▼	17	15	88% ▼
EASTERN ALLIANCE INSURANCE	MOPs Filed	Timely MOPs	Compliance	NOCs Filed	Timely NOCs	Compliance
CA141 EASTERN ALLIANCE INSURANCE	20	14	70%	6	3	50%
Total	20	14	70% ▼	6	3	50% ▼
EASTERN ALLIANCE INSURANCE Group Total	20	14	70% ▼	6	3	50% ▼

INSURANCE GROUP COMPLIANCE
Initial MOP and Initial Indemnity NOC Filings
Fourth Quarter 2023
10/1/2023 - 12/31/2023

Insurance Company	Total Initial MOPs Filed	Initial MOPs Filed Timely	Compliance Percentage	Total Initial Indemnity NOCs Filed	Initial Indemnity NOCs Filed Timely	Compliance Percentage
ELECTRIC INSURANCE	MOPs Filed	Timely MOPs	Compliance	NOCs Filed	Timely NOCs	Compliance
CA150 ELECTRIC INSURANCE	*	*	*	*	*	*
Total	*	*	*	*	*	*
ELECTRIC INSURANCE TPA Administered Claims						
CA300 SEDGWICK CLAIMS MANAGEMENT SERVICES	1	1	100%	No Filings	No Filings	No Filings
TPA Total	1	1	100% ▲	No Filings	No Filings	No Filings
ELECTRIC INSURANCE Group Total	1	1	100% ▲	No Filings	No Filings	No Filings
EMPLOYERS HOLDINGS GROUP	MOPs Filed	Timely MOPs	Compliance	NOCs Filed	Timely NOCs	Compliance
CA479 EMPLOYERS PREFERRED INSURANCE	No Filings	No Filings	No Filings	1	0	0%
Total	No Filings	No Filings	No Filings	1	0	0% ▼
EMPLOYERS HOLDINGS GROUP Group Total	No Filings	No Filings	No Filings	1	0	0% ▼
ESIS	MOPs Filed	Timely MOPs	Compliance	NOCs Filed	Timely NOCs	Compliance
CA160 ESIS	12	11	92%	1	1	100%
Total	12	11	92% ▲	1	1	100% ▲
ESIS Group Total	12	11	92% ▲	1	1	100% ▲
EVEREST REINS HOLDINGS GROUP	MOPs Filed	Timely MOPs	Compliance	NOCs Filed	Timely NOCs	Compliance
EVEREST REINS HOLDINGS	*	*	*	*	*	*
Total	*	*	*	*	*	*
EVEREST REINS HOLDINGS GROUP TPA Administered Claims						
CA116 CORVEL ENTERPRISE COMP	No Filings	No Filings	No Filings	No Filings	No Filings	No Filings
CA190 GALLAGHER BASSETT SERVICES	2	1	50%	No Filings	No Filings	No Filings
CA204 HELMSMAN MANAGEMENT SERVICES	1	0	0%	No Filings	No Filings	No Filings
CA300 SEDGWICK CLAIMS MANAGEMENT SERVICES	1	1	100%	No Filings	No Filings	No Filings
TPA Total	4	2	50% ▼	No Filings	No Filings	No Filings
EVEREST REINS HOLDINGS GROUP Group Total	4	2	50% ▼	No Filings	No Filings	No Filings
FEDERATED MUTUAL INSURANCE	MOPs Filed	Timely MOPs	Compliance	NOCs Filed	Timely NOCs	Compliance
CA091 FEDERATED MUTUAL INSURANCE	1	0	0%	No Filings	No Filings	No Filings
Total	1	0	0% ▼	No Filings	No Filings	No Filings
FEDERATED MUTUAL INSURANCE Group Total	1	0	0% ▼	No Filings	No Filings	No Filings
FEDERATED RURAL ELECTRIC INSURANCE	MOPs Filed	Timely MOPs	Compliance	NOCs Filed	Timely NOCs	Compliance
CA475 FEDERATED RURAL ELECTRIC INSURANCE	1	0	0%	No Filings	No Filings	No Filings
Total	1	0	0% ▼	No Filings	No Filings	No Filings
FEDERATED RURAL ELECTRIC INSURANCE Group Total	1	0	0% ▼	No Filings	No Filings	No Filings

INSURANCE GROUP COMPLIANCE
Initial MOP and Initial Indemnity NOC Filings
Fourth Quarter 2023
10/1/2023 - 12/31/2023

Insurance Company	Total Initial MOPs Filed	Initial MOPs Filed Timely	Compliance Percentage	Total Initial Indemnity NOCs Filed	Initial Indemnity NOCs Filed Timely	Compliance Percentage
FRANKENMUTH INSURANCE	MOPs Filed	Timely MOPs	Compliance	NOCs Filed	Timely NOCs	Compliance
CA095 FRANKENMUTH INSURANCE	1	1	100%	No Filings	No Filings	No Filings
Total	1	1	100% ▲	No Filings	No Filings	No Filings
FRANKENMUTH INSURANCE Group Total	1	1	100% ▲	No Filings	No Filings	No Filings
FUTURECOMP	MOPs Filed	Timely MOPs	Compliance	NOCs Filed	Timely NOCs	Compliance
CA175 FUTURECOMP	5	4	80%	8	8	100%
Total	5	4	80% ▼	8	8	100% ▲
FUTURECOMP Group Total	5	4	80% ▼	8	8	100% ▲
GALLAGHER BASSETT SERVICES	MOPs Filed	Timely MOPs	Compliance	NOCs Filed	Timely NOCs	Compliance
CA190 GALLAGHER BASSETT SERVICES	55	40	73%	13	13	100%
Total	55	40	73% ▼	13	13	100% ▲
GALLAGHER BASSETT SERVICES Group Total	55	40	73% ▼	13	13	100% ▲
GROUP 1001 INS HOLDINGS GRP	MOPs Filed	Timely MOPs	Compliance	NOCs Filed	Timely NOCs	Compliance
CLEAR SPRING PROPERTY & CASUALTY	*	*	*	*	*	*
Total	*	*	*	*	*	*
GROUP 1001 INS HOLDINGS GRP TPA Administered Claims	MOPs Filed	Timely MOPs	Compliance	NOCs Filed	Timely NOCs	Compliance
CA300 SEDGWICK CLAIMS MANAGEMENT SERVICES	1	1	100%	1	1	100%
TPA Total	1	1	100% ▲	1	1	100% ▲
GROUP 1001 INS HOLDINGS GRP Group Total	1	1	100% ▲	1	1	100% ▲
GUARD INSURANCE	MOPs Filed	Timely MOPs	Compliance	NOCs Filed	Timely NOCs	Compliance
CA019 AMGUARD INSURANCE	1	0	0%	No Filings	No Filings	No Filings
CA272 NORGUARD INSURANCE	No Filings	No Filings	No Filings	No Filings	No Filings	No Filings
Total	1	0	0% ▼	No Filings	No Filings	No Filings
GUARD INSURANCE Group Total	1	0	0% ▼	No Filings	No Filings	No Filings
HANOVER INSURANCE	MOPs Filed	Timely MOPs	Compliance	NOCs Filed	Timely NOCs	Compliance
CA048 CITIZENS INSURANCE COMPANY OF AMERICA	2	2	100%	No Filings	No Filings	No Filings
CA429 HANOVER AMERICAN INSURANCE	No Filings	No Filings	No Filings	1	0	0%
CA202 HANOVER INSURANCE	2	2	100%	No Filings	No Filings	No Filings
CA228 MASSACHUSETTS BAY INSURANCE	No Filings	No Filings	No Filings	1	1	100%
Total	4	4	100% ▲	2	1	50% ▼
HANOVER INSURANCE Group Total	4	4	100% ▲	2	1	50% ▼

INSURANCE GROUP COMPLIANCE
Initial MOP and Initial Indemnity NOC Filings
Fourth Quarter 2023
10/1/2023 - 12/31/2023

Insurance Company	Total Initial MOPs Filed	Initial MOPs Filed Timely	Compliance Percentage	Total Initial Indemnity NOCs Filed	Initial Indemnity NOCs Filed Timely	Compliance Percentage
HARTFORD INSURANCE	MOPs Filed	Timely MOPs	Compliance	NOCs Filed	Timely NOCs	Compliance
CA188 HARTFORD ACCIDENT & INDEMNITY	2	1	50%	No Filings	No Filings	No Filings
CA185 HARTFORD CASUALTY INSURANCE	2	2	100%	No Filings	No Filings	No Filings
CA203 HARTFORD FIRE INSURANCE	7	5	71%	1	1	100%
CA186 HARTFORD INSURANCE COMPANY OF THE MIDWEST	2	2	100%	No Filings	No Filings	No Filings
CA187 HARTFORD UNDERWRITERS INSURANCE	2	2	100%	1	0	0%
CA288 PROPERTY & CASUALTY INSURANCE COMPANY OF HARTFORD	No Filings	No Filings	No Filings	1	1	100%
CA296 SENTINEL INSURANCE	No Filings	No Filings	No Filings	No Filings	No Filings	No Filings
CA319 TRUMBULL INSURANCE	No Filings	No Filings	No Filings	1	1	100%
CA321 TWIN CITY FIRE INSURANCE	2	2	100%	2	2	100%
Total	17	14	82% ▼	6	5	83% ▼
HARTFORD INSURANCE TPA Administered Claims						
CA070 CANNON COCHRAN MANAGEMENT SERVICES	2	1	50%	1	1	100%
CA116 CORVEL ENTERPRISE COMP	1	1	100%	No Filings	No Filings	No Filings
CA300 SEDGWICK CLAIMS MANAGEMENT SERVICES	No Filings	No Filings	No Filings	No Filings	No Filings	No Filings
TPA Total	3	2	67% ▼	1	1	100% ▲
HARTFORD INSURANCE Group Total	20	16	80% ▼	7	6	86% ▼
HELMSMAN MANAGEMENT SERVICES	MOPs Filed	Timely MOPs	Compliance	NOCs Filed	Timely NOCs	Compliance
CA204 HELMSMAN MANAGEMENT SERVICES	7	6	86%	3	3	100%
Total	7	6	86% ▲	3	3	100% ▲
HELMSMAN MANAGEMENT SERVICES Group Total	7	6	86% ▲	3	3	100% ▲
HOUSTON INT INS GROUP	MOPs Filed	Timely MOPs	Compliance	NOCs Filed	Timely NOCs	Compliance
IMPERIUM INSURANCE	*	*	*	*	*	*
Total	*	*	*	*	*	*
HOUSTON INT INS GROUP TPA Administered Claims						
CA190 GALLAGHER BASSETT SERVICES	No Filings	No Filings	No Filings	No Filings	No Filings	No Filings
TPA Total	No Filings	No Filings	No Filings	No Filings	No Filings	No Filings
HOUSTON INT INS GROUP Group Total	No Filings	No Filings	No Filings	No Filings	No Filings	No Filings

INSURANCE GROUP COMPLIANCE
Initial MOP and Initial Indemnity NOC Filings
Fourth Quarter 2023
10/1/2023 - 12/31/2023

Insurance Company	Total Initial MOPs Filed	Initial MOPs Filed Timely	Compliance Percentage	Total Initial Indemnity NOCs Filed	Initial Indemnity NOCs Filed Timely	Compliance Percentage
LIBERTY MUTUAL INSURANCE	MOPs Filed	Timely MOPs	Compliance	NOCs Filed	Timely NOCs	Compliance
CA380 EMPLOYERS INSURANCE OF WAUSAU	1	1	100%	No Filings	No Filings	No Filings
CA210 LIBERTY MUTUAL INSURANCE	28	23	82%	13	12	92%
CA406 OHIO CASUALTY INSURANCE	No Filings	No Filings	No Filings	No Filings	No Filings	No Filings
Total	29	24	83% ▼	13	12	92% ▲
LIBERTY MUTUAL INSURANCE TPA Administered Claims						
CA160 ESIS	1	1	100%	No Filings	No Filings	No Filings
CA300 SEDGWICK CLAIMS MANAGEMENT SERVICES	No Filings	No Filings	No Filings	1	0	0%
TPA Total	1	1	100% ▲	1	0	0% ▼
LIBERTY MUTUAL INSURANCE Group Total	30	25	83% ▼	14	12	86% ▼
MAINE EMPLOYERS' MUTUAL INSURANCE	MOPs Filed	Timely MOPs	Compliance	NOCs Filed	Timely NOCs	Compliance
CA260 MAINE EMPLOYERS' MUTUAL INSURANCE	301	258	86%	184	172	93%
Total	301	258	86% ▲	184	172	93% ▲
MAINE EMPLOYERS' MUTUAL INSURANCE TPA Administered Claims						
CA116 CORVEL ENTERPRISE COMP	1	1	100%	1	1	100%
TPA Total	1	1	100% ▲	1	1	100% ▲
MAINE EMPLOYERS' MUTUAL INSURANCE Group Total	302	259	86% ▲	185	173	94% ▲
MAINE HEALTHCARE ASSOCIATION	MOPs Filed	Timely MOPs	Compliance	NOCs Filed	Timely NOCs	Compliance
CA234 MAINE HEALTHCARE ASSOCIATION	19	14	74%	5	5	100%
Total	19	14	74% ▼	5	5	100% ▲
MAINE HEALTHCARE ASSOCIATION Group Total	19	14	74% ▼	5	5	100% ▲
MAINE MOTOR TRANSPORT ASSOCIATION	MOPs Filed	Timely MOPs	Compliance	NOCs Filed	Timely NOCs	Compliance
CA230 MAINE MOTOR TRANSPORT ASSOCIATION	5	5	100%	5	5	100%
Total	5	5	100% ▲	5	5	100% ▲
MAINE MOTOR TRANSPORT ASSOCIATION Group Total	5	5	100% ▲	5	5	100% ▲
MAINE MUNICIPAL ASSOCIATION	MOPs Filed	Timely MOPs	Compliance	NOCs Filed	Timely NOCs	Compliance
CA225 MAINE MUNICIPAL ASSOCIATION	53	50	94%	49	49	100%
Total	53	50	94% ▲	49	49	100% ▲
MAINE MUNICIPAL ASSOCIATION Group Total	53	50	94% ▲	49	49	100% ▲
MAINE SCHOOL MANAGEMENT ASSOCIATION	MOPs Filed	Timely MOPs	Compliance	NOCs Filed	Timely NOCs	Compliance
CA250 MAINE SCHOOL MANAGEMENT ASSOCIATION	18	17	94%	7	7	100%
Total	18	17	94% ▲	7	7	100% ▲
MAINE SCHOOL MANAGEMENT ASSOCIATION Group Total	18	17	94% ▲	7	7	100% ▲

INSURANCE GROUP COMPLIANCE
Initial MOP and Initial Indemnity NOC Filings
Fourth Quarter 2023
10/1/2023 - 12/31/2023

Insurance Company	Total Initial MOPs Filed	Initial MOPs Filed Timely	Compliance Percentage	Total Initial Indemnity NOCs Filed	Initial Indemnity NOCs Filed Timely	Compliance Percentage
MARKEL CORP GROUP	MOPs Filed	Timely MOPs	Compliance	NOCs Filed	Timely NOCs	Compliance
CA434 MARKEL SERVICE INCORPORATED	1	1	100%	No Filings	No Filings	No Filings
Total	1	1	100% ▲	No Filings	No Filings	No Filings
MARKEL CORP GROUP TPA Administered Claims						
CA070 CANNON COCHRAN MANAGEMENT SERVICES	No Filings	No Filings	No Filings	No Filings	No Filings	No Filings
TPA Total	No Filings	No Filings	No Filings	No Filings	No Filings	No Filings
MARKEL CORP GROUP Group Total	1	1	100% ▲	No Filings	No Filings	No Filings
MITSUI SUMITOMO INS CO OF AMERICA	MOPs Filed	Timely MOPs	Compliance	NOCs Filed	Timely NOCs	Compliance
MITSUI SUMITOMO INS CO OF AMERICA	*	*	*	*	*	*
Total	*	*	*	*	*	*
MITSUI SUMITOMO INS CO OF AMERICA TPA Administered Claims						
CA070 CANNON COCHRAN MANAGEMENT SERVICES	1	1	100%	No Filings	No Filings	No Filings
TPA Total	1	1	100% ▲	No Filings	No Filings	No Filings
MITSUI SUMITOMO INS CO OF AMERICA Group Total	1	1	100% ▲	No Filings	No Filings	No Filings
NEXT LEVEL ADMINISTRATOR LLC	MOPs Filed	Timely MOPs	Compliance	NOCs Filed	Timely NOCs	Compliance
CA433 NEXT LEVEL ADMINISTRATORS LLC	2	0	0%	2	0	0%
Total	2	0	0% ▼	2	0	0% ▼
NEXT LEVEL ADMINISTRATOR LLC Group Total	2	0	0% ▼	2	0	0% ▼
NGM INSURANCE	MOPs Filed	Timely MOPs	Compliance	NOCs Filed	Timely NOCs	Compliance
CA265 NGM INSURANCE	*	*	*	*	*	*
Total	*	*	*	*	*	*
NGM INSURANCE TPA Administered Claims						
CA300 SEDGWICK CLAIMS MANAGEMENT SERVICES	No Filings	No Filings	No Filings	1	1	100%
TPA Total	No Filings	No Filings	No Filings	1	1	100% ▲
NGM INSURANCE Group Total	No Filings	No Filings	No Filings	1	1	100% ▲

INSURANCE GROUP COMPLIANCE
Initial MOP and Initial Indemnity NOC Filings
Fourth Quarter 2023
10/1/2023 - 12/31/2023

Insurance Company	Total Initial MOPs Filed	Initial MOPs Filed Timely	Compliance Percentage	Total Initial Indemnity NOCs Filed	Initial Indemnity NOCs Filed Timely	Compliance Percentage
OLD REPUBLIC INSURANCE	MOPs Filed	Timely MOPs	Compliance	NOCs Filed	Timely NOCs	Compliance
CA196 GREAT WEST INSURANCE	1	1	100%	No Filings	No Filings	No Filings
OLD REPUBLIC GENERAL INSURANCE CORP.	*	*	*	*	*	*
OLD REPUBLIC INSURANCE	*	*	*	*	*	*
Total	1	1	100% ▲	No Filings	No Filings	No Filings
OLD REPUBLIC INSURANCE TPA Administered Claims						
CA040 BROADSPIRE SERVICES	No Filings	No Filings	No Filings	1	0	0%
CA070 CANNON COCHRAN MANAGEMENT SERVICES	3	3	100%	2	1	50%
CA116 CORVEL ENTERPRISE COMP	No Filings	No Filings	No Filings	No Filings	No Filings	No Filings
CA190 GALLAGHER BASSETT SERVICES	4	4	100%	No Filings	No Filings	No Filings
CA280 RISK ENTERPRISE MANAGEMENT	No Filings	No Filings	No Filings	1	0	0%
CA300 SEDGWICK CLAIMS MANAGEMENT SERVICES	2	1	50%	1	1	100%
TPA Total	9	8	89% ▲	5	2	40% ▼
OLD REPUBLIC INSURANCE Group Total	10	9	90% ▲	5	2	40% ▼
PENNSYLVANIA MFG ASSN	MOPs Filed	Timely MOPs	Compliance	NOCs Filed	Timely NOCs	Compliance
MANUFACTURERS ALLIANCE INSURANCE	*	*	*	*	*	*
PENNSYLVANIA MFG ASSN	*	*	*	*	*	*
PENNSYLVANIA MFG INDEMNITY CO	*	*	*	*	*	*
Total	*	*	*	*	*	*
PENNSYLVANIA MFG ASSN TPA Administered Claims						
CA190 GALLAGHER BASSETT SERVICES	1	0	0%	No Filings	No Filings	No Filings
TPA Total	1	0	0% ▼	No Filings	No Filings	No Filings
PENNSYLVANIA MFG ASSN Group Total	1	0	0% ▼	No Filings	No Filings	No Filings
PROTECTIVE INSURANCE	MOPs Filed	Timely MOPs	Compliance	NOCs Filed	Timely NOCs	Compliance
CA277 PROTECTIVE INSURANCE COMPANY	*	*	*	*	*	*
Total	*	*	*	*	*	*
PROTECTIVE INSURANCE TPA Administered Claims						
CA040 BROADSPIRE SERVICES	2	1	50%	1	1	100%
TPA Total	2	1	50% ▼	1	1	100% ▲
PROTECTIVE INSURANCE Group Total	2	1	50% ▼	1	1	100% ▲
QBE INSURANCE GROUP	MOPs Filed	Timely MOPs	Compliance	NOCs Filed	Timely NOCs	Compliance
QBE INSURANCE GROUP	*	*	*	*	*	*
Total	*	*	*	*	*	*
QBE INSURANCE GROUP TPA Administered Claims						
CA300 SEDGWICK CLAIMS MANAGEMENT SERVICES	5	5	100%	3	2	67%
TPA Total	5	5	100% ▲	3	2	67% ▼
QBE INSURANCE GROUP Group Total	5	5	100% ▲	3	2	67% ▼

INSURANCE GROUP COMPLIANCE
Initial MOP and Initial Indemnity NOC Filings
Fourth Quarter 2023
10/1/2023 - 12/31/2023

Insurance Company	Total Initial MOPs Filed	Initial MOPs Filed Timely	Compliance Percentage	Total Initial Indemnity NOCs Filed	Initial Indemnity NOCs Filed Timely	Compliance Percentage
RISK ENTERPRISE MANAGEMENT	MOPs Filed	Timely MOPs	Compliance	NOCs Filed	Timely NOCs	Compliance
CA280 RISK ENTERPRISE MANAGEMENT	1	1	100%	1	0	0%
Total	1	1	100% ▲	1	0	0% ▼
RISK ENTERPRISE MANAGEMENT Group Total	1	1	100% ▲	1	0	0% ▼
RLI INSURANCE GROUP	MOPs Filed	Timely MOPs	Compliance	NOCs Filed	Timely NOCs	Compliance
RLI INSURANCE	*	*	*	*	*	*
Total	*	*	*	*	*	*
RLI INSURANCE GROUP TPA Administered Claims						
CA190 GALLAGHER BASSETT SERVICES	No Filings	No Filings	No Filings	No Filings	No Filings	No Filings
TPA Total	No Filings	No Filings	No Filings	No Filings	No Filings	No Filings
RLI INSURANCE GROUP Group Total	No Filings	No Filings	No Filings	No Filings	No Filings	No Filings
RYDER SERVICES	MOPs Filed	Timely MOPs	Compliance	NOCs Filed	Timely NOCs	Compliance
CA295 RYDER SERVICES	1	0	0%	No Filings	No Filings	No Filings
Total	1	0	0% ▼	No Filings	No Filings	No Filings
RYDER SERVICES Group Total	1	0	0% ▼	No Filings	No Filings	No Filings
SAFETY NATIONAL CASUALTY CORP	MOPs Filed	Timely MOPs	Compliance	NOCs Filed	Timely NOCs	Compliance
SAFETY NATIONAL CASUALTY CORP	*	*	*	*	*	*
Total	*	*	*	*	*	*
SAFETY NATIONAL CASUALTY CORP TPA Administered Claims						
CA040 BROADSPIRE SERVICES	1	1	100%	No Filings	No Filings	No Filings
CA110 CONSTITUTION STATE SERVICES	No Filings	No Filings	No Filings	No Filings	No Filings	No Filings
CA116 CORVEL ENTERPRISE COMP	No Filings	No Filings	No Filings	No Filings	No Filings	No Filings
CA190 GALLAGHER BASSETT SERVICES	3	3	100%	1	1	100%
CA204 HELMSMAN MANAGEMENT SERVICES	2	2	100%	No Filings	No Filings	No Filings
CA280 RISK ENTERPRISE MANAGEMENT	1	1	100%	No Filings	No Filings	No Filings
CA300 SEDGWICK CLAIMS MANAGEMENT SERVICES	3	2	67%	4	4	100%
TPA Total	10	9	90% ▲	5	5	100% ▲
SAFETY NATIONAL CASUALTY CORP Group Total	10	9	90% ▲	5	5	100% ▲
SAGAMORE INSURANCE	MOPs Filed	Timely MOPs	Compliance	NOCs Filed	Timely NOCs	Compliance
SAGAMORE INSURANCE	*	*	*	*	*	*
Total	*	*	*	*	*	*
SAGAMORE INSURANCE TPA Administered Claims						
CA040 BROADSPIRE SERVICES	3	3	100%	No Filings	No Filings	No Filings
TPA Total	3	3	100% ▲	No Filings	No Filings	No Filings
SAGAMORE INSURANCE Group Total	3	3	100% ▲	No Filings	No Filings	No Filings

INSURANCE GROUP COMPLIANCE
Initial MOP and Initial Indemnity NOC Filings
Fourth Quarter 2023
10/1/2023 - 12/31/2023

Insurance Company	Total Initial MOPs Filed	Initial MOPs Filed Timely	Compliance Percentage	Total Initial Indemnity NOCs Filed	Initial Indemnity NOCs Filed Timely	Compliance Percentage
SEDGWICK CLAIMS MANAGEMENT SERVICES	MOPs Filed	Timely MOPs	Compliance	NOCs Filed	Timely NOCs	Compliance
CA300 SEDGWICK CLAIMS MANAGEMENT SERVICES	59	44	75%	40	36	90%
Total	59	44	75% ▼	40	36	90% ▲
SEDGWICK CLAIMS MANAGEMENT SERVICES Group Total	59	44	75% ▼	40	36	90% ▲
SENTRY INSURANCE	MOPs Filed	Timely MOPs	Compliance	NOCs Filed	Timely NOCs	Compliance
CA207 FLORISTS MUTUAL INSURANCE	No Filings	No Filings	No Filings	No Filings	No Filings	No Filings
CA426 MIDDLESEX INSURANCE COMPANY	1	0	0%	No Filings	No Filings	No Filings
CA402 SENTRY CASUALTY	1	0	0%	No Filings	No Filings	No Filings
CA305 SENTRY INSURANCE	3	2	67%	1	0	0%
CA308 SENTRY SELECT INSURANCE	1	0	0%	No Filings	No Filings	No Filings
Total	6	2	33% ▼	1	0	0% ▼
SENTRY INSURANCE Group Total	6	2	33% ▼	1	0	0% ▼
SOMPO JAPAN INSURANCE	MOPs Filed	Timely MOPs	Compliance	NOCs Filed	Timely NOCs	Compliance
SOMPO JAPAN INSURANCE COMPANY OF AMERICA	*	*	*	*	*	*
Total	*	*	*	*	*	*
SOMPO JAPAN INSURANCE TPA Administered Claims						
CA190 GALLAGHER BASSETT SERVICES	No Filings	No Filings	No Filings	No Filings	No Filings	No Filings
TPA Total	No Filings	No Filings	No Filings	No Filings	No Filings	No Filings
SOMPO JAPAN INSURANCE Group Total	No Filings	No Filings	No Filings	No Filings	No Filings	No Filings
STARR INDEMNITY INSURANCE	MOPs Filed	Timely MOPs	Compliance	NOCs Filed	Timely NOCs	Compliance
STARR INDEMNITY INSURANCE	*	*	*	*	*	*
Total	*	*	*	*	*	*
STARR INDEMNITY INSURANCE TPA Administered Claims						
CA160 ESIS	1	0	0%	No Filings	No Filings	No Filings
CA190 GALLAGHER BASSETT SERVICES	1	0	0%	2	2	100%
CA300 SEDGWICK CLAIMS MANAGEMENT SERVICES	1	1	100%	No Filings	No Filings	No Filings
TPA Total	3	1	33% ▼	2	2	100% ▲
STARR INDEMNITY INSURANCE Group Total	3	1	33% ▼	2	2	100% ▲
STARSTONE NATIONAL INSURANCE	MOPs Filed	Timely MOPs	Compliance	NOCs Filed	Timely NOCs	Compliance
STARSTONE NATIONAL INSURANCE	*	*	*	*	*	*
Total	*	*	*	*	*	*
STARSTONE NATIONAL INSURANCE TPA Administered Claims						
CA070 CANNON COCHRAN MANAGEMENT SERVICES	1	0	0%	1	1	100%
TPA Total	1	0	0% ▼	1	1	100% ▲
STARSTONE NATIONAL INSURANCE Group Total	1	0	0% ▼	1	1	100% ▲

INSURANCE GROUP COMPLIANCE
Initial MOP and Initial Indemnity NOC Filings
Fourth Quarter 2023
10/1/2023 - 12/31/2023

Insurance Company	Total Initial MOPs Filed	Initial MOPs Filed Timely	Compliance Percentage	Total Initial Indemnity NOCs Filed	Initial Indemnity NOCs Filed Timely	Compliance Percentage
STATE OF MAINE WORKERS' COMPENSATION TRUST	MOPs Filed	Timely MOPs	Compliance	NOCs Filed	Timely NOCs	Compliance
CA307 STATE OF MAINE WORKERS' COMPENSATION TRUST	29	27	93%	18	18	100%
Total	29	27	93% ▲	18	18	100% ▲
STATE OF MAINE WORKERS' COMPENSATION TRUST Group Total	29	27	93% ▲	18	18	100% ▲
SYNERNET	MOPs Filed	Timely MOPs	Compliance	NOCs Filed	Timely NOCs	Compliance
CA320 SYNERNET	43	38	88%	35	35	100%
Total	43	38	88% ▲	35	35	100% ▲
SYNERNET Group Total	43	38	88% ▲	35	35	100% ▲
TRAVELERS INSURANCE	MOPs Filed	Timely MOPs	Compliance	NOCs Filed	Timely NOCs	Compliance
CA072 CHARTER OAK FIRE INSURANCE	1	0	0%	No Filings	No Filings	No Filings
CA284 PHOENIX INSURANCE	No Filings	No Filings	No Filings	No Filings	No Filings	No Filings
CA306 STANDARD FIRE INSURANCE	18	15	83%	3	2	67%
CA347 TRAVELERS CASUALTY & SURETY	6	5	83%	1	1	100%
CA348 TRAVELERS CASUALTY INSURANCE COMPANY OF AMERICA	1	1	100%	No Filings	No Filings	No Filings
CA349 TRAVELERS COMMERCIAL CASUALTY	1	1	100%	1	1	100%
CA346 TRAVELERS INDEMNITY COMPANY OF AMERICA	2	2	100%	No Filings	No Filings	No Filings
CA345 TRAVELERS PROPERTY CASUALTY INSURANCE	1	1	100%	No Filings	No Filings	No Filings
Total	30	25	83% ▼	5	4	80% ▼
TRAVELERS INSURANCE TPA Administered Claims						
CA110 CONSTITUTION STATE SERVICES	2	2	100%	No Filings	No Filings	No Filings
CA300 SEDGWICK CLAIMS MANAGEMENT SERVICES	1	1	100%	1	1	100%
TPA Total	3	3	100% ▲	1	1	100% ▲
TRAVELERS INSURANCE Group Total	33	28	85% ▲	6	5	83% ▼
VANLINER INSURANCE	MOPs Filed	Timely MOPs	Compliance	NOCs Filed	Timely NOCs	Compliance
CA379 VANLINER INSURANCE	3	3	100%	2	2	100%
Total	3	3	100% ▲	2	2	100% ▲
VANLINER INSURANCE Group Total	3	3	100% ▲	2	2	100% ▲
WALMART CLAIMS SERVICES	MOPs Filed	Timely MOPs	Compliance	NOCs Filed	Timely NOCs	Compliance
CA100 WALMART CLAIMS SERVICES	10	8	80%	28	28	100%
Total	10	8	80% ▼	28	28	100% ▲
WALMART CLAIMS SERVICES Group Total	10	8	80% ▼	28	28	100% ▲
WELLFLEET NEW YORK INSURANCE	MOPs Filed	Timely MOPs	Compliance	NOCs Filed	Timely NOCs	Compliance
CA498 WELLFLEET NEW YORK INSURANCE	No Filings	No Filings	No Filings	No Filings	No Filings	No Filings
Total	No Filings	No Filings	No Filings ▲	No Filings	No Filings	No Filings ▲
WELLFLEET NEW YORK INSURANCE Group Total	No Filings	No Filings	No Filings ▲	No Filings	No Filings	No Filings ▲

INSURANCE GROUP COMPLIANCE
Initial MOP and Initial Indemnity NOC Filings
Fourth Quarter 2023
10/1/2023 - 12/31/2023

Insurance Company	Total Initial MOPs Filed	Initial MOPs Filed Timely	Compliance Percentage	Total Initial Indemnity NOCs Filed	Initial Indemnity NOCs Filed Timely	Compliance Percentage
WORK FIRST CASUALTY	MOPs Filed	Timely MOPs	Compliance	NOCs Filed	Timely NOCs	Compliance
WORK FIRST CASUALTY	*	*	*	*	*	*
Total	*	*	*	*	*	*
WORK FIRST CASUALTY TPA Administered Claims						
CA040 BROADSPIRE SERVICES	No Filings	No Filings	No Filings	1	1	100%
TPA Total	No Filings	No Filings	No Filings ▲	1	1	100% ▲
WORK FIRST CASUALTY Group Total	No Filings	No Filings	No Filings ▲	1	1	100% ▲
ZURICH INSURANCE	MOPs Filed	Timely MOPs	Compliance	NOCs Filed	Timely NOCs	Compliance
CA022 AMERICAN ZURICH	5	4	80%	4	4	100%
CA400 ZURICH AMERICAN INSURANCE	1	1	100%	4	4	100%
CA404 ZURICH AMERICAN INSURANCE COMPANY OF ILLINOIS	No Filings	No Filings	No Filings	1	1	100%
Total	6	5	83% ▼	9	9	100% ▲
ZURICH INSURANCE TPA Administered Claims						
CA040 BROADSPIRE SERVICES	No Filings	No Filings	No Filings	No Filings	No Filings	No Filings
CA080 CHESTERFIELD SERVICES	1	1	100%	No Filings	No Filings	No Filings
CA116 CORVEL ENTERPRISE COMP	2	2	100%	2	2	100%
CA117 COTTINGHAM & BUTLER CLAIMS SERVICES	3	2	67%	No Filings	No Filings	No Filings
CA160 ESIS	1	1	100%	No Filings	No Filings	No Filings
CA190 GALLAGHER BASSETT SERVICES	2	2	100%	2	2	100%
CA300 SEDGWICK CLAIMS MANAGEMENT SERVICES	1	0	0%	6	6	100%
TPA Total	10	8	80% ▼	10	10	100% ▲
ZURICH INSURANCE Group Total	16	13	81% ▼	19	19	100% ▲

Appendix C

**Insurance Group Compliance
Wage Statement and Fringe Benefit Form Filings
Second Quarter
10/1/2023-12/31/2023**

INSURANCE GROUP COMPLIANCE
Wage Statements and Fringe Benefit Forms
Fourth Quarter
10/1/2023 - 12/31/2023

Insurance Company	Total Wage Statement(s) Due	Wage Statement(s) Filed Timely	Compliance Percentage	Total Fringe Benefit Form(s) Due	Fringe Benefit Form(s) Filed Timely	Compliance Percentage
ACADIA INSURANCE	Wage(s) Due	Timely Wage(s)	Compliance	Fringe(s) Due	Timely Fringe(s)	Compliance
CA010 ACADIA INSURANCE	21	19	90%	21	19	90%
Total	21	19	90% ▲	21	19	90% ▲
ACADIA INSURANCE Group Total	21	19	90% ▲	21	19	90% ▲
ACCIDENT FUND INSURANCE	Wage(s) Due	Timely Wage(s)	Compliance	Fringe(s) Due	Timely Fringe(s)	Compliance
ACCIDENT FUND INSURANCE	*	*	*	*	*	*
Total	*	*	*	*	*	*
ACCIDENT FUND INSURANCE TPA Administered Claims						
CA190 GALLAGHER BASSETT SERVICES	1	1	100%	1	1	100%
TPA Total	1	1	100% ▲	1	1	100% ▲
ACCIDENT FUND INSURANCE Group Total	1	1	100% ▲	1	1	100% ▲
ACUITY MUTUAL INSURANCE	Wage(s) Due	Timely Wage(s)	Compliance	Fringe(s) Due	Timely Fringe(s)	Compliance
CA418 ACUITY MUTUAL INSURANCE	1	1	100%	1	1	100%
Total	1	1	100% ▲	1	1	100% ▲
ACUITY MUTUAL INSURANCE Group Total	1	1	100% ▲	1	1	100% ▲
AIG INSURANCE	Wage(s) Due	Timely Wage(s)	Compliance	Fringe(s) Due	Timely Fringe(s)	Compliance
CA015 AIG CLAIMS, INC	*	*	*	*	*	*
Total	*	*	*	*	*	*
AIG INSURANCE TPA Administered Claims						
CA040 BROADSPIRE SERVICES	3	2	67%	3	2	67%
CA116 CORVEL ENTERPRISE COMP	1	1	100%	1	1	100%
CA160 ESIS	5	5	100%	5	5	100%
CA190 GALLAGHER BASSETT SERVICES	10	10	100%	10	9	90%
CA204 HELMSMAN MANAGEMENT SERVICES	2	1	50%	2	0	0%
CA300 SEDGWICK CLAIMS MANAGEMENT SERVICES	14	10	71%	14	10	71%
TPA Total	35	29	83% ▲	35	27	77% ▲
AIG INSURANCE Group Total	35	29	83% ▲	35	27	77% ▲
AIM MUTUAL GROUP	Wage(s) Due	Timely Wage(s)	Compliance	Fringe(s) Due	Timely Fringe(s)	Compliance
CA472 AIM MUTUAL INSURANCE	4	2	50%	4	2	50%
Total	4	2	50% ▼	4	2	50% ▼
AIM MUTUAL GROUP Group Total	4	2	50% ▼	4	2	50% ▼
AMTRUST INSURANCE	Wage(s) Due	Timely Wage(s)	Compliance	Fringe(s) Due	Timely Fringe(s)	Compliance
CA437 AMTRUST NORTH AMERICA	18	4	22%	18	3	17%
Total	18	4	22% ▼	18	3	17% ▼
AMTRUST INSURANCE Group Total	18	4	22% ▼	18	3	17% ▼

Maine Workers' Compensation Board
Wage Statement Filing Benchmark: 75%
Fringe Benefit Form Filing Benchmark: 75%

* Indicates no claims activity
▲ Indicates benchmark met or exceeded
▼ Indicates benchmark not met

INSURANCE GROUP COMPLIANCE
Wage Statements and Fringe Benefit Forms
Fourth Quarter
10/1/2023 - 12/31/2023

Insurance Company	Total Wage Statement(s) Due	Wage Statement(s) Filed Timely	Compliance Percentage	Total Fringe Benefit Form(s) Due	Fringe Benefit Form(s) Filed Timely	Compliance Percentage
ARCH INSURANCE						
ARCH INSURANCE						
Total	*	*	*	*	*	*
ARCH INSURANCE TPA Administered Claims						
CA040 BROADSPIRE SERVICES	1	1	100%	1	1	100%
CA070 CANNON COCHRAN MANAGEMENT SERVICES	4	3	75%	4	4	100%
CA116 CORVEL ENTERPRISE COMP	1	1	100%	1	1	100%
CA190 GALLAGHER BASSETT SERVICES	5	2	40%	5	2	40%
CA300 SEDGWICK CLAIMS MANAGEMENT SERVICES	3	1	33%	3	1	33%
TPA Total	14	8	57% ▼	14	9	64% ▼
ARCH INSURANCE Group Total	14	8	57% ▼	14	9	64% ▼
AXA INS GROUP						
CA384 XL SPECIALTY INSURANCE						
Total	*	*	*	*	*	*
AXA INS GROUP TPA Administered Claims						
CA040 BROADSPIRE SERVICES	2	2	100%	2	2	100%
CA110 CONSTITUTION STATE SERVICES	2	0	0%	2	0	0%
CA117 COTTINGHAM & BUTLER CLAIMS SERVICES	1	0	0%	1	0	0%
CA190 GALLAGHER BASSETT SERVICES	1	1	100%	1	1	100%
CA300 SEDGWICK CLAIMS MANAGEMENT SERVICES	3	2	67%	3	3	100%
TPA Total	9	5	56% ▼	9	6	67% ▼
AXA INS GROUP Group Total	9	5	56% ▼	9	6	67% ▼
BATH IRON WORKS						
CA036 BATH IRON WORKS	8	7	88%	8	7	88%
Total	8	7	88% ▲	8	7	88% ▲
BATH IRON WORKS Group Total	8	7	88% ▲	8	7	88% ▲
BROADSPIRE SERVICES						
CA040 BROADSPIRE SERVICES	19	16	84%	19	16	84%
Total	19	16	84% ▲	19	16	84% ▲
BROADSPIRE SERVICES Group Total	19	16	84% ▲	19	16	84% ▲
CANNON COCHRAN MANAGEMENT SERVICES						
CA070 CANNON COCHRAN MANAGEMENT SERVICES	30	29	97%	30	30	100%
Total	30	29	97% ▲	30	30	100% ▲
CANNON COCHRAN MANAGEMENT SERVICES Group Total	30	29	97% ▲	30	30	100% ▲

INSURANCE GROUP COMPLIANCE
Wage Statements and Fringe Benefit Forms
Fourth Quarter
10/1/2023 - 12/31/2023

Insurance Company	Total Wage Statement(s) Due	Wage Statement(s) Filed Timely	Compliance Percentage	Total Fringe Benefit Form(s) Due	Fringe Benefit Form(s) Filed Timely	Compliance Percentage
CAROLINA CASUALTY INSURANCE	Wage(s) Due	Timely Wage(s)	Compliance	Fringe(s) Due	Timely Fringe(s)	Compliance
CAROLINA CASUALTY INSURANCE	*	*	*	*	*	*
Total	*	*	*	*	*	*
CAROLINA CASUALTY INSURANCE TPA Administered Claims						
CA190 GALLAGHER BASSETT SERVICES	2	2	100%	2	2	100%
TPA Total	2	2	100% ▲	2	2	100% ▲
CAROLINA CASUALTY INSURANCE Group Total	2	2	100% ▲	2	2	100% ▲
CHESTERFIELD SERVICES	Wage(s) Due	Timely Wage(s)	Compliance	Fringe(s) Due	Timely Fringe(s)	Compliance
CA080 CHESTERFIELD SERVICES	1	1	100%	1	1	100%
Total	1	1	100% ▲	1	1	100% ▲
CHESTERFIELD SERVICES Group Total	1	1	100% ▲	1	1	100% ▲
CHUBB INSURANCE	Wage(s) Due	Timely Wage(s)	Compliance	Fringe(s) Due	Timely Fringe(s)	Compliance
ACE INSURANCE	*	*	*	*	*	*
BANKERS STANDARD INSURANCE	*	*	*	*	*	*
CA046 CHUBB INSURANCE	*	*	*	*	*	*
INDEMNITY INS CO OF NORTH AMERICA	*	*	*	*	*	*
Total	*	*	*	*	*	*
CHUBB INSURANCE TPA Administered Claims						
CA070 CANNON COCHRAN MANAGEMENT SERVICES	2	2	100%	2	2	100%
CA116 CORVEL ENTERPRISE COMP	6	6	100%	6	6	100%
CA160 ESIS	9	7	78%	9	9	100%
CA190 GALLAGHER BASSETT SERVICES	32	28	88%	32	28	88%
CA204 HELMSMAN MANAGEMENT SERVICES	12	10	83%	12	10	83%
CA300 SEDGWICK CLAIMS MANAGEMENT SERVICES	30	25	83%	30	25	83%
TPA Total	91	78	86% ▲	91	80	88% ▲
CHUBB INSURANCE Group Total	91	78	86% ▲	91	80	88% ▲
CHURCH MUTUAL INSURANCE	Wage(s) Due	Timely Wage(s)	Compliance	Fringe(s) Due	Timely Fringe(s)	Compliance
CA084 CHURCH MUTUAL INSURANCE	*	*	*	*	*	*
Total	*	*	*	*	*	*
CHURCH MUTUAL INSURANCE TPA Administered Claims						
CA160 ESIS	1	1	100%	1	1	100%
TPA Total	1	1	100% ▲	1	1	100% ▲
CHURCH MUTUAL INSURANCE Group Total	1	1	100% ▲	1	1	100% ▲

INSURANCE GROUP COMPLIANCE
Wage Statements and Fringe Benefit Forms
Fourth Quarter
10/1/2023 - 12/31/2023

Insurance Company	Total Wage Statement(s) Due	Wage Statement(s) Filed Timely	Compliance Percentage	Total Fringe Benefit Form(s) Due	Fringe Benefit Form(s) Filed Timely	Compliance Percentage
CINCINNATI FINANCIAL GROUP	Wage(s) Due	Timely Wage(s)	Compliance	Fringe(s) Due	Timely Fringe(s)	Compliance
CA438 CINCINNATI INSURANCE	2	0	0%	2	1	50%
Total	2	0	0% ▼	2	1	50% ▼
CINCINNATI FINANCIAL GROUP Group Total	2	0	0% ▼	2	1	50% ▼
CNA INSURANCE	Wage(s) Due	Timely Wage(s)	Compliance	Fringe(s) Due	Timely Fringe(s)	Compliance
CA083 CNA CLAIMS PLUS	2	2	100%	2	2	100%
CA087 THE CONTINENTAL INSURANCE	2	0	0%	2	1	50%
CA329 VALLEY FORGE INSURANCE COMPANY	1	1	100%	1	1	100%
Total	5	3	60% ▼	5	4	80% ▲
CNA INSURANCE TPA Administered Claims						
CA040 BROADSPIRE SERVICES	1	1	100%	1	1	100%
CA300 SEDGWICK CLAIMS MANAGEMENT SERVICES	6	4	67%	6	6	100%
TPA Total	7	5	71% ▼	7	7	100% ▲
CNA INSURANCE Group Total	12	8	67% ▼	12	11	92% ▲
CONSTITUTION STATE SERVICES	Wage(s) Due	Timely Wage(s)	Compliance	Fringe(s) Due	Timely Fringe(s)	Compliance
CA110 CONSTITUTION STATE SERVICES	3	1	33%	3	1	33%
Total	3	1	33% ▼	3	1	33% ▼
CONSTITUTION STATE SERVICES Group Total	3	1	33% ▼	3	1	33% ▼
CORVEL ENTERPRISE COMP	Wage(s) Due	Timely Wage(s)	Compliance	Fringe(s) Due	Timely Fringe(s)	Compliance
CA116 CORVEL ENTERPRISE COMP	29	26	90%	29	26	90%
Total	29	26	90% ▲	29	26	90% ▲
CORVEL ENTERPRISE COMP Group Total	29	26	90% ▲	29	26	90% ▲
COTTINGHAM & BUTLER CLAIMS SERVICES	Wage(s) Due	Timely Wage(s)	Compliance	Fringe(s) Due	Timely Fringe(s)	Compliance
CA117 COTTINGHAM & BUTLER CLAIMS SERVICES	3	1	33%	3	0	0%
Total	3	1	33% ▼	3	0	0% ▼
COTTINGHAM & BUTLER CLAIMS SERVICES Group Total	3	1	33% ▼	3	0	0% ▼
CROSS INSURANCE	Wage(s) Due	Timely Wage(s)	Compliance	Fringe(s) Due	Timely Fringe(s)	Compliance
CA093 CROSS INSURANCE	203	163	80%	203	164	81%
Total	203	163	80% ▲	203	164	81% ▲
CROSS INSURANCE Group Total	203	163	80% ▲	203	164	81% ▲
DELHAIZE AMERICA LLC	Wage(s) Due	Timely Wage(s)	Compliance	Fringe(s) Due	Timely Fringe(s)	Compliance
CA496 DELHAIZE AMERICA LLC	47	30	64%	47	27	57%
Total	47	30	64% ▼	47	27	57% ▼
DELHAIZE AMERICA LLC Group Total	47	30	64% ▼	47	27	57% ▼

INSURANCE GROUP COMPLIANCE
Wage Statements and Fringe Benefit Forms
Fourth Quarter
10/1/2023 - 12/31/2023

Insurance Company	Total Wage Statement(s) Due	Wage Statement(s) Filed Timely	Compliance Percentage	Total Fringe Benefit Form(s) Due	Fringe Benefit Form(s) Filed Timely	Compliance Percentage
EASTERN ALLIANCE INSURANCE	Wage(s) Due	Timely Wage(s)	Compliance	Fringe(s) Due	Timely Fringe(s)	Compliance
CA141 EASTERN ALLIANCE INSURANCE	26	22	85%	26	22	85%
Total	26	22	85% ▲	26	22	85% ▲
EASTERN ALLIANCE INSURANCE Group Total	26	22	85% ▲	26	22	85% ▲
ELECTRIC INSURANCE	Wage(s) Due	Timely Wage(s)	Compliance	Fringe(s) Due	Timely Fringe(s)	Compliance
CA150 ELECTRIC INSURANCE	*	*	*	*	*	*
Total	*	*	*	*	*	*
ELECTRIC INSURANCE TPA Administered Claims						
CA300 SEDGWICK CLAIMS MANAGEMENT SERVICES	1	1	100%	1	1	100%
TPA Total	1	1	100% ▲	1	1	100% ▲
ELECTRIC INSURANCE Group Total	1	1	100% ▲	1	1	100% ▲
EMPLOYERS HOLDINGS GROUP	Wage(s) Due	Timely Wage(s)	Compliance	Fringe(s) Due	Timely Fringe(s)	Compliance
CA479 EMPLOYERS PREFERRED INSURANCE	1	0	0%	1	0	0%
Total	1	0	0% ▼	1	0	0% ▼
EMPLOYERS HOLDINGS GROUP Group Total	1	0	0% ▼	1	0	0% ▼
ESIS	Wage(s) Due	Timely Wage(s)	Compliance	Fringe(s) Due	Timely Fringe(s)	Compliance
CA160 ESIS	17	15	88%	17	17	100%
Total	17	15	88% ▲	17	17	100% ▲
ESIS Group Total	17	15	88% ▲	17	17	100% ▲
EVEREST REINS HOLDINGS GROUP	Wage(s) Due	Timely Wage(s)	Compliance	Fringe(s) Due	Timely Fringe(s)	Compliance
EVEREST REINS HOLDINGS	*	*	*	*	*	*
Total	*	*	*	*	*	*
EVEREST REINS HOLDINGS GROUP TPA Administered Claims						
CA190 GALLAGHER BASSETT SERVICES	4	2	50%	4	2	50%
CA204 HELMSMAN MANAGEMENT SERVICES	1	1	100%	1	1	100%
CA300 SEDGWICK CLAIMS MANAGEMENT SERVICES	1	1	100%	1	1	100%
TPA Total	6	4	67% ▼	6	4	67% ▼
EVEREST REINS HOLDINGS GROUP Group Total	6	4	67% ▼	6	4	67% ▼
FRANKENMUTH INSURANCE	Wage(s) Due	Timely Wage(s)	Compliance	Fringe(s) Due	Timely Fringe(s)	Compliance
CA095 FRANKENMUTH INSURANCE	1	1	100%	1	1	100%
Total	1	1	100% ▲	1	1	100% ▲
FRANKENMUTH INSURANCE Group Total	1	1	100% ▲	1	1	100% ▲

INSURANCE GROUP COMPLIANCE
Wage Statements and Fringe Benefit Forms
Fourth Quarter
10/1/2023 - 12/31/2023

Insurance Company	Total Wage Statement(s) Due	Wage Statement(s) Filed Timely	Compliance Percentage	Total Fringe Benefit Form(s) Due	Fringe Benefit Form(s) Filed Timely	Compliance Percentage
FUTURECOMP	Wage(s) Due	Timely Wage(s)	Compliance	Fringe(s) Due	Timely Fringe(s)	Compliance
CA175 FUTURECOMP	20	17	85%	20	17	85%
Total	20	17	85% ▲	20	17	85% ▲
FUTURECOMP Group Total	20	17	85% ▲	20	17	85% ▲
GALLAGHER BASSETT SERVICES	Wage(s) Due	Timely Wage(s)	Compliance	Fringe(s) Due	Timely Fringe(s)	Compliance
CA190 GALLAGHER BASSETT SERVICES	122	93	76%	122	92	75%
Total	122	93	76% ▲	122	92	75% ▼
GALLAGHER BASSETT SERVICES Group Total	122	93	76% ▲	122	92	75% ▼
GROUP 1001 INS HOLDINGS GRP	Wage(s) Due	Timely Wage(s)	Compliance	Fringe(s) Due	Timely Fringe(s)	Compliance
CLEAR SPRING PROPERTY & CASUALTY	*	*	*	*	*	*
Total	*	*	*	*	*	*
GROUP 1001 INS HOLDINGS GRP TPA Administered Claims	Wage(s) Due	Timely Wage(s)	Compliance	Fringe(s) Due	Timely Fringe(s)	Compliance
CA300 SEDGWICK CLAIMS MANAGEMENT SERVICES	2	2	100%	2	2	100%
TPA Total	2	2	100% ▲	2	2	100% ▲
GROUP 1001 INS HOLDINGS GRP Group Total	2	2	100% ▲	2	2	100% ▲
GUARD INSURANCE	Wage(s) Due	Timely Wage(s)	Compliance	Fringe(s) Due	Timely Fringe(s)	Compliance
CA019 AMGUARD INSURANCE	1	0	0%	1	0	0%
Total	1	0	0% ▼	1	0	0% ▼
GUARD INSURANCE Group Total	1	0	0% ▼	1	0	0% ▼
HANOVER INSURANCE	Wage(s) Due	Timely Wage(s)	Compliance	Fringe(s) Due	Timely Fringe(s)	Compliance
CA048 CITIZENS INSURANCE COMPANY OF AMERICA	4	3	75%	4	2	50%
CA202 HANOVER INSURANCE	3	0	0%	3	0	0%
CA228 MASSACHUSETTS BAY INSURANCE	1	0	0%	1	0	0%
Total	8	3	38% ▼	8	2	25% ▼
HANOVER INSURANCE Group Total	8	3	38% ▼	8	2	25% ▼

INSURANCE GROUP COMPLIANCE
Wage Statements and Fringe Benefit Forms
Fourth Quarter
10/1/2023 - 12/31/2023

Insurance Company	Total Wage Statement(s) Due	Wage Statement(s) Filed Timely	Compliance Percentage	Total Fringe Benefit Form(s) Due	Fringe Benefit Form(s) Filed Timely	Compliance Percentage
HARTFORD INSURANCE	Wage(s) Due	Timely Wage(s)	Compliance	Fringe(s) Due	Timely Fringe(s)	Compliance
CA188 HARTFORD ACCIDENT & INDEMNITY	4	4	100%	4	4	100%
CA185 HARTFORD CASUALTY INSURANCE	2	2	100%	2	2	100%
CA203 HARTFORD FIRE INSURANCE	9	8	89%	9	8	89%
CA186 HARTFORD INSURANCE COMPANY OF THE MIDWEST	1	1	100%	1	1	100%
CA187 HARTFORD UNDERWRITERS INSURANCE	4	3	75%	4	3	75%
CA288 PROPERTY & CASUALTY INSURANCE COMPANY OF HARTFORD	4	4	100%	4	4	100%
CA319 TRUMBULL INSURANCE	1	0	0%	1	0	0%
CA321 TWIN CITY FIRE INSURANCE	4	3	75%	4	4	100%
Total	29	25	86% ▲	29	26	90% ▲
HARTFORD INSURANCE TPA Administered Claims						
CA070 CANNON COCHRAN MANAGEMENT SERVICES	3	3	100%	3	3	100%
CA116 CORVEL ENTERPRISE COMP	2	1	50%	2	1	50%
TPA Total	5	4	80% ▲	5	4	80% ▲
HARTFORD INSURANCE Group Total	34	29	85% ▲	34	30	88% ▲
HELMSMAN MANAGEMENT SERVICES	Wage(s) Due	Timely Wage(s)	Compliance	Fringe(s) Due	Timely Fringe(s)	Compliance
CA204 HELMSMAN MANAGEMENT SERVICES	16	13	81%	16	12	75%
Total	16	13	81% ▲	16	12	75% ▼
HELMSMAN MANAGEMENT SERVICES Group Total	16	13	81% ▲	16	12	75% ▼
HOUSTON INT INS GROUP	Wage(s) Due	Timely Wage(s)	Compliance	Fringe(s) Due	Timely Fringe(s)	Compliance
IMPERIUM INSURANCE	*	*	*	*	*	*
Total	*	*	*	*	*	*
HOUSTON INT INS GROUP TPA Administered Claims						
CA190 GALLAGHER BASSETT SERVICES	1	0	0%	1	0	0%
TPA Total	1	0	0% ▼	1	0	0% ▼
HOUSTON INT INS GROUP Group Total	1	0	0% ▼	1	0	0% ▼
LIBERTY MUTUAL INSURANCE	Wage(s) Due	Timely Wage(s)	Compliance	Fringe(s) Due	Timely Fringe(s)	Compliance
CA380 EMPLOYERS INSURANCE OF WAUSAU	1	1	100%	1	1	100%
CA210 LIBERTY MUTUAL INSURANCE	46	34	74%	46	33	72%
CA407 OHIO SECURITY INSURANCE	1	0	0%	1	0	0%
Total	48	35	73% ▼	48	34	71% ▼
LIBERTY MUTUAL INSURANCE TPA Administered Claims						
CA160 ESIS	1	1	100%	1	1	100%
CA300 SEDGWICK CLAIMS MANAGEMENT SERVICES	2	0	0%	2	0	0%
TPA Total	3	1	33% ▼	3	1	33% ▼
LIBERTY MUTUAL INSURANCE Group Total	51	36	71% ▼	51	35	69% ▼

INSURANCE GROUP COMPLIANCE
Wage Statements and Fringe Benefit Forms
Fourth Quarter
10/1/2023 - 12/31/2023

Insurance Company	Total Wage Statement(s) Due	Wage Statement(s) Filed Timely	Compliance Percentage	Total Fringe Benefit Form(s) Due	Fringe Benefit Form(s) Filed Timely	Compliance Percentage
MAINE EMPLOYERS' MUTUAL INSURANCE	Wage(s) Due	Timely Wage(s)	Compliance	Fringe(s) Due	Timely Fringe(s)	Compliance
CA260 MAINE EMPLOYERS' MUTUAL INSURANCE	581	429	74%	581	424	73%
Total	581	429	74% ▼	581	424	73% ▼
MAINE EMPLOYERS' MUTUAL INSURANCE Group Total	581	429	74% ▼	581	424	73% ▼
MAINE HEALTHCARE ASSOCIATION	Wage(s) Due	Timely Wage(s)	Compliance	Fringe(s) Due	Timely Fringe(s)	Compliance
CA234 MAINE HEALTHCARE ASSOCIATION	21	16	76%	21	17	81%
Total	21	16	76% ▲	21	17	81% ▲
MAINE HEALTHCARE ASSOCIATION Group Total	21	16	76% ▲	21	17	81% ▲
MAINE MOTOR TRANSPORT ASSOCIATION	Wage(s) Due	Timely Wage(s)	Compliance	Fringe(s) Due	Timely Fringe(s)	Compliance
CA230 MAINE MOTOR TRANSPORT ASSOCIATION	18	17	94%	18	17	94%
Total	18	17	94% ▲	18	17	94% ▲
MAINE MOTOR TRANSPORT ASSOCIATION Group Total	18	17	94% ▲	18	17	94% ▲
MAINE MUNICIPAL ASSOCIATION	Wage(s) Due	Timely Wage(s)	Compliance	Fringe(s) Due	Timely Fringe(s)	Compliance
CA225 MAINE MUNICIPAL ASSOCIATION	117	104	89%	117	103	88%
Total	117	104	89% ▲	117	103	88% ▲
MAINE MUNICIPAL ASSOCIATION Group Total	117	104	89% ▲	117	103	88% ▲
MAINE SCHOOL MANAGEMENT ASSOCIATION	Wage(s) Due	Timely Wage(s)	Compliance	Fringe(s) Due	Timely Fringe(s)	Compliance
CA250 MAINE SCHOOL MANAGEMENT ASSOCIATION	32	29	91%	32	29	91%
Total	32	29	91% ▲	32	29	91% ▲
MAINE SCHOOL MANAGEMENT ASSOCIATION Group Total	32	29	91% ▲	32	29	91% ▲
MARKEL CORP GROUP	Wage(s) Due	Timely Wage(s)	Compliance	Fringe(s) Due	Timely Fringe(s)	Compliance
CA434 MARKEL SERVICE INCORPORATED	1	0	0%	1	0	0%
Total	1	0	0% ▼	1	0	0% ▼
MARKEL CORP GROUP TPA Administered Claims						
CA070 CANNON COCHRAN MANAGEMENT SERVICES	2	2	100%	2	2	100%
CA300 SEDGWICK CLAIMS MANAGEMENT SERVICES	1	0	0%	1	0	0%
TPA Total	3	2	67% ▼	3	2	67% ▼
MARKEL CORP GROUP Group Total	4	2	50% ▼	4	2	50% ▼
NEXT LEVEL ADMINISTRATOR LLC	Wage(s) Due	Timely Wage(s)	Compliance	Fringe(s) Due	Timely Fringe(s)	Compliance
CA433 NEXT LEVEL ADMINISTRATOR LLC	4	1	25%	4	0	0%
Total	4	1	25% ▼	4	0	0% ▼
NEXT LEVEL ADMINISTRATOR LLC Group Total	4	1	25% ▼	4	0	0% ▼

INSURANCE GROUP COMPLIANCE
Wage Statements and Fringe Benefit Forms
Fourth Quarter
10/1/2023 - 12/31/2023

Insurance Company	Total Wage Statement(s) Due	Wage Statement(s) Filed Timely	Compliance Percentage		Total Fringe Benefit Form(s) Due	Fringe Benefit Form(s) Filed Timely	Compliance Percentage	
OLD REPUBLIC INSURANCE	Wage(s) Due	Timely Wage(s)	Compliance		Fringe(s) Due	Timely Fringe(s)	Compliance	
CA196 GREAT WEST INSURANCE	1	1	100%		1	1	100%	
OLD REPUBLIC GENERAL INSURANCE CORP.	*	*	*		*	*	*	
OLD REPUBLIC INSURANCE	*	*	*		*	*	*	
Total	1	1	100%	▲	1	1	100%	▲
OLD REPUBLIC INSURANCE TPA Administered Claims								
CA040 BROADSPIRE SERVICES	3	3	100%		3	3	100%	
CA070 CANNON COCHRAN MANAGEMENT SERVICES	4	4	100%		4	4	100%	
CA190 GALLAGHER BASSETT SERVICES	10	7	70%		10	7	70%	
CA300 SEDGWICK CLAIMS MANAGEMENT SERVICES	3	1	33%		3	2	67%	
TPA Total	20	15	75%	▲	20	16	80%	▲
OLD REPUBLIC INSURANCE Group Total	21	16	76%	▲	21	17	81%	▲
PENNSYLVANIA MFG ASSN	Wage(s) Due	Timely Wage(s)	Compliance		Fringe(s) Due	Timely Fringe(s)	Compliance	
MANUFACTURERS ALLIANCE INSURANCE	*	*	*		*	*	*	
PENNSYLVANIA MFG ASSN	*	*	*		*	*	*	
PENNSYLVANIA MFG INDEMNITY CO	*	*	*		*	*	*	
Total	*	*	*		*	*	*	
PENNSYLVANIA MFG ASSN TPA Administered Claims								
CA190 GALLAGHER BASSETT SERVICES	7	5	71%		7	6	86%	
TPA Total	7	5	71%	▼	7	6	86%	▲
PENNSYLVANIA MFG ASSN Group Total	7	5	71%	▼	7	6	86%	▲
PROTECTIVE INSURANCE	Wage(s) Due	Timely Wage(s)	Compliance		Fringe(s) Due	Timely Fringe(s)	Compliance	
CA277 PROTECTIVE INSURANCE COMPANY	*	*	*		*	*	*	
Total	*	*	*		*	*	*	
PROTECTIVE INSURANCE TPA Administered Claims								
CA040 BROADSPIRE SERVICES	4	2	50%		4	2	50%	
TPA Total	4	2	50%	▼	4	2	50%	▼
PROTECTIVE INSURANCE Group Total	4	2	50%	▼	4	2	50%	▼
QBE INSURANCE GROUP	Wage(s) Due	Timely Wage(s)	Compliance		Fringe(s) Due	Timely Fringe(s)	Compliance	
QBE INSURANCE GROUP	*	*	*		*	*	*	
Total	*	*	*		*	*	*	
QBE INSURANCE GROUP TPA Administered Claims								
CA300 SEDGWICK CLAIMS MANAGEMENT SERVICES	11	5	45%		11	6	55%	
TPA Total	11	5	45%	▼	11	6	55%	▼
QBE INSURANCE GROUP Group Total	11	5	45%	▼	11	6	55%	▼

INSURANCE GROUP COMPLIANCE
Wage Statements and Fringe Benefit Forms
Fourth Quarter
10/1/2023 - 12/31/2023

Insurance Company	Total Wage Statement(s) Due	Wage Statement(s) Filed Timely	Compliance Percentage	Total Fringe Benefit Form(s) Due	Fringe Benefit Form(s) Filed Timely	Compliance Percentage
RLI INSURANCE GROUP						
RLI INSURANCE	Wage(s) Due	Timely Wage(s)	Compliance	Fringe(s) Due	Timely Fringe(s)	Compliance
	*	*	*	*	*	*
Total	*	*	*	*	*	*
RLI INSURANCE GROUP TPA Administered Claims						
CA190 GALLAGHER BASSETT SERVICES	2	2	100%	2	2	100%
TPA Total	2	2	100% ▲	2	2	100% ▲
RLI INSURANCE GROUP Group Total	2	2	100% ▲	2	2	100% ▲
SAFETY NATIONAL CASUALTY CORP						
SAFETY NATIONAL CASUALTY CORP	Wage(s) Due	Timely Wage(s)	Compliance	Fringe(s) Due	Timely Fringe(s)	Compliance
	*	*	*	*	*	*
Total	*	*	*	*	*	*
SAFETY NATIONAL CASUALTY CORP TPA Administered Claims						
CA040 BROADSPIRE SERVICES	1	1	100%	1	1	100%
CA116 CORVEL ENTERPRISE COMP	1	1	100%	1	1	100%
CA190 GALLAGHER BASSETT SERVICES	7	3	43%	7	3	43%
CA204 HELMSMAN MANAGEMENT SERVICES	1	1	100%	1	1	100%
CA300 SEDGWICK CLAIMS MANAGEMENT SERVICES	9	5	56%	9	4	44%
TPA Total	19	11	58% ▼	19	10	53% ▼
SAFETY NATIONAL CASUALTY CORP Group Total	19	11	58% ▼	19	10	53% ▼
SAGAMORE INSURANCE						
SAGAMORE INSURANCE	Wage(s) Due	Timely Wage(s)	Compliance	Fringe(s) Due	Timely Fringe(s)	Compliance
	*	*	*	*	*	*
Total	*	*	*	*	*	*
SAGAMORE INSURANCE TPA Administered Claims						
CA040 BROADSPIRE SERVICES	3	3	100%	3	3	100%
TPA Total	3	3	100% ▲	3	3	100% ▲
SAGAMORE INSURANCE Group Total	3	3	100% ▲	3	3	100% ▲
SEDGWICK CLAIMS MANAGEMENT SERVICES						
CA300 SEDGWICK CLAIMS MANAGEMENT SERVICES	112	72	64%	112	76	68%
Total	112	72	64% ▼	112	76	68% ▼
SEDGWICK CLAIMS MANAGEMENT SERVICES Group Total	112	72	64% ▼	112	76	68% ▼

INSURANCE GROUP COMPLIANCE
Wage Statements and Fringe Benefit Forms
Fourth Quarter
10/1/2023 - 12/31/2023

Insurance Company	Total Wage Statement(s) Due	Wage Statement(s) Filed Timely	Compliance Percentage	Total Fringe Benefit Form(s) Due	Fringe Benefit Form(s) Filed Timely	Compliance Percentage
SENTRY INSURANCE	Wage(s) Due	Timely Wage(s)	Compliance	Fringe(s) Due	Timely Fringe(s)	Compliance
CA207 FLORISTS MUTUAL INSURANCE	1	0	0%	1	0	0%
CA426 MIDDLESEX INSURANCE COMPANY	1	0	0%	1	0	0%
CA402 SENTRY CASUALTY	4	3	75%	4	3	75%
CA305 SENTRY INSURANCE	2	2	100%	2	2	100%
CA308 SENTRY SELECT INSURANCE	1	1	100%	1	1	100%
Total	9	6	67% ▼	9	6	67% ▼
SENTRY INSURANCE Group Total	9	6	67% ▼	9	6	67% ▼
STARR INDEMNITY INSURANCE	Wage(s) Due	Timely Wage(s)	Compliance	Fringe(s) Due	Timely Fringe(s)	Compliance
STARR INDEMNITY INSURANCE	*	*	*	*	*	*
Total	*	*	*	*	*	*
STARR INDEMNITY INSURANCE TPA Administered Claims						
CA160 ESIS	1	1	100%	1	1	100%
CA190 GALLAGHER BASSETT SERVICES	7	6	86%	7	5	71%
CA300 SEDGWICK CLAIMS MANAGEMENT SERVICES	3	0	0%	3	0	0%
TPA Total	11	7	64% ▼	11	6	55% ▼
STARR INDEMNITY INSURANCE Group Total	11	7	64% ▼	11	6	55% ▼
STARSTONE NATIONAL INSURANCE	Wage(s) Due	Timely Wage(s)	Compliance	Fringe(s) Due	Timely Fringe(s)	Compliance
STARSTONE NATIONAL INSURANCE	*	*	*	*	*	*
Total	*	*	*	*	*	*
STARSTONE NATIONAL INSURANCE TPA Administered Claims						
CA070 CANNON COCHRAN MANAGEMENT SERVICES	2	2	100%	2	2	100%
TPA Total	2	2	100% ▲	2	2	100% ▲
STARSTONE NATIONAL INSURANCE Group Total	2	2	100% ▲	2	2	100% ▲
STATE OF MAINE WORKERS' COMPENSATION TRUST	Wage(s) Due	Timely Wage(s)	Compliance	Fringe(s) Due	Timely Fringe(s)	Compliance
CA307 STATE OF MAINE WORKERS' COMPENSATION TRUST	99	98	99%	99	98	99%
Total	99	98	99% ▲	99	98	99% ▲
STATE OF MAINE WORKERS' COMPENSATION TRUST Group Total	99	98	99% ▲	99	98	99% ▲
SYNERNET	Wage(s) Due	Timely Wage(s)	Compliance	Fringe(s) Due	Timely Fringe(s)	Compliance
CA320 SYNERNET	96	70	73%	96	68	71%
Total	96	70	73% ▼	96	68	71% ▼
SYNERNET Group Total	96	70	73% ▼	96	68	71% ▼

INSURANCE GROUP COMPLIANCE
Wage Statements and Fringe Benefit Forms
Fourth Quarter
10/1/2023 - 12/31/2023

Insurance Company	Total Wage Statement(s) Due	Wage Statement(s) Filed Timely	Compliance Percentage	Total Fringe Benefit Form(s) Due	Fringe Benefit Form(s) Filed Timely	Compliance Percentage
TRAVELERS INSURANCE	Wage(s) Due	Timely Wage(s)	Compliance	Fringe(s) Due	Timely Fringe(s)	Compliance
CA072 CHARTER OAK FIRE INSURANCE	2	1	50%	2	1	50%
CA284 PHOENIX INSURANCE	1	0	0%	1	1	100%
CA306 STANDARD FIRE INSURANCE	30	17	57%	30	13	43%
CA347 TRAVELERS CASUALTY & SURETY	5	4	80%	5	4	80%
CA348 TRAVELERS CASUALTY INSURANCE COMPANY OF AMERICA	2	1	50%	2	1	50%
CA349 TRAVELERS COMMERCIAL CASUALTY	2	0	0%	2	0	0%
CA346 TRAVELERS INDEMNITY COMPANY OF AMERICA	2	1	50%	2	0	0%
Total	44	24	55% ▼	44	20	45% ▼
TRAVELERS INSURANCE TPA Administered Claims						
CA110 CONSTITUTION STATE SERVICES	1	1	100%	1	1	100%
CA300 SEDGWICK CLAIMS MANAGEMENT SERVICES	3	2	67%	3	3	100%
TPA Total	4	3	75% ▲	4	4	100% ▲
TRAVELERS INSURANCE Group Total	48	27	56% ▼	48	24	50% ▼
VANLINER INSURANCE	Wage(s) Due	Timely Wage(s)	Compliance	Fringe(s) Due	Timely Fringe(s)	Compliance
CA379 VANLINER INSURANCE	6	5	83%	6	5	83%
Total	6	5	83% ▲	6	5	83% ▲
VANLINER INSURANCE Group Total	6	5	83% ▲	6	5	83% ▲
WALMART CLAIMS SERVICES	Wage(s) Due	Timely Wage(s)	Compliance	Fringe(s) Due	Timely Fringe(s)	Compliance
CA100 WALMART CLAIMS SERVICES	58	53	91%	58	51	88%
Total	58	53	91% ▲	58	51	88% ▲
WALMART CLAIMS SERVICES Group Total	58	53	91% ▲	58	51	88% ▲
WORK FIRST CASUALTY	Wage(s) Due	Timely Wage(s)	Compliance	Fringe(s) Due	Timely Fringe(s)	Compliance
WORK FIRST CASUALTY	*	*	*	*	*	*
Total	*	*	*	*	*	*
WORK FIRST CASUALTY TPA Administered Claims						
CA040 BROADSPIRE SERVICES	1	1	100%	1	1	100%
TPA Total	1	1	100% ▲	1	1	100% ▲
WORK FIRST CASUALTY Group Total	1	1	100% ▲	1	1	100% ▲

INSURANCE GROUP COMPLIANCE
Wage Statements and Fringe Benefit Forms
Fourth Quarter
10/1/2023 - 12/31/2023

Insurance Company	Total Wage Statement(s) Due	Wage Statement(s) Filed Timely	Compliance Percentage	Total Fringe Benefit Form(s) Due	Fringe Benefit Form(s) Filed Timely	Compliance Percentage
ZURICH INSURANCE	Wage(s) Due	Timely Wage(s)	Compliance	Fringe(s) Due	Timely Fringe(s)	Compliance
CA022 AMERICAN ZURICH	13	11	85%	13	10	77%
CA400 ZURICH AMERICAN INSURANCE	7	1	14%	7	3	43%
CA404 ZURICH AMERICAN INSURANCE COMPANY OF ILLINOIS	2	0	0%	2	1	50%
Total	22	12	55% ▼	22	14	64% ▼
ZURICH INSURANCE TPA Administered Claims						
CA080 CHESTERFIELD SERVICES	1	1	100%	1	1	100%
CA116 CORVEL ENTERPRISE COMP	10	8	80%	10	8	80%
CA117 COTTINGHAM & BUTLER CLAIMS SERVICES	2	1	50%	2	0	0%
CA190 GALLAGHER BASSETT SERVICES	11	8	73%	11	8	73%
CA300 SEDGWICK CLAIMS MANAGEMENT SERVICES	6	4	67%	6	3	50%
TPA Total	30	22	73% ▼	30	20	67% ▼
ZURICH INSURANCE Group Total	52	34	65% ▼	52	34	65% ▼