



QUARTERLY COMPLIANCE REPORT

STATE OF MAINE
WORKERS' COMPENSATION BOARD

Second Quarter 2023
April 1, 2023 - June 30, 2023

Office of Monitoring, Audit &
Enforcement

John C. Rohde
Executive Director

27 State House Station
Augusta, Maine 04333-0027

**State of Maine
Workers' Compensation Board
Quarterly Compliance Report
Second Quarter 2023**

Table of Contents

1.	Executive Summary	Pages 1-2
2.	Lost Time First Report of Injury Filings	Page 3
3.	Initial Indemnity Payments	Page 4
4.	Initial Memorandum of Payment Filings	Page 5
5.	Initial Indemnity Notice of Controversy Filings	Page 6
6.	Wage Information	Page 7

Table of Charts

1.	Lost Time First Report of Injury Filings Timeliness Distribution	Page 3
2.	Lost Time First Report of Injury Filings Quarterly Compliance	Page 3
3.	Lost Time First Report of Injury Filings Compliance Trend	Page 3
4.	Initial Indemnity Payments Timeliness Distribution	Page 4
5.	Initial Indemnity Payments Quarterly Compliance	Page 4
6.	Initial Indemnity Payments Compliance Trend	Page 4
7.	Initial Memorandum of Payment Filings Timeliness Distribution	Page 5
8.	Initial Memorandum of Payment Filings Quarterly Compliance	Page 5
9.	Initial Memorandum of Payment Filings Compliance Trend	Page 5
10.	Initial Indemnity Notice of Controversy Filings Timeliness Distribution	Page 6
11.	Initial Indemnity Notice of Controversy Filings Quarterly Compliance	Page 6
12.	Initial Indemnity Notice of Controversy Filings Compliance Trend	Page 6
13.	Wage Statement Timeliness Distribution	Page 7
14.	Fringe Benefits Worksheet(s) Timeliness Distribution	Page 7

Appendices

A.	Insurance Group Compliance Lost Time FROI Filings and Initial Indemnity Payments	Pages A1-A16
B.	Insurance Group Compliance Initial MOP and Initial Indemnity NOC Filings	Pages B1-B15
C.	Insurance Group Compliance Wage Statements and Fringe Benefit Form Filings	Pages C1-C13

Executive Summary

On October 10, 2023, the Maine Workers' Compensation Board of Directors approved the Second Quarter (April 1, 2023 - June 30, 2023). This report represents the efforts of the Office of Monitoring, Audit and Enforcement and insurers, self-insurers, and third-party administrators (collectively "insurers").

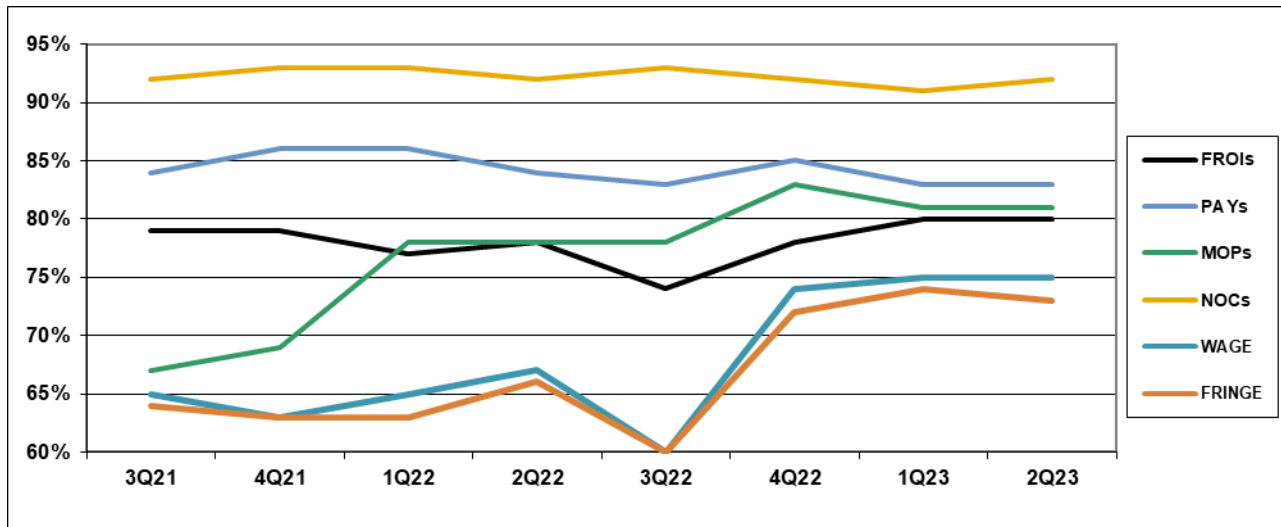
I. COMPLIANCE OVERVIEW

The Reconciliation Report was sent to 114 insurers on July 20, 2023; 87 responded, 17 were not required to respond and 10 did not respond.

The 2Q23 report represents results based upon data received by August 22, 2023. The results are:

	Number of Days	Benchmark	3Q21	4Q21	1Q22	2Q22	3Q22	4Q22	1Q23	2Q23
FROIs	7	85%	79%	79%	77%	78%	74%	78%	80%	80%
PAYs	14	87%	84%	86%	86%	84%	83%	85%	83%	83%
MOPs	17	85%	67%	69%	78%	78%	78%	83%	81%	81%
NOCs	14	90%	92%	93%	93%	92%	93%	92%	91%	92%
WAGE	30	75%	65%	63%	65%	67%	60%	74%	75%	75%
FRINGE	30	75%	64%	63%	63%	66%	60%	72%	74%	73%

Compliance Benchmark Tracking



II. CAVEATS & EXPLANATIONS

A. General

- Question marks (“?”) within this report indicate that the insurer did not provide all of the data required to measure compliance in that particular area.

B. Lost Time First Report of Injury (FROI) Filings

- Compliance with this benchmark exists when the FROI is filed (accepted EDI transaction, with or without errors) within 7 days after the employer receives notice or knowledge of an employee injury that has caused the employee to lose a day’s work.

C. Initial Indemnity Payments (PAYs)

- Compliance with this benchmark exists when the check is mailed within the later of (i) 14 days after the employer’s notice or knowledge of incapacity or (ii) the first day of compensability plus 6 days.
- If an employer continues to pay the employee’s salary, payments are deemed timely for purposes of compliance if made consistent with the employer’s usual payroll practice.

D. Initial Memorandum of Payment (MOP) Filings

- Compliance with this benchmark exists when the MOP is received within 17 days of the employer’s notice or knowledge of incapacity.

E. Initial Indemnity Notice of Controversy (NOC) Filings

- Compliance with this benchmark exists when the NOC is filed (accepted EDI transaction, with or without errors) within 14 days after the employer receives notice or knowledge of the incapacity or death. Measurement excludes filings submitted with full denial reason codes 3A-3H (No Coverage).

F. Wage Information

- Compliance with the benchmark (WCB-2 and WCB-2B forms) exists when the wage information is filed within 30 days of the employer receiving notice or knowledge of incapacity.

III. COMPLETED AUDITS

The Board conducts compliance audits of insurers to ensure that all obligations under the Workers’ Compensation Act are met. The functions of the audit program include, but are not limited to: ensuring that all reporting requirements of the Board are met, auditing the timeliness of benefit payments, auditing the accuracy of indemnity payments, evaluating claims-handling techniques, and determining whether claims are unreasonably contested.

The following audits were finalized in the 2nd Quarter 2023:

Auditee (alpha order)	Total Penalties
Gallagher Bassett Services Inc.	\$5,300.00

LOST TIME FIRST REPORT OF INJURY FILINGS

Chart 1: Timeliness Distribution

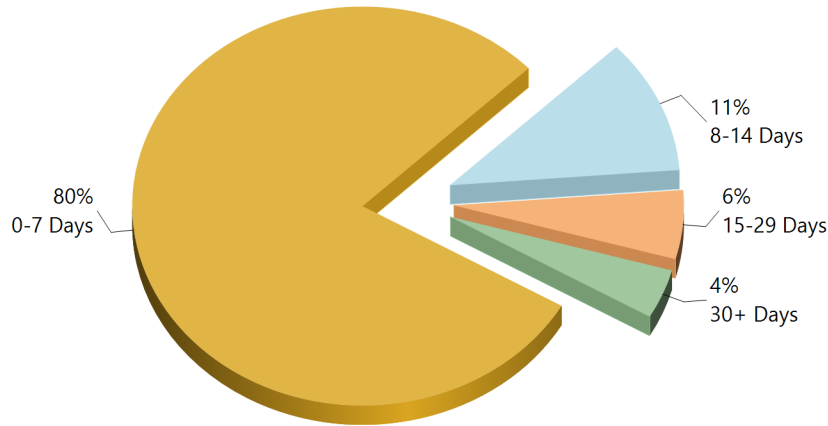


Table 1: Received Within

0-7 Days	2,530	80%
8-14 Days	348	11%
15-29 Days	177	6%
30+ Days	127	4%
? Days	0	0%
Total	3,182	100%

*The percentages may not always add to 100% due to rounding

Chart 2: Quarterly Compliance

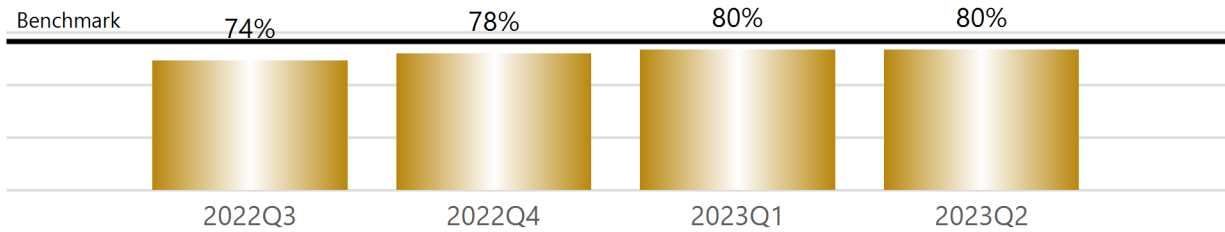
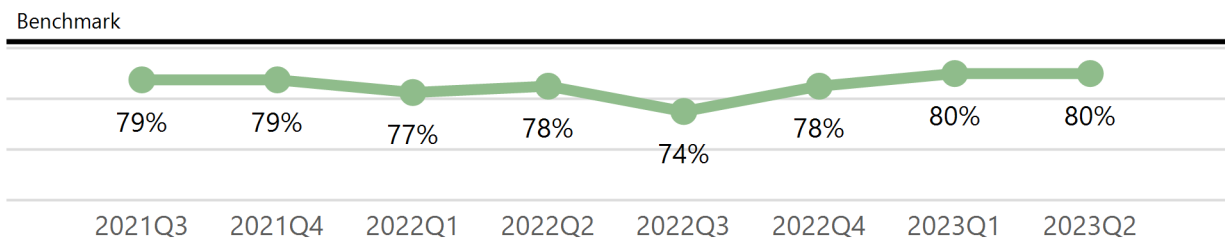


Chart 3: Compliance Trend



INITIAL INDEMNITY PAYMENTS

Chart 4: Timeliness Distribution

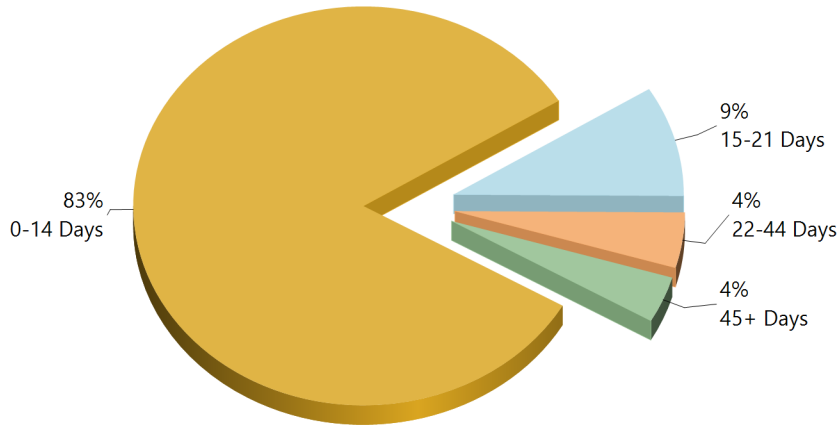


Table 2: Made Within

0-14 Days	684	83%
15-21 Days	74	9%
22-44 Days	37	4%
45+ Days	31	4%
? Days	0	0%
Total	826	100%

*The percentages may not always add to 100% due to rounding

Initial indemnity payments are monitored to ensure that payments are initiated within the time limits established in Section 205. As a result of these efforts, \$27,300 was issued to claimants in penalties and there are another \$1,550 in penalties awaiting resolution.

Chart 5: Quarterly Compliance

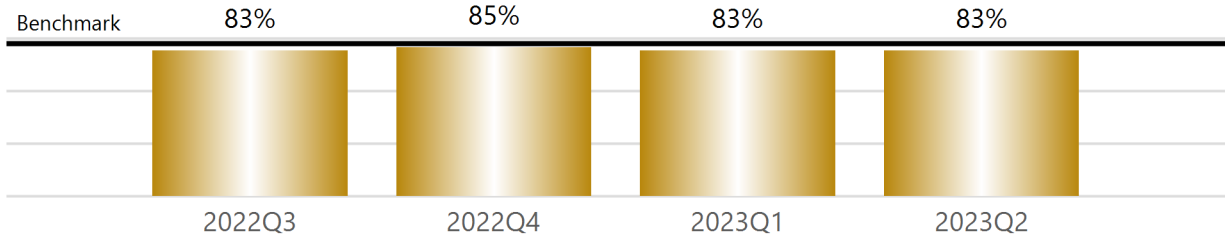
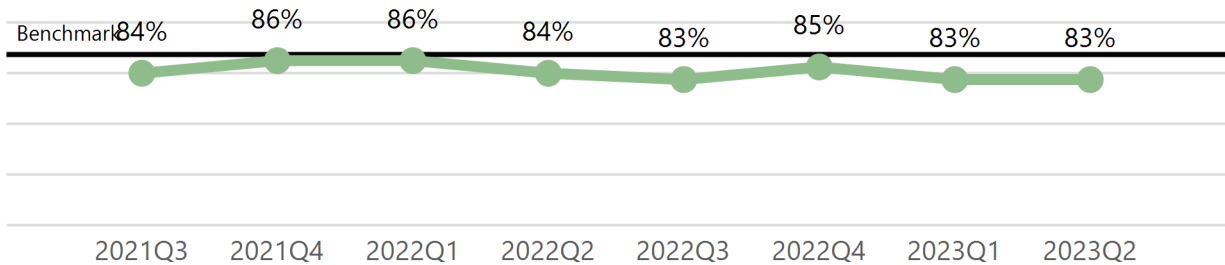


Chart 6: Compliance Trend



INITIAL MEMORANDUM OF PAYMENT FILINGS

Chart 7: Timeliness Distribution

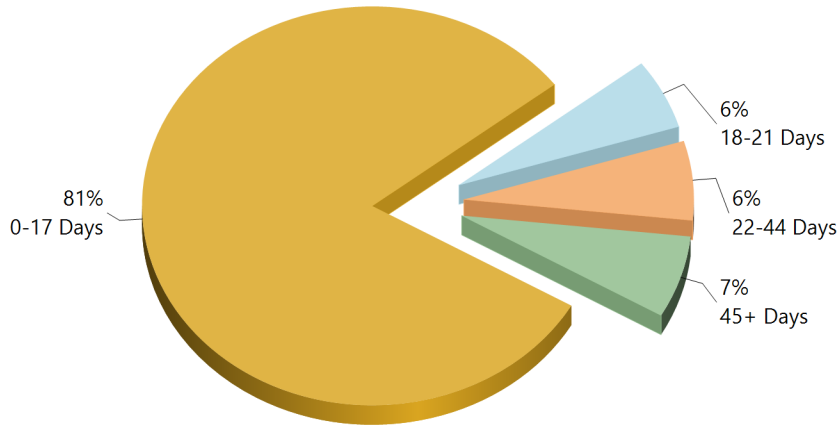


Table 3: Received Within

0-17 Days	671	81%
18-21 Days	47	6%
22-44 Days	53	6%
45+ Days	55	7%
? Days	0	0%
Total	826	100%

*The percentages may not always add to 100% due to rounding

Chart 8: Quarterly Compliance

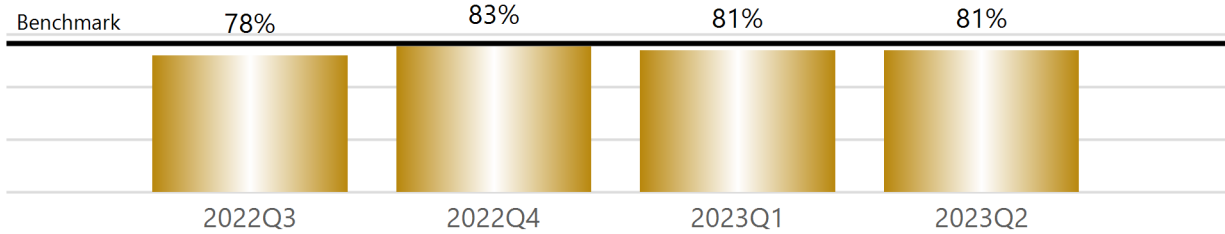
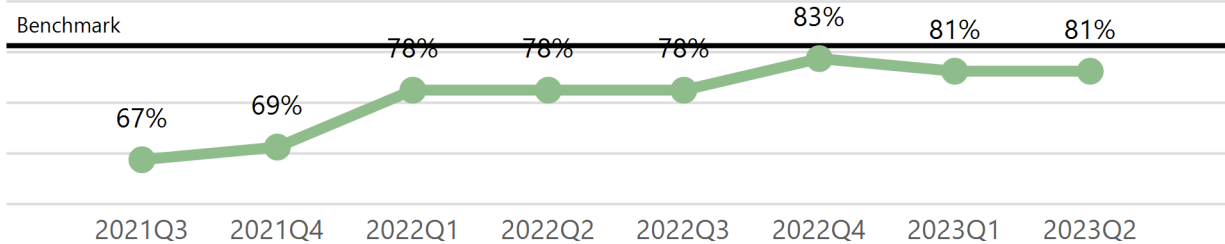


Chart 9: Compliance Trend



INITIAL INDEMNITY NOTICE OF CONTROVERSY FILINGS

Chart 10: Timeliness Distribution

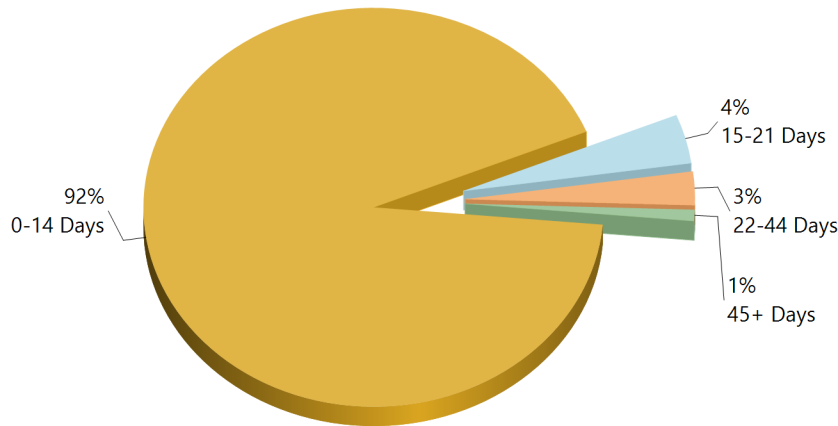


Table 4: Received Within

0-14 Days	511	92%
15-21 Days	22	4%
22-44 Days	15	3%
45+ Days	5	1%
? Days	1	0%
Total	554	100%

*The percentages may not always add to 100% due to rounding

Chart 11: Quarterly Compliance

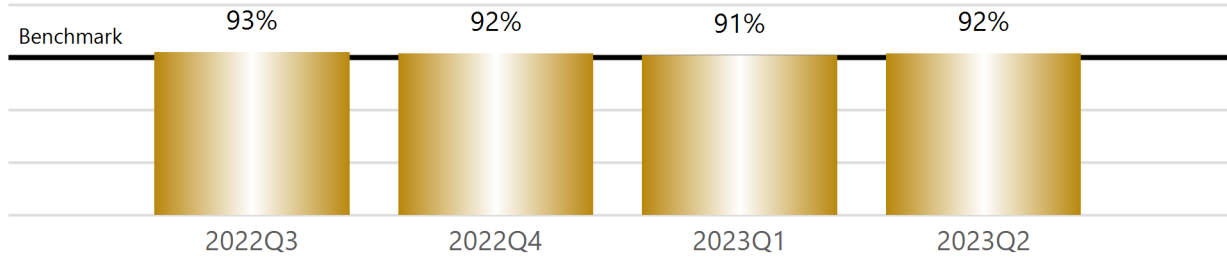
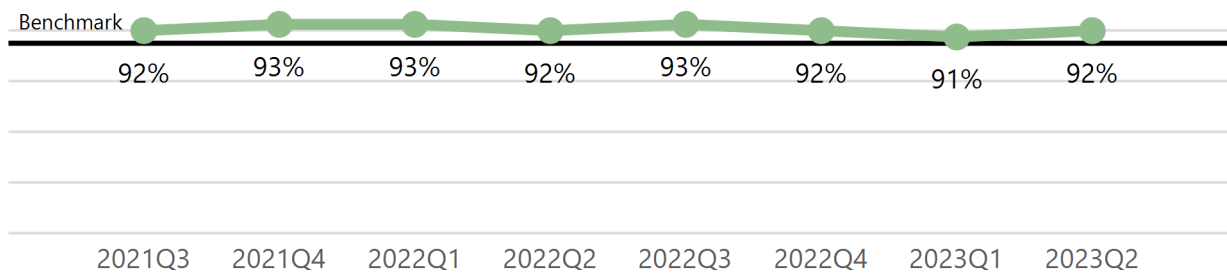


Chart 12: Compliance Trend



WAGE INFORMATION

Chart 13: Wage Statements Due Distribution

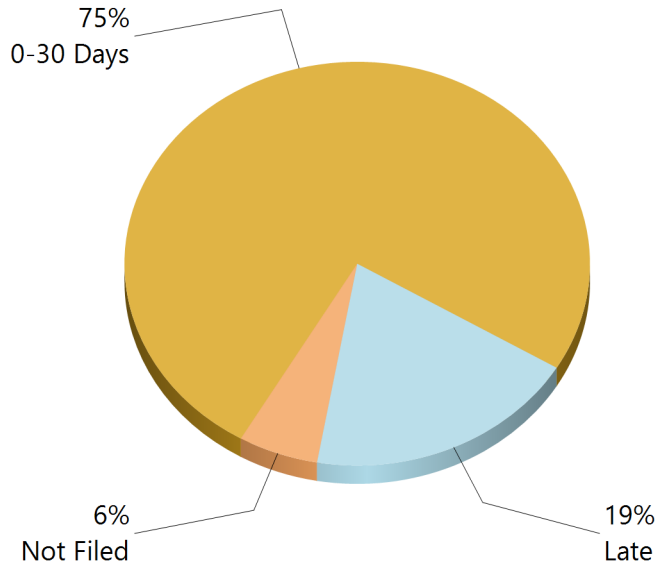


Table 5: Wage Statements Due

0-30 Days	1,380	75%
Late	351	19%
Not Filed	102	6%
Total	1,833	100%

*The percentages may not always add to 100% due to rounding

Chart 14: Fringe Benefit Worksheets Due Distribution

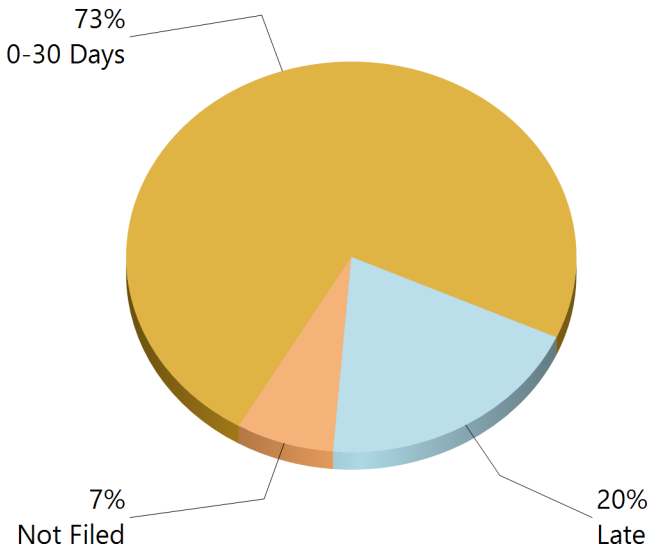


Table 6: Fringe Worksheets Due

0-30 Days	1,346	73%
Late	358	20%
Not Filed	129	7%
Total	1,833	100%

*The percentages may not always add to 100% due to rounding

Appendix A

**Insurance Group Compliance
Lost Time FROI Filings and
Initial Indemnity Payments
Second Quarter
4/1/2023-6/30/2023**

INSURANCE GROUP COMPLIANCE

Lost Time FROI and Initial Indemnity Payments

Second Quarter 2023

4/1/2023 - 6/30/2023

Insurance Company	Total Lost Time FROIs Filed	Lost Time FROIs Filed Timely	Compliance Percentage	Total Initial Indemnity Payments Made	Initial Indemnity Payments Made Timely	Compliance Percentage
ACADIA INSURANCE	FROIs Filed	Timely FROIs	Compliance	Payments Made	Timely Payments	Compliance
CA010 ACADIA INSURANCE	40	36	90%	14	13	93%
Total	40	36	90% ▲	14	13	93% ▲
ACADIA INSURANCE Group Total	40	36	90% ▲	14	13	93% ▲
ACCIDENT FUND INSURANCE	FROIs Filed	Timely FROIs	Compliance	Payments Made	Timely Payments	Compliance
ACCIDENT FUND INSURANCE	*	*	*	*	*	*
Total	*	*	*	*	*	*
ACCIDENT FUND INSURANCE TPA Administered Claims						
CA190 GALLAGHER BASSETT SERVICES	1	0	0%	No Filings	No Filings	No Filings
TPA Total	1	0	0% ▼	No Filings	No Filings	No Filings
ACCIDENT FUND INSURANCE Group Total	1	0	0% ▼	No Filings	No Filings	No Filings
ACUITY MUTUAL INSURANCE	FROIs Filed	Timely FROIs	Compliance	Payments Made	Timely Payments	Compliance
CA418 ACUITY MUTUAL INSURANCE	1	1	100%	No Filings	No Filings	No Filings
Total	1	1	100% ▲	No Filings	No Filings	No Filings
ACUITY MUTUAL INSURANCE Group Total	1	1	100% ▲	No Filings	No Filings	No Filings
AIG INSURANCE	FROIs Filed	Timely FROIs	Compliance	Payments Made	Timely Payments	Compliance
CA015 AIG CLAIMS, INC	*	*	*	*	*	*
Total	*	*	*	*	*	*
AIG INSURANCE TPA Administered Claims						
CA040 BROADSPIRE SERVICES	1	1	100%	No Filings	No Filings	No Filings
CA116 CORVEL ENTERPRISE COMP	4	3	75%	2	0	0%
CA160 ESIS	8	6	75%	4	4	100%
CA190 GALLAGHER BASSETT SERVICES	33	30	91%	2	1	50%
CA204 HELMSMAN MANAGEMENT SERVICES	3	1	33%	2	2	100%
CA300 SEDGWICK CLAIMS MANAGEMENT SERVICES	27	20	74%	3	0	0%
TPA Total	76	61	80% ▼	13	7	54% ▼
AIG INSURANCE Group Total	76	61	80% ▼	13	7	54% ▼
AIM MUTUAL GROUP	FROIs Filed	Timely FROIs	Compliance	Payments Made	Timely Payments	Compliance
CA472 AIM MUTUAL INSURANCE	5	5	100%	2	1	50%
Total	5	5	100% ▲	2	1	50% ▼
AIM MUTUAL GROUP Group Total	5	5	100% ▲	2	1	50% ▼

INSURANCE GROUP COMPLIANCE

Lost Time FROI and Initial Indemnity Payments

Second Quarter 2023

4/1/2023 - 6/30/2023

Insurance Company	Total Lost Time FROIs Filed	Lost Time FROIs Filed Timely	Compliance Percentage	Total Initial Indemnity Payments Made	Initial Indemnity Payments Made Timely	Compliance Percentage
AMERICAN FINANCIAL GROUP	FROIs Filed	Timely FROIs	Compliance	Payments Made	Timely Payments	Compliance
CA192 GREAT AMERICAN ALLIANCE INSURANCE	4	0	0%	No Filings	No Filings	No Filings
CA267 NATIONAL INTERSTATE INSURANCE COMPANY	2	2	100%	1	1	100%
CA494 TRIUMPHE CASUALTY	*	*	*	*	*	*
Total	6	2	33% ▼	1	1	100% ▲
AMERICAN FINANCIAL GROUP TPA Administered Claims						
CA323 THE AMERICAN EQUITY UNDERWRITERS	1	1	100%	No Filings	No Filings	No Filings
TPA Total	1	1	100% ▲	No Filings	No Filings	No Filings
AMERICAN FINANCIAL GROUP Group Total	7	3	43% ▼	1	1	100% ▲
AMERISURE INSURANCE	FROIs Filed	Timely FROIs	Compliance	Payments Made	Timely Payments	Compliance
CA013 AMERISURE INSURANCE	*	*	*	*	*	*
Total	*	*	*	*	*	*
AMERISURE INSURANCE TPA Administered Claims						
CA190 GALLAGHER BASSETT SERVICES	1	1	100%	No Filings	No Filings	No Filings
TPA Total	1	1	100% ▲	No Filings	No Filings	No Filings
AMERISURE INSURANCE Group Total	1	1	100% ▲	No Filings	No Filings	No Filings
AMTRUST INSURANCE	FROIs Filed	Timely FROIs	Compliance	Payments Made	Timely Payments	Compliance
CA437 AMTRUST NORTH AMERICA	4	0	0%	1	0	0%
CA342 TECHNOLOGY INSURANCE	5	2	40%	No Filings	No Filings	No Filings
CA381 WESCO INSURANCE	9	5	56%	4	0	0%
Total	18	7	39% ▼	5	0	0% ▼
AMTRUST INSURANCE Group Total	18	7	39% ▼	5	0	0% ▼
ARCH INSURANCE	FROIs Filed	Timely FROIs	Compliance	Payments Made	Timely Payments	Compliance
ARCH INSURANCE	*	*	*	*	*	*
Total	*	*	*	*	*	*
ARCH INSURANCE TPA Administered Claims						
CA040 BROADSPIRE SERVICES	10	10	100%	1	1	100%
CA070 CANNON COCHRAN MANAGEMENT SERVICES	3	2	67%	No Filings	No Filings	No Filings
CA116 CORVEL ENTERPRISE COMP	7	4	57%	1	0	0%
CA190 GALLAGHER BASSETT SERVICES	5	3	60%	3	2	67%
CA300 SEDGWICK CLAIMS MANAGEMENT SERVICES	5	4	80%	No Filings	No Filings	No Filings
TPA Total	30	23	77% ▼	5	3	60% ▼
ARCH INSURANCE Group Total	30	23	77% ▼	5	3	60% ▼

INSURANCE GROUP COMPLIANCE

Lost Time FROI and Initial Indemnity Payments

Second Quarter 2023

4/1/2023 - 6/30/2023

Insurance Company	Total Lost Time FROIs Filed	Lost Time FROIs Filed Timely	Compliance Percentage	Total Initial Indemnity Payments Made	Initial Indemnity Payments Made Timely	Compliance Percentage
ARROW MUTUAL INSURANCE	FROIs Filed	Timely FROIs	Compliance	Payments Made	Timely Payments	Compliance
CA024 ARROW MUTUAL INSURANCE	2	2	100%	1	1	100%
Total	2	2	100% ▲	1	1	100% ▲
ARROW MUTUAL INSURANCE Group Total	2	2	100% ▲	1	1	100% ▲
BATH IRON WORKS	FROIs Filed	Timely FROIs	Compliance	Payments Made	Timely Payments	Compliance
CA036 BATH IRON WORKS	12	12	100%	8	8	100%
Total	12	12	100% ▲	8	8	100% ▲
BATH IRON WORKS Group Total	12	12	100% ▲	8	8	100% ▲
BENCHMARK ADMINISTRATORS, LLC	FROIs Filed	Timely FROIs	Compliance	Payments Made	Timely Payments	Compliance
CA034 BENCHMARK ADMINISTRATORS, LLC	No Filings	No Filings	No Filings	1	0	0%
Total	No Filings	No Filings	No Filings	1	0	0% ▼
BENCHMARK ADMINISTRATORS, LLC Group Total	No Filings	No Filings	No Filings	1	0	0% ▼
BERKSHIRE HATHAWAY GROUP	FROIs Filed	Timely FROIs	Compliance	Payments Made	Timely Payments	Compliance
CA114 BERKSHIRE HATHAWAY HOMESTATE INSURANCE	1	0	0%	1	0	0%
CA474 NATIONAL LIABILITY AND FIRE INSURANCE	1	1	100%	No Filings	No Filings	No Filings
Total	2	1	50% ▼	1	0	0% ▼
BERKSHIRE HATHAWAY GROUP Group Total	2	1	50% ▼	1	0	0% ▼
BROADSPIRE SERVICES	FROIs Filed	Timely FROIs	Compliance	Payments Made	Timely Payments	Compliance
CA040 BROADSPIRE SERVICES	34	27	79%	6	5	83%
Total	34	27	79% ▼	6	5	83% ▼
BROADSPIRE SERVICES Group Total	34	27	79% ▼	6	5	83% ▼
CANNON COCHRAN MANAGEMENT SERVICES	FROIs Filed	Timely FROIs	Compliance	Payments Made	Timely Payments	Compliance
CA070 CANNON COCHRAN MANAGEMENT SERVICES	47	27	57%	12	10	83%
Total	47	27	57% ▼	12	10	83% ▼
CANNON COCHRAN MANAGEMENT SERVICES Group Total	47	27	57% ▼	12	10	83% ▼
CAROLINA CASUALTY INS CO	FROIs Filed	Timely FROIs	Compliance	Payments Made	Timely Payments	Compliance
CAROLINA CASUALTY INS CO	*	*	*	*	*	*
Total	*	*	*	*	*	*
CAROLINA CASUALTY INS CO TPA Administered Claims	FROIs Filed	Timely FROIs	Compliance	Payments Made	Timely Payments	Compliance
CA190 GALLAGHER BASSETT SERVICES	5	5	100%	2	1	50%
TPA Total	5	5	100% ▲	2	1	50% ▼
CAROLINA CASUALTY INS CO Group Total	5	5	100% ▲	2	1	50% ▼

Maine Workers' Compensation Board
 Lost Time FROI Filing Benchmark: 85%
 Initial Indemnity Payment Benchmark: 87%

▲ Indicates benchmark met or exceeded
 ▼ Indicates benchmark not met

INSURANCE GROUP COMPLIANCE

Lost Time FROI and Initial Indemnity Payments

Second Quarter 2023

4/1/2023 - 6/30/2023

Insurance Company	Total Lost Time FROIs Filed	Lost Time FROIs Filed Timely	Compliance Percentage	Total Initial Indemnity Payments Made	Initial Indemnity Payments Made Timely	Compliance Percentage
CHEROKEE INSURANCE	FROIs Filed	Timely FROIs	Compliance	Payments Made	Timely Payments	Compliance
CA044 CHEROKEE INSURANCE	1	1	100%	No Filings	No Filings	No Filings
Total	1	1	100% ▲	No Filings	No Filings	No Filings
CHEROKEE INSURANCE Group Total	1	1	100% ▲	No Filings	No Filings	No Filings
CHESTERFIELD SERVICES	FROIs Filed	Timely FROIs	Compliance	Payments Made	Timely Payments	Compliance
CA080 CHESTERFIELD SERVICES	1	1	100%	1	1	100%
Total	1	1	100% ▲	1	1	100% ▲
CHESTERFIELD SERVICES Group Total	1	1	100% ▲	1	1	100% ▲
CHUBB INSURANCE	FROIs Filed	Timely FROIs	Compliance	Payments Made	Timely Payments	Compliance
ACE INSURANCE	*	*	*	*	*	*
CA046 CHUBB INSURANCE	*	*	*	*	*	*
CA090 FEDERAL INSURANCE	*	*	*	*	*	*
INDEMNITY INS CO OF NORTH AMERICA	*	*	*	*	*	*
Total	*	*	*	*	*	*
CHUBB INSURANCE TPA Administered Claims						
CA040 BROADSPIRE SERVICES	1	1	100%	1	1	100%
CA070 CANNON COCHRAN MANAGEMENT SERVICES	3	2	67%	No Filings	No Filings	No Filings
CA110 CONSTITUTION STATE SERVICES	2	2	100%	1	1	100%
CA116 CORVEL ENTERPRISE COMP	15	9	60%	3	1	33%
CA160 ESIS	13	8	62%	6	5	83%
CA190 GALLAGHER BASSETT SERVICES	46	41	89%	10	6	60%
CA204 HELMSMAN MANAGEMENT SERVICES	21	13	62%	5	5	100%
CA295 RYDER SERVICES	1	0	0%	No Filings	No Filings	No Filings
CA300 SEDGWICK CLAIMS MANAGEMENT SERVICES	76	68	89%	24	18	75%
TPA Total	178	144	81% ▼	50	37	74% ▼
CHUBB INSURANCE Group Total	178	144	81% ▼	50	37	74% ▼
CHURCH MUTUAL INSURANCE	FROIs Filed	Timely FROIs	Compliance	Payments Made	Timely Payments	Compliance
CA084 CHURCH MUTUAL INSURANCE	*	*	*	*	*	*
Total	*	*	*	*	*	*
CHURCH MUTUAL INSURANCE TPA Administered Claims						
CA160 ESIS	3	1	33%	2	1	50%
TPA Total	3	1	33% ▼	2	1	50% ▼
CHURCH MUTUAL INSURANCE Group Total	3	1	33% ▼	2	1	50% ▼

INSURANCE GROUP COMPLIANCE

Lost Time FROI and Initial Indemnity Payments

Second Quarter 2023

4/1/2023 - 6/30/2023

Insurance Company	Total Lost Time FROIs Filed	Lost Time FROIs Filed Timely	Compliance Percentage	Total Initial Indemnity Payments Made	Initial Indemnity Payments Made Timely	Compliance Percentage
CINCINNATI FINANCIAL GROUP	FROIs Filed	Timely FROIs	Compliance	Payments Made	Timely Payments	Compliance
CA438 CINCINNATI INSURANCE	5	0	0%	No Filings	No Filings	No Filings
Total	5	0	0% ▼	No Filings	No Filings	No Filings
CINCINNATI FINANCIAL GROUP Group Total	5	0	0% ▼	No Filings	No Filings	No Filings
CNA INSURANCE	FROIs Filed	Timely FROIs	Compliance	Payments Made	Timely Payments	Compliance
CA017 AMERICAN CASUALTY COMPANY OF READING PA	1	0	0%	1	0	0%
CA083 CNA CLAIMS PLUS	2	1	50%	2	2	100%
CA314 TRANSPORTATION INSURANCE	2	1	50%	1	1	100%
CA329 VALLEY FORGE INSURANCE COMPANY	1	1	100%	1	1	100%
Total	6	3	50% ▼	5	4	80% ▼
CNA INSURANCE TPA Administered Claims						
CA040 BROADSPIRE SERVICES	1	1	100%	No Filings	No Filings	No Filings
CA190 GALLAGHER BASSETT SERVICES	3	3	100%	1	1	100%
CA300 SEDGWICK CLAIMS MANAGEMENT SERVICES	15	9	60%	3	2	67%
TPA Total	19	13	68% ▼	4	3	75% ▼
CNA INSURANCE Group Total	25	16	64% ▼	9	7	78% ▼
CONSTITUTION STATE SERVICES	FROIs Filed	Timely FROIs	Compliance	Payments Made	Timely Payments	Compliance
CA110 CONSTITUTION STATE SERVICES	5	2	40%	4	4	100%
Total	5	2	40% ▼	4	4	100% ▲
CONSTITUTION STATE SERVICES Group Total	5	2	40% ▼	4	4	100% ▲
CORVEL ENTERPRISE COMP	FROIs Filed	Timely FROIs	Compliance	Payments Made	Timely Payments	Compliance
CA116 CORVEL ENTERPRISE COMP	62	38	61%	15	9	60%
Total	62	38	61% ▼	15	9	60% ▼
CORVEL ENTERPRISE COMP Group Total	62	38	61% ▼	15	9	60% ▼
COTTINGHAM & BUTLER CLAIMS SERVICES	FROIs Filed	Timely FROIs	Compliance	Payments Made	Timely Payments	Compliance
CA117 COTTINGHAM & BUTLER CLAIMS SERVICES	1	0	0%	1	1	100%
Total	1	0	0% ▼	1	1	100% ▲
COTTINGHAM & BUTLER CLAIMS SERVICES Group Total	1	0	0% ▼	1	1	100% ▲
CROSS INSURANCE	FROIs Filed	Timely FROIs	Compliance	Payments Made	Timely Payments	Compliance
CA093 CROSS INSURANCE	267	249	93%	27	26	96%
Total	267	249	93% ▲	27	26	96% ▲
CROSS INSURANCE Group Total	267	249	93% ▲	27	26	96% ▲

INSURANCE GROUP COMPLIANCE

Lost Time FROI and Initial Indemnity Payments

Second Quarter 2023

4/1/2023 - 6/30/2023

Insurance Company	Total Lost Time FROIs Filed	Lost Time FROIs Filed Timely	Compliance Percentage	Total Initial Indemnity Payments Made	Initial Indemnity Payments Made Timely	Compliance Percentage
DELHAIZE AMERICA LLC	FROIs Filed	Timely FROIs	Compliance	Payments Made	Timely Payments	Compliance
CA496 DELHAIZE AMERICA LLC	63	47	75%	27	24	89%
Total	63	47	75% ▼	27	24	89% ▲
DELHAIZE AMERICA LLC Group Total	63	47	75% ▼	27	24	89% ▲
EASTERN ALLIANCE INSURANCE	FROIs Filed	Timely FROIs	Compliance	Payments Made	Timely Payments	Compliance
CA141 EASTERN ALLIANCE INSURANCE	64	41	64%	22	18	82%
Total	64	41	64% ▼	22	18	82% ▼
EASTERN ALLIANCE INSURANCE Group Total	64	41	64% ▼	22	18	82% ▼
ELECTRIC INSURANCE	FROIs Filed	Timely FROIs	Compliance	Payments Made	Timely Payments	Compliance
CA150 ELECTRIC INSURANCE	*	*	*	*	*	*
Total	*	*	*	*	*	*
ELECTRIC INSURANCE TPA Administered Claims						
CA300 SEDGWICK CLAIMS MANAGEMENT SERVICES	No Filings	No Filings	No Filings	1	1	100%
TPA Total	No Filings	No Filings	No Filings	1	1	100% ▲
ELECTRIC INSURANCE Group Total	No Filings	No Filings	No Filings	1	1	100% ▲
EMPLOYERS HOLDING GROUP	FROIs Filed	Timely FROIs	Compliance	Payments Made	Timely Payments	Compliance
CA479 EMPLOYERS PREFERRED INSURANCE	3	0	0%	1	0	0%
Total	3	0	0% ▼	1	0	0% ▼
EMPLOYERS HOLDING GROUP Group Total	3	0	0% ▼	1	0	0% ▼
ESIS	FROIs Filed	Timely FROIs	Compliance	Payments Made	Timely Payments	Compliance
CA160 ESIS	26	16	62%	14	11	79%
Total	26	16	62% ▼	14	11	79% ▼
ESIS Group Total	26	16	62% ▼	14	11	79% ▼
EVEREST REINS HOLDINGS GROUP	FROIs Filed	Timely FROIs	Compliance	Payments Made	Timely Payments	Compliance
EVEREST REINS HOLDINGS	*	*	*	*	*	*
Total	*	*	*	*	*	*
EVEREST REINS HOLDINGS GROUP TPA Administered Claims						
CA190 GALLAGHER BASSETT SERVICES	3	3	100%	No Filings	No Filings	No Filings
CA300 SEDGWICK CLAIMS MANAGEMENT SERVICES	4	1	25%	No Filings	No Filings	No Filings
TPA Total	7	4	57% ▼	No Filings	No Filings	No Filings
EVEREST REINS HOLDINGS GROUP Group Total	7	4	57% ▼	No Filings	No Filings	No Filings

Maine Workers' Compensation Board

Lost Time FROI Filing Benchmark: 85%

Initial Indemnity Payment Benchmark: 87%

▲ Indicates benchmark met or exceeded

▼ Indicates benchmark not met

INSURANCE GROUP COMPLIANCE

Lost Time FROI and Initial Indemnity Payments

Second Quarter 2023

4/1/2023 - 6/30/2023

Insurance Company	Total Lost Time FROIs Filed	Lost Time FROIs Filed Timely	Compliance Percentage	Total Initial Indemnity Payments Made	Initial Indemnity Payments Made Timely	Compliance Percentage
FAIRFAX FINANCIAL GROUP	FROIs Filed	Timely FROIs	Compliance	Payments Made	Timely Payments	Compliance
CA257 NORTH RIVER INSURANCE	*	*	*	*	*	*
CA375 UNITED STATES FIRE INSURANCE	*	*	*	*	*	*
13145 ZENITH INSURANCE	*	*	*	*	*	*
Total	*	*	*	*	*	*
FAIRFAX FINANCIAL GROUP TPA Administered Claims						
CA040 BROADSPIRE SERVICES	4	4	100%	No Filings	No Filings	No Filings
TPA Total	4	4	100% ▲	No Filings	No Filings	No Filings
FAIRFAX FINANCIAL GROUP Group Total	4	4	100% ▲	No Filings	No Filings	No Filings
FEDERATED MUTUAL INSURANCE	FROIs Filed	Timely FROIs	Compliance	Payments Made	Timely Payments	Compliance
CA091 FEDERATED MUTUAL INSURANCE	1	0	0%	1	0	0%
Total	1	0	0% ▼	1	0	0% ▼
FEDERATED MUTUAL INSURANCE Group Total	1	0	0% ▼	1	0	0% ▼
FUTURECOMP	FROIs Filed	Timely FROIs	Compliance	Payments Made	Timely Payments	Compliance
CA175 FUTURECOMP	31	31	100%	5	4	80%
Total	31	31	100% ▲	5	4	80% ▼
FUTURECOMP Group Total	31	31	100% ▲	5	4	80% ▼
GALLAGHER BASSETT SERVICES	FROIs Filed	Timely FROIs	Compliance	Payments Made	Timely Payments	Compliance
CA190 GALLAGHER BASSETT SERVICES	235	197	84%	54	25	46%
Total	235	197	84% ▼	54	25	46% ▼
GALLAGHER BASSETT SERVICES Group Total	235	197	84% ▼	54	25	46% ▼
GROUP 1001 INS HOLDINGS GRP	FROIs Filed	Timely FROIs	Compliance	Payments Made	Timely Payments	Compliance
CLEAR SPRING PROPERTY & CASUALTY	*	*	*	*	*	*
Total	*	*	*	*	*	*
GROUP 1001 INS HOLDINGS GRP TPA Administered Claims						
CA300 SEDGWICK CLAIMS MANAGEMENT SERVICES	2	0	0%	1	0	0%
TPA Total	2	0	0% ▼	1	0	0% ▼
GROUP 1001 INS HOLDINGS GRP Group Total	2	0	0% ▼	1	0	0% ▼
GUARD INSURANCE	FROIs Filed	Timely FROIs	Compliance	Payments Made	Timely Payments	Compliance
CA019 AMGUARD INSURANCE	5	4	80%	1	1	100%
CA272 NORGUARD INSURANCE	3	2	67%	No Filings	No Filings	No Filings
Total	8	6	75% ▼	1	1	100% ▲
GUARD INSURANCE Group Total	8	6	75% ▼	1	1	100% ▲

Maine Workers' Compensation Board
 Lost Time FROI Filing Benchmark: 85%
 Initial Indemnity Payment Benchmark: 87%

▲ Indicates benchmark met or exceeded
 ▼ Indicates benchmark not met

INSURANCE GROUP COMPLIANCE

Lost Time FROI and Initial Indemnity Payments

Second Quarter 2023

4/1/2023 - 6/30/2023

Insurance Company	Total Lost Time FROIs Filed	Lost Time FROIs Filed Timely	Compliance Percentage	Total Initial Indemnity Payments Made	Initial Indemnity Payments Made Timely	Compliance Percentage
GUIDEONE INS GROUP	FROIs Filed	Timely FROIs	Compliance	Payments Made	Timely Payments	Compliance
GUIDEONE INSURANCE	*	*	*	*	*	*
Total	*	*	*	*	*	*
GUIDEONE INS GROUP TPA Administered Claims						
CA116 CORVEL ENTERPRISE COMP	No Filings	No Filings	No Filings	1	1	100%
TPA Total	No Filings	No Filings	No Filings	1	1	100% ▲
GUIDEONE INS GROUP Group Total	No Filings	No Filings	No Filings	1	1	100% ▲
HANOVER INSURANCE	FROIs Filed	Timely FROIs	Compliance	Payments Made	Timely Payments	Compliance
CA428 ALLMERICA FINANCIAL BENEFIT INSURANCE	1	0	0%	1	1	100%
CA048 CITIZENS INSURANCE COMPANY OF AMERICA	2	1	50%	No Filings	No Filings	No Filings
CA429 HANOVER AMERICAN INSURANCE	2	0	0%	No Filings	No Filings	No Filings
CA228 MASSACHUSETTS BAY INSURANCE	3	2	67%	No Filings	No Filings	No Filings
Total	8	3	38% ▼	1	1	100% ▲
HANOVER INSURANCE Group Total	8	3	38% ▼	1	1	100% ▲
HARTFORD INSURANCE	FROIs Filed	Timely FROIs	Compliance	Payments Made	Timely Payments	Compliance
CA188 HARTFORD ACCIDENT & INDEMNITY	1	1	100%	1	1	100%
CA185 HARTFORD CASUALTY INSURANCE	1	1	100%	No Filings	No Filings	No Filings
CA203 HARTFORD FIRE INSURANCE	12	10	83%	6	5	83%
CA186 HARTFORD INSURANCE COMPANY OF THE MIDWEST	1	1	100%	No Filings	No Filings	No Filings
CA187 HARTFORD UNDERWRITERS INSURANCE	3	1	33%	No Filings	No Filings	No Filings
CA288 PROPERTY & CASUALTY INSURANCE COMPANY OF HARTFORD	12	7	58%	6	6	100%
CA319 TRUMBULL INSURANCE	1	1	100%	No Filings	No Filings	No Filings
CA321 TWIN CITY FIRE INSURANCE	6	4	67%	4	4	100%
Total	37	26	70% ▼	17	16	94% ▲
HARTFORD INSURANCE TPA Administered Claims						
CA472 AIM MUTUAL INSURANCE	1	1	100%	No Filings	No Filings	No Filings
CA070 CANNON COCHRAN MANAGEMENT SERVICES	1	1	100%	No Filings	No Filings	No Filings
CA300 SEDGWICK CLAIMS MANAGEMENT SERVICES	4	2	50%	No Filings	No Filings	No Filings
TPA Total	6	4	67% ▼	No Filings	No Filings	No Filings
HARTFORD INSURANCE Group Total	43	30	70% ▼	17	16	94% ▲
HELMSMAN MANAGEMENT SERVICES	FROIs Filed	Timely FROIs	Compliance	Payments Made	Timely Payments	Compliance
CA204 HELMSMAN MANAGEMENT SERVICES	25	15	60%	6	6	100%
Total	25	15	60% ▼	6	6	100% ▲
HELMSMAN MANAGEMENT SERVICES Group Total	25	15	60% ▼	6	6	100% ▲

INSURANCE GROUP COMPLIANCE

Lost Time FROI and Initial Indemnity Payments

Second Quarter 2023

4/1/2023 - 6/30/2023

Insurance Company	Total Lost Time FROIs Filed	Lost Time FROIs Filed Timely	Compliance Percentage	Total Initial Indemnity Payments Made	Initial Indemnity Payments Made Timely	Compliance Percentage
LIBERTY MUTUAL INSURANCE	FROIs Filed	Timely FROIs	Compliance	Payments Made	Timely Payments	Compliance
CA003 AMERICAN FIRE & CASUALTY INSURANCE	2	0	0%	No Filings	No Filings	No Filings
CA380 EMPLOYERS INSURANCE OF WAUSAU	3	1	33%	2	1	50%
CA210 LIBERTY MUTUAL INSURANCE	69	54	78%	33	32	97%
CA406 OHIO CASUALTY INSURANCE	3	3	100%	3	2	67%
CA407 OHIO SECURITY INSURANCE	5	3	60%	3	3	100%
Total	82	61	74% ▼	41	38	93% ▲
LIBERTY MUTUAL INSURANCE TPA Administered Claims						
CA022 AMERICAN ZURICH	3	3	100%	No Filings	No Filings	No Filings
CA160 ESIS	2	1	50%	1	0	0%
CA190 GALLAGHER BASSETT SERVICES	1	1	100%	1	1	100%
CA300 SEDGWICK CLAIMS MANAGEMENT SERVICES	4	3	75%	No Filings	No Filings	No Filings
TPA Total	10	8	80% ▼	2	1	50% ▼
LIBERTY MUTUAL INSURANCE Group Total	92	69	75% ▼	43	39	91% ▲
MAINE EMPLOYERS' MUTUAL INSURANCE	FROIs Filed	Timely FROIs	Compliance	Payments Made	Timely Payments	Compliance
CA260 MAINE EMPLOYERS' MUTUAL INSURANCE	1121	827	74%	297	263	89%
Total	1121	827	74% ▼	297	263	89% ▲
MAINE EMPLOYERS' MUTUAL INSURANCE TPA Administered Claims						
CA116 CORVEL ENTERPRISE COMP	2	1	50%	No Filings	No Filings	No Filings
TPA Total	2	1	50% ▼	No Filings	No Filings	No Filings
MAINE EMPLOYERS' MUTUAL INSURANCE Group Total	1123	828	74% ▼	297	263	89% ▲
MAINE HEALTHCARE ASSOCIATION	FROIs Filed	Timely FROIs	Compliance	Payments Made	Timely Payments	Compliance
CA234 MAINE HEALTHCARE ASSOCIATION	16	12	75%	4	4	100%
Total	16	12	75% ▼	4	4	100% ▲
MAINE HEALTHCARE ASSOCIATION Group Total	16	12	75% ▼	4	4	100% ▲
MAINE MOTOR TRANSPORT ASSOCIATION	FROIs Filed	Timely FROIs	Compliance	Payments Made	Timely Payments	Compliance
CA230 MAINE MOTOR TRANSPORT ASSOCIATION	25	24	96%	7	6	86%
Total	25	24	96% ▲	7	6	86% ▼
MAINE MOTOR TRANSPORT ASSOCIATION Group Total	25	24	96% ▲	7	6	86% ▼
MAINE MUNICIPAL ASSOCIATION	FROIs Filed	Timely FROIs	Compliance	Payments Made	Timely Payments	Compliance
CA225 MAINE MUNICIPAL ASSOCIATION	183	180	98%	41	36	88%
Total	183	180	98% ▲	41	36	88% ▲
MAINE MUNICIPAL ASSOCIATION Group Total	183	180	98% ▲	41	36	88% ▲

Maine Workers' Compensation Board
 Lost Time FROI Filing Benchmark: 85%
 Initial Indemnity Payment Benchmark: 87%

▲ Indicates benchmark met or exceeded
 ▼ Indicates benchmark not met

INSURANCE GROUP COMPLIANCE

Lost Time FROI and Initial Indemnity Payments

Second Quarter 2023

4/1/2023 - 6/30/2023

Insurance Company	Total Lost Time FROIs Filed	Lost Time FROIs Filed Timely	Compliance Percentage	Total Initial Indemnity Payments Made	Initial Indemnity Payments Made Timely	Compliance Percentage
MAINE SCHOOL MANAGEMENT ASSOCIATION	FROIs Filed	Timely FROIs	Compliance	Payments Made	Timely Payments	Compliance
CA250 MAINE SCHOOL MANAGEMENT ASSOCIATION	63	61	97%	21	21	100%
Total	63	61	97% ▲	21	21	100% ▲
MAINE SCHOOL MANAGEMENT ASSOCIATION Group Total	63	61	97% ▲	21	21	100% ▲
MARKEL CORP GROUP	FROIs Filed	Timely FROIs	Compliance	Payments Made	Timely Payments	Compliance
CA434 MARKEL SERVICE INCORPORATED	1	1	100%	1	1	100%
Total	1	1	100% ▲	1	1	100% ▲
MARKEL CORP GROUP Group Total	1	1	100% ▲	1	1	100% ▲
MITSUI SUMITOMO INS CO OF AMERICA	FROIs Filed	Timely FROIs	Compliance	Payments Made	Timely Payments	Compliance
MITSUI SUMITOMO INS CO OF AMERICA	*	*	*	*	*	*
Total	*	*	*	*	*	*
MITSUI SUMITOMO INS CO OF AMERICA TPA Administered Claims	FROIs Filed	Timely FROIs	Compliance	Payments Made	Timely Payments	Compliance
CA070 CANNON COCHRAN MANAGEMENT SERVICES	1	1	100%	No Filings	No Filings	No Filings
TPA Total	1	1	100% ▲	No Filings	No Filings	No Filings
MITSUI SUMITOMO INS CO OF AMERICA Group Total	1	1	100% ▲	No Filings	No Filings	No Filings
NATIONWIDE INSURANCE	FROIs Filed	Timely FROIs	Compliance	Payments Made	Timely Payments	Compliance
CA289 NATIONAL CASUALTY	1	1	100%	No Filings	No Filings	No Filings
Total	1	1	100% ▲	No Filings	No Filings	No Filings
NATIONWIDE INSURANCE Group Total	1	1	100% ▲	No Filings	No Filings	No Filings
NEXT LEVEL ADMINISTRATOR LLC	FROIs Filed	Timely FROIs	Compliance	Payments Made	Timely Payments	Compliance
CA433 NEXT LEVEL ADMINISTRATOR LLC	2	1	50%	1	1	100%
Total	2	1	50% ▼	1	1	100% ▲
NEXT LEVEL ADMINISTRATOR LLC Group Total	2	1	50% ▼	1	1	100% ▲
NGM INSURANCE	FROIs Filed	Timely FROIs	Compliance	Payments Made	Timely Payments	Compliance
CA265 NGM INSURANCE	*	*	*	*	*	*
Total	*	*	*	*	*	*
NGM INSURANCE TPA Administered Claims	FROIs Filed	Timely FROIs	Compliance	Payments Made	Timely Payments	Compliance
CA300 SEDGWICK CLAIMS MANAGEMENT SERVICES	1	1	100%	No Filings	No Filings	No Filings
TPA Total	1	1	100% ▲	No Filings	No Filings	No Filings
NGM INSURANCE Group Total	1	1	100% ▲	No Filings	No Filings	No Filings

INSURANCE GROUP COMPLIANCE

Lost Time FROI and Initial Indemnity Payments

Second Quarter 2023

4/1/2023 - 6/30/2023

Insurance Company	Total Lost Time FROIs Filed	Lost Time FROIs Filed Timely	Compliance Percentage	Total Initial Indemnity Payments Made	Initial Indemnity Payments Made Timely	Compliance Percentage
OLD REPUBLIC INSURANCE	FROIs Filed	Timely FROIs	Compliance	Payments Made	Timely Payments	Compliance
OLD REPUBLIC GENERAL INSURANCE CORP.	*	*	*	*	*	*
OLD REPUBLIC INSURANCE	*	*	*	*	*	*
Total	*	*	*	*	*	*
OLD REPUBLIC INSURANCE TPA Administered Claims						
CA040 BROADSPIRE SERVICES	No Filings	No Filings	No Filings	1	1	100%
CA070 CANNON COCHRAN MANAGEMENT SERVICES	13	7	54%	2	2	100%
CA116 CORVEL ENTERPRISE COMP	2	1	50%	1	1	100%
CA190 GALLAGHER BASSETT SERVICES	9	6	67%	1	0	0%
CA204 HELMSMAN MANAGEMENT SERVICES	1	1	100%	No Filings	No Filings	No Filings
CA280 RISK ENTERPRISE MANAGEMENT	5	0	0%	No Filings	No Filings	No Filings
CA300 SEDGWICK CLAIMS MANAGEMENT SERVICES	8	7	88%	2	2	100%
TPA Total	38	22	58% ▼	7	6	86% ▼
OLD REPUBLIC INSURANCE Group Total	38	22	58% ▼	7	6	86% ▼
PENNSYLVANIA MFG ASSN	FROIs Filed	Timely FROIs	Compliance	Payments Made	Timely Payments	Compliance
MANUFACTURERS ALLIANCE INSURANCE	*	*	*	*	*	*
PENNSYLVANIA MFG ASSN	*	*	*	*	*	*
PENNSYLVANIA MFG INDEMNITY CO	*	*	*	*	*	*
Total	*	*	*	*	*	*
PENNSYLVANIA MFG ASSN TPA Administered Claims						
CA190 GALLAGHER BASSETT SERVICES	15	10	67%	1	0	0%
CA323 THE AMERICAN EQUITY UNDERWRITERS	2	0	0%	No Filings	No Filings	No Filings
TPA Total	17	10	59% ▼	1	0	0% ▼
PENNSYLVANIA MFG ASSN Group Total	17	10	59% ▼	1	0	0% ▼
PROTECTIVE INSURANCE	FROIs Filed	Timely FROIs	Compliance	Payments Made	Timely Payments	Compliance
CA277 PROTECTIVE INSURANCE COMPANY	*	*	*	*	*	*
Total	*	*	*	*	*	*
PROTECTIVE INSURANCE TPA Administered Claims						
CA040 BROADSPIRE SERVICES	4	2	50%	No Filings	No Filings	No Filings
TPA Total	4	2	50% ▼	No Filings	No Filings	No Filings
PROTECTIVE INSURANCE Group Total	4	2	50% ▼	No Filings	No Filings	No Filings

INSURANCE GROUP COMPLIANCE

Lost Time FROI and Initial Indemnity Payments

Second Quarter 2023

4/1/2023 - 6/30/2023

Insurance Company	Total Lost Time FROIs Filed	Lost Time FROIs Filed Timely	Compliance Percentage	Total Initial Indemnity Payments Made	Initial Indemnity Payments Made Timely	Compliance Percentage
QBE INSURANCE GROUP	FROIs Filed	Timely FROIs	Compliance	Payments Made	Timely Payments	Compliance
QBE INSURANCE GROUP	*	*	*	*	*	*
Total	*	*	*	*	*	*
QBE INSURANCE GROUP TPA Administered Claims						
CA300 SEDGWICK CLAIMS MANAGEMENT SERVICES	3	1	33%	2	0	0%
TPA Total	3	1	33% ▼	2	0	0% ▼
QBE INSURANCE GROUP Group Total	3	1	33% ▼	2	0	0% ▼
RISK ENTERPRISE MANAGEMENT	FROIs Filed	Timely FROIs	Compliance	Payments Made	Timely Payments	Compliance
CA280 RISK ENTERPRISE MANANGEMENT	6	0	0%	1	0	0%
Total	6	0	0% ▼	1	0	0% ▼
RISK ENTERPRISE MANAGEMENT Group Total	6	0	0% ▼	1	0	0% ▼
RYDER SERVICES	FROIs Filed	Timely FROIs	Compliance	Payments Made	Timely Payments	Compliance
CA295 RYDER SERVICES	1	0	0%	No Filings	No Filings	No Filings
Total	1	0	0% ▼	No Filings	No Filings	No Filings
RYDER SERVICES Group Total	1	0	0% ▼	No Filings	No Filings	No Filings
SAFETY NATIONAL CASUALTY CORP	FROIs Filed	Timely FROIs	Compliance	Payments Made	Timely Payments	Compliance
SAFETY NATIONAL CASUALTY CORP	*	*	*	*	*	*
Total	*	*	*	*	*	*
SAFETY NATIONAL CASUALTY CORP TPA Administered Claims						
CA040 BROADSPIRE SERVICES	5	4	80%	1	1	100%
CA116 CORVEL ENTERPRISE COMP	6	0	0%	1	1	100%
CA190 GALLAGHER BASSETT SERVICES	13	12	92%	5	4	80%
CA280 RISK ENTERPRISE MANAGEMENT	1	0	0%	1	0	0%
CA300 SEDGWICK CLAIMS MANAGEMENT SERVICES	9	5	56%	No Filings	No Filings	No Filings
TPA Total	34	21	62% ▼	8	6	75% ▼
SAFETY NATIONAL CASUALTY CORP Group Total	34	21	62% ▼	8	6	75% ▼
SAGAMORE INSURANCE	FROIs Filed	Timely FROIs	Compliance	Payments Made	Timely Payments	Compliance
SAGAMORE INSURANCE	*	*	*	*	*	*
Total	*	*	*	*	*	*
SAGAMORE INSURANCE TPA Administered Claims						
CA040 BROADSPIRE SERVICES	3	0	0%	1	0	0%
TPA Total	3	0	0% ▼	1	0	0% ▼
SAGAMORE INSURANCE Group Total	3	0	0% ▼	1	0	0% ▼

INSURANCE GROUP COMPLIANCE

Lost Time FROI and Initial Indemnity Payments

Second Quarter 2023

4/1/2023 - 6/30/2023

Insurance Company	Total Lost Time FROIs Filed	Lost Time FROIs Filed Timely	Compliance Percentage	Total Initial Indemnity Payments Made	Initial Indemnity Payments Made Timely	Compliance Percentage
SEDGWICK CLAIMS MANAGEMENT SERVICES	FROIs Filed	Timely FROIs	Compliance	Payments Made	Timely Payments	Compliance
CA300 SEDGWICK CLAIMS MANAGEMENT SERVICES	204	160	78%	45	28	62%
Total	204	160	78% ▼	45	28	62% ▼
SEDGWICK CLAIMS MANAGEMENT SERVICES Group Total	204	160	78% ▼	45	28	62% ▼
SENTRY INSURANCE	FROIs Filed	Timely FROIs	Compliance	Payments Made	Timely Payments	Compliance
CA426 MIDDLESEX INSURANCE COMPANY	5	2	40%	2	2	100%
CA402 SENTRY CASUALTY	6	4	67%	3	3	100%
CA305 SENTRY INSURANCE	3	3	100%	No Filings	No Filings	No Filings
Total	14	9	64% ▼	5	5	100% ▲
SENTRY INSURANCE Group Total	14	9	64% ▼	5	5	100% ▲
SERVICE AMERICAN INDEMNITY	FROIs Filed	Timely FROIs	Compliance	Payments Made	Timely Payments	Compliance
SERVICE AMERICAN INDEMNITY	*	*	*	*	*	*
Total	*	*	*	*	*	*
SERVICE AMERICAN INDEMNITY TPA Administered Claims						
CA040 BROADSPIRE SERVICES	2	1	50%	No Filings	No Filings	No Filings
TPA Total	2	1	50% ▼	No Filings	No Filings	No Filings
SERVICE AMERICAN INDEMNITY Group Total	2	1	50% ▼	No Filings	No Filings	No Filings
SOMPO JAPAN INSURANCE	FROIs Filed	Timely FROIs	Compliance	Payments Made	Timely Payments	Compliance
SOMPO JAPAN INSURANCE COMPANY OF AMERICA	*	*	*	*	*	*
Total	*	*	*	*	*	*
SOMPO JAPAN INSURANCE TPA Administered Claims						
CA190 GALLAGHER BASSETT SERVICES	3	2	67%	1	1	100%
TPA Total	3	2	67% ▼	1	1	100% ▲
SOMPO JAPAN INSURANCE Group Total	3	2	67% ▼	1	1	100% ▲
STARR INDEMNITY INSURANCE	FROIs Filed	Timely FROIs	Compliance	Payments Made	Timely Payments	Compliance
STARR INDEMNITY INSURANCE	*	*	*	*	*	*
Total	*	*	*	*	*	*
STARR INDEMNITY INSURANCE TPA Administered Claims						
CA190 GALLAGHER BASSETT SERVICES	15	13	87%	2	2	100%
CA300 SEDGWICK CLAIMS MANAGEMENT SERVICES	6	4	67%	1	0	0%
TPA Total	21	17	81% ▼	3	2	67% ▼
STARR INDEMNITY INSURANCE Group Total	21	17	81% ▼	3	2	67% ▼

INSURANCE GROUP COMPLIANCE

Lost Time FROI and Initial Indemnity Payments

Second Quarter 2023

4/1/2023 - 6/30/2023

Insurance Company	Total Lost Time FROIs Filed	Lost Time FROIs Filed Timely	Compliance Percentage	Total Initial Indemnity Payments Made	Initial Indemnity Payments Made Timely	Compliance Percentage
STARSTONE NATIONAL INSURANCE	FROIs Filed	Timely FROIs	Compliance	Payments Made	Timely Payments	Compliance
STARSTONE NATIONAL INSURANCE	*	*	*	*	*	*
Total	*	*	*	*	*	*
STARSTONE NATIONAL INSURANCE TPA Administered Claims						
CA070 CANNON COCHRAN MANAGEMENT SERVICES	2	1	50%	1	1	100%
TPA Total	2	1	50% ▼	1	1	100% ▲
STARSTONE NATIONAL INSURANCE Group Total	2	1	50% ▼	1	1	100% ▲
STATE OF MAINE WORKERS' COMPENSATION TRUST	FROIs Filed	Timely FROIs	Compliance	Payments Made	Timely Payments	Compliance
CA307 STATE OF MAINE WORKERS' COMPENSATION TRUST	109	96	88%	16	15	94%
Total	109	96	88% ▲	16	15	94% ▲
STATE OF MAINE WORKERS' COMPENSATION TRUST Group Total	109	96	88% ▲	16	15	94% ▲
SYNERNET	FROIs Filed	Timely FROIs	Compliance	Payments Made	Timely Payments	Compliance
CA320 SYNERNET	171	167	98%	38	32	84%
Total	171	167	98% ▲	38	32	84% ▼
SYNERNET Group Total	171	167	98% ▲	38	32	84% ▼
THE AMERICAN EQUITY UNDERWRITERS	FROIs Filed	Timely FROIs	Compliance	Payments Made	Timely Payments	Compliance
CA323 THE AMERICAN EQUITY UNDERWRITERS	3	1	33%	No Filings	No Filings	No Filings
Total	3	1	33% ▼	No Filings	No Filings	No Filings
THE AMERICAN EQUITY UNDERWRITERS Group Total	3	1	33% ▼	No Filings	No Filings	No Filings
TOKIO MARINE INSURANCE	FROIs Filed	Timely FROIs	Compliance	Payments Made	Timely Payments	Compliance
CA414 TOKIO MARINE AMERICA INSURANCE	No Filings	No Filings	No Filings	1	1	100%
Total	No Filings	No Filings	No Filings	1	1	100% ▲
TOKIO MARINE INSURANCE Group Total	No Filings	No Filings	No Filings	1	1	100% ▲

Maine Workers' Compensation Board
 Lost Time FROI Filing Benchmark: 85%
 Initial Indemnity Payment Benchmark: 87%

▲ Indicates benchmark met or exceeded
 ▼ Indicates benchmark not met

INSURANCE GROUP COMPLIANCE

Lost Time FROI and Initial Indemnity Payments

Second Quarter 2023

4/1/2023 - 6/30/2023

Insurance Company	Total Lost Time FROIs Filed	Lost Time FROIs Filed Timely	Compliance Percentage	Total Initial Indemnity Payments Made	Initial Indemnity Payments Made Timely	Compliance Percentage
TRAVELERS INSURANCE	FROIs Filed	Timely FROIs	Compliance	Payments Made	Timely Payments	Compliance
CA072 CHARTER OAK FIRE INSURANCE	11	7	64%	6	3	50%
CA164 FARMINGTON CASUALTY	1	1	100%	1	0	0%
CA284 PHOENIX INSURANCE	1	0	0%	1	1	100%
CA306 STANDARD FIRE INSURANCE	26	12	46%	20	17	85%
CA348 TRAVELERS CASUALTY INSURANCE COMPANY OF AMERICA	4	2	50%	2	0	0%
CA349 TRAVELERS COMMERCIAL CASUALTY	2	2	100%	2	2	100%
CA346 TRAVELERS INDEMNITY COMPANY OF AMERICA	3	2	67%	1	1	100%
CA345 TRAVELERS PROPERTY CASUALTY INSURANCE	2	2	100%	1	1	100%
Total	50	28	56% ▼	34	25	74% ▼
TRAVELERS INSURANCE TPA Administered Claims						
CA110 CONSTITUTION STATE SERVICES	2	0	0%	2	2	100%
CA300 SEDGWICK CLAIMS MANAGEMENT SERVICES	4	3	75%	1	1	100%
TPA Total	6	3	50% ▼	3	3	100% ▲
TRAVELERS INSURANCE Group Total	56	31	55% ▼	37	28	76% ▼
VANLINER INSURANCE	FROIs Filed	Timely FROIs	Compliance	Payments Made	Timely Payments	Compliance
CA379 VANLINER INSURANCE	4	4	100%	2	1	50%
Total	4	4	100% ▲	2	1	50% ▼
VANLINER INSURANCE Group Total	4	4	100% ▲	2	1	50% ▼
WALMART CLAIMS SERVICES	FROIs Filed	Timely FROIs	Compliance	Payments Made	Timely Payments	Compliance
CA100 WALMART CLAIMS SERVICES	80	72	90%	6	6	100%
Total	80	72	90% ▲	6	6	100% ▲
WALMART CLAIMS SERVICES Group Total	80	72	90% ▲	6	6	100% ▲
XL INSURANCE	FROIs Filed	Timely FROIs	Compliance	Payments Made	Timely Payments	Compliance
CA384 XL INSURANCE	*	*	*	*	*	*
Total	*	*	*	*	*	*
XL INSURANCE TPA Administered Claims						
CA110 CONSTITUTION STATE SERVICES	1	0	0%	1	1	100%
CA117 COTTINGHAM & BUTLER CLAIMS SERVICES	No Filings	No Filings	No Filings	1	1	100%
CA190 GALLAGHER BASSETT SERVICES	1	1	100%	1	0	0%
CA300 SEDGWICK CLAIMS MANAGEMENT SERVICES	5	3	60%	1	1	100%
TPA Total	7	4	57% ▼	4	3	75% ▼
XL INSURANCE Group Total	7	4	57% ▼	4	3	75% ▼

INSURANCE GROUP COMPLIANCE

Lost Time FROI and Initial Indemnity Payments

Second Quarter 2023

4/1/2023 - 6/30/2023

Insurance Company	Total Lost Time FROIs Filed	Lost Time FROIs Filed Timely	Compliance Percentage	Total Initial Indemnity Payments Made	Initial Indemnity Payments Made Timely	Compliance Percentage
ZURICH INSURANCE	FROIs Filed	Timely FROIs	Compliance	Payments Made	Timely Payments	Compliance
CA021 AMERICAN GUARANTEE & LIABILITY	2	2	100%	1	1	100%
CA022 AMERICAN ZURICH	22	18	82%	8	7	88%
CA400 ZURICH AMERICAN INSURANCE	6	5	83%	3	3	100%
Total	30	25	83% ▼	12	11	92% ▲
ZURICH INSURANCE TPA Administered Claims						
CA040 BROADSPIRE SERVICES	2	2	100%	1	1	100%
CA080 CHESTERFIELD SERVICES	1	1	100%	1	1	100%
CA116 CORVEL ENTERPRISE COMP	14	10	71%	5	5	100%
CA117 COTTINGHAM & BUTLER CLAIMS SERVICES	1	0	0%	No Filings	No Filings	No Filings
CA160 ESIS	No Filings	No Filings	No Filings	1	1	100%
CA190 GALLAGHER BASSETT SERVICES	27	23	85%	9	4	44%
CA300 SEDGWICK CLAIMS MANAGEMENT SERVICES	5	5	100%	No Filings	No Filings	No Filings
TPA Total	50	41	82% ▼	17	12	71% ▼
ZURICH INSURANCE Group Total	80	66	83% ▼	29	23	79% ▼

Maine Workers' Compensation Board

Lost Time FROI Filing Benchmark: 85%

Initial Indemnity Payment Benchmark: 87%

▲ Indicates benchmark met or exceeded

▼ Indicates benchmark not met

Appendix B

**Insurance Group Compliance
Initial MOP and Initial Indemnity NOC Filings
Second Quarter
4/1/2023-6/30/2023**

INSURANCE GROUP COMPLIANCE

Initial MOP and Initial Indemnity NOC Filings

Second Quarter 2023

4/1/2023 - 6/30/2023

Insurance Company	Total Initial MOPs Filed	Initial MOPs Filed Timely	Compliance Percentage	Total Initial Indemnity NOCs Filed	Initial Indemnity NOCs Filed Timely	Compliance Percentage
ACADIA INSURANCE	MOPs Filed	Timely MOPs	Compliance	NOCs Filed	Timely NOCs	Compliance
CA010 ACADIA INSURANCE	14	13	93%	5	5	100%
Total	14	13	93% ▲	5	5	100% ▲
ACADIA INSURANCE Group Total	14	13	93% ▲	5	5	100% ▲
ACCIDENT FUND INSURANCE	MOPs Filed	Timely MOPs	Compliance	NOCs Filed	Timely NOCs	Compliance
ACCIDENT FUND INSURANCE	*	*	*	*	*	*
Total	*	*	*	*	*	*
ACCIDENT FUND INSURANCE TPA Administered Claims						
CA190 GALLAGHER BASSETT SERVICES	No Filings	No Filings	No Filings	No Filings	No Filings	No Filings
TPA Total	No Filings	No Filings	No Filings	No Filings	No Filings	No Filings
ACCIDENT FUND INSURANCE Group Total	No Filings	No Filings	No Filings	No Filings	No Filings	No Filings
ACUITY MUTUAL INSURANCE	MOPs Filed	Timely MOPs	Compliance	NOCs Filed	Timely NOCs	Compliance
CA418 ACUITY MUTUAL INSURANCE	No Filings	No Filings	No Filings	No Filings	No Filings	No Filings
Total	No Filings	No Filings	No Filings	No Filings	No Filings	No Filings
ACUITY MUTUAL INSURANCE Group Total	No Filings	No Filings	No Filings	No Filings	No Filings	No Filings
AIG INSURANCE	MOPs Filed	Timely MOPs	Compliance	NOCs Filed	Timely NOCs	Compliance
CA015 AIG CLAIMS, INC	*	*	*	*	*	*
Total	*	*	*	*	*	*
AIG INSURANCE TPA Administered Claims						
CA040 BROADSPIRE SERVICES	No Filings	No Filings	No Filings	No Filings	No Filings	No Filings
CA116 CORVEL ENTERPRISE COMP	2	0	0%	1	1	100%
CA160 ESIS	4	2	50%	2	2	100%
CA190 GALLAGHER BASSETT SERVICES	2	1	50%	4	3	75%
CA204 HELMSMAN MANAGEMENT SERVICES	2	2	100%	No Filings	No Filings	No Filings
CA300 SEDGWICK CLAIMS MANAGEMENT SERVICES	3	0	0%	3	3	100%
TPA Total	13	5	38% ▼	10	9	90% ▲
AIG INSURANCE Group Total	13	5	38% ▼	10	9	90% ▲
AIM MUTUAL GROUP	MOPs Filed	Timely MOPs	Compliance	NOCs Filed	Timely NOCs	Compliance
CA472 AIM MUTUAL INSURANCE	2	1	50%	No Filings	No Filings	No Filings
Total	2	1	50% ▼	No Filings	No Filings	No Filings
AIM MUTUAL GROUP Group Total	2	1	50% ▼	No Filings	No Filings	No Filings

Maine Workers' Compensation Board

Initial MOP Filing Benchmark: 85%

Initial Indemnity NOC Benchmark: 90%

▲ Indicates benchmark met or exceeded

▼ Indicates benchmark not met

INSURANCE GROUP COMPLIANCE

Initial MOP and Initial Indemnity NOC Filings

Second Quarter 2023

4/1/2023 - 6/30/2023

Insurance Company	Total Initial MOPs Filed	Initial MOPs Filed Timely	Compliance Percentage	Total Initial Indemnity NOCs Filed	Initial Indemnity NOCs Filed Timely	Compliance Percentage
AMERICAN FINANCIAL GROUP	MOPs Filed	Timely MOPs	Compliance	NOCs Filed	Timely NOCs	Compliance
CA192 GREAT AMERICAN ALLIANCE INSURANCE	No Filings	No Filings	No Filings	No Filings	No Filings	No Filings
CA267 NATIONAL INTERSTATE INSURANCE COMPANY	1	1	100%	No Filings	No Filings	No Filings
CA494 TRIUMPHE CASUALTY	*	*	*	*	*	*
Total	1	1	100% ▲	No Filings	No Filings	No Filings
AMERICAN FINANCIAL GROUP TPA Administered Claims						
CA323 THE AMERICAN EQUITY UNDERWRITERS	No Filings	No Filings	No Filings	No Filings	No Filings	No Filings
TPA Total	No Filings	No Filings	No Filings	No Filings	No Filings	No Filings
AMERICAN FINANCIAL GROUP Group Total	1	1	100% ▲	No Filings	No Filings	No Filings
AMERISURE INSURANCE	MOPs Filed	Timely MOPs	Compliance	NOCs Filed	Timely NOCs	Compliance
CA013 AMERISURE INSURANCE	*	*	*	*	*	*
Total	*	*	*	*	*	*
AMERISURE INSURANCE TPA Administered Claims						
CA190 GALLAGHER BASSETT SERVICES	No Filings	No Filings	No Filings	No Filings	No Filings	No Filings
TPA Total	No Filings	No Filings	No Filings	No Filings	No Filings	No Filings
AMERISURE INSURANCE Group Total	No Filings	No Filings	No Filings	No Filings	No Filings	No Filings
AMTRUST INSURANCE	MOPs Filed	Timely MOPs	Compliance	NOCs Filed	Timely NOCs	Compliance
CA437 AMTRUST NORTH AMERICA	1	0	0%	3	3	100%
CA342 TECHNOLOGY INSURANCE	No Filings	No Filings	No Filings	1	0	0%
CA381 WESCO INSURANCE	4	2	50%	4	4	100%
Total	5	2	40% ▼	8	7	88% ▼
AMTRUST INSURANCE Group Total	5	2	40% ▼	8	7	88% ▼
ARCH INSURANCE	MOPs Filed	Timely MOPs	Compliance	NOCs Filed	Timely NOCs	Compliance
ARCH INSURANCE	*	*	*	*	*	*
Total	*	*	*	*	*	*
ARCH INSURANCE TPA Administered Claims						
CA040 BROADSPIRE SERVICES	1	1	100%	4	4	100%
CA070 CANNON COCHRAN MANAGEMENT SERVICES	No Filings	No Filings	No Filings	No Filings	No Filings	No Filings
CA116 CORVEL ENTERPRISE COMP	1	0	0%	No Filings	No Filings	No Filings
CA190 GALLAGHER BASSETT SERVICES	3	2	67%	No Filings	No Filings	No Filings
CA300 SEDGWICK CLAIMS MANAGEMENT SERVICES	No Filings	No Filings	No Filings	2	2	100%
TPA Total	5	3	60% ▼	6	6	100% ▲
ARCH INSURANCE Group Total	5	3	60% ▼	6	6	100% ▲
ARROW MUTUAL INSURANCE	MOPs Filed	Timely MOPs	Compliance	NOCs Filed	Timely NOCs	Compliance
CA024 ARROW MUTUAL INSURANCE	1	1	100%	No Filings	No Filings	No Filings
Total	1	1	100% ▲	No Filings	No Filings	No Filings
ARROW MUTUAL INSURANCE Group Total	1	1	100% ▲	No Filings	No Filings	No Filings

Maine Workers' Compensation Board

Initial MOP Filing Benchmark: 85%

Initial Indemnity NOC Benchmark: 90%

▲ Indicates benchmark met or exceeded

▼ Indicates benchmark not met

INSURANCE GROUP COMPLIANCE

Initial MOP and Initial Indemnity NOC Filings

Second Quarter 2023

4/1/2023 - 6/30/2023

Insurance Company	Total Initial MOPs Filed	Initial MOPs Filed Timely	Compliance Percentage	Total Initial Indemnity NOCs Filed	Initial Indemnity NOCs Filed Timely	Compliance Percentage
BATH IRON WORKS	MOPs Filed	Timely MOPs	Compliance	NOCs Filed	Timely NOCs	Compliance
CA036 BATH IRON WORKS	8	6	75%	No Filings	No Filings	No Filings
Total	8	6	75% ▼	No Filings	No Filings	No Filings
BATH IRON WORKS Group Total	8	6	75% ▼	No Filings	No Filings	No Filings
BENCHMARK ADMINISTRATORS, LLC	MOPs Filed	Timely MOPs	Compliance	NOCs Filed	Timely NOCs	Compliance
CA034 BENCHMARK ADMINISTRATORS, LLC	1	0	0%	No Filings	No Filings	No Filings
Total	1	0	0% ▼	No Filings	No Filings	No Filings
BENCHMARK ADMINISTRATORS, LLC Group Total	1	0	0% ▼	No Filings	No Filings	No Filings
BERKSHIRE HATHAWAY GROUP	MOPs Filed	Timely MOPs	Compliance	NOCs Filed	Timely NOCs	Compliance
CA114 BERKSHIRE HATHAWAY HOMESTATE INSURANCE	1	0	0%	No Filings	No Filings	No Filings
CA474 NATIONAL LIABILITY AND FIRE INSURANCE	No Filings	No Filings	No Filings	No Filings	No Filings	No Filings
Total	1	0	0% ▼	No Filings	No Filings	No Filings
BERKSHIRE HATHAWAY GROUP Group Total	1	0	0% ▼	No Filings	No Filings	No Filings
BROADSPIRE SERVICES	MOPs Filed	Timely MOPs	Compliance	NOCs Filed	Timely NOCs	Compliance
CA040 BROADSPIRE SERVICES	6	5	83%	8	8	100%
Total	6	5	83% ▼	8	8	100% ▲
BROADSPIRE SERVICES Group Total	6	5	83% ▼	8	8	100% ▲
CANNON COCHRAN MANAGEMENT SERVICES	MOPs Filed	Timely MOPs	Compliance	NOCs Filed	Timely NOCs	Compliance
CA070 CANNON COCHRAN MANAGEMENT SERVICES	12	9	75%	12	11	92%
Total	12	9	75% ▼	12	11	92% ▲
CANNON COCHRAN MANAGEMENT SERVICES Group Total	12	9	75% ▼	12	11	92% ▲
CAROLINA CASUALTY INS CO	MOPs Filed	Timely MOPs	Compliance	NOCs Filed	Timely NOCs	Compliance
CAROLINA CASUALTY INS CO	*	*	*	*	*	*
Total	*	*	*	*	*	*
CAROLINA CASUALTY INS CO TPA Administered Claims						
CA190 GALLAGHER BASSETT SERVICES	2	1	50%	1	1	100%
TPA Total	2	1	50% ▼	1	1	100% ▲
CAROLINA CASUALTY INS CO Group Total	2	1	50% ▼	1	1	100% ▲
CHEROKEE INSURANCE	MOPs Filed	Timely MOPs	Compliance	NOCs Filed	Timely NOCs	Compliance
CA044 CHEROKEE INSURANCE	No Filings	No Filings	No Filings	No Filings	No Filings	No Filings
Total	No Filings	No Filings	No Filings	No Filings	No Filings	No Filings
CHEROKEE INSURANCE Group Total	No Filings	No Filings	No Filings	No Filings	No Filings	No Filings

Maine Workers' Compensation Board

Initial MOP Filing Benchmark: 85%

Initial Indemnity NOC Benchmark: 90%

▲ Indicates benchmark met or exceeded

▼ Indicates benchmark not met

INSURANCE GROUP COMPLIANCE
Initial MOP and Initial Indemnity NOC Filings
Second Quarter 2023
4/1/2023 - 6/30/2023

Insurance Company	Total Initial MOPs Filed	Initial MOPs Filed Timely	Compliance Percentage	Total Initial Indemnity NOCs Filed	Initial Indemnity NOCs Filed Timely	Compliance Percentage
CHESTERFIELD SERVICES	MOPs Filed	Timely MOPs	Compliance	NOCs Filed	Timely NOCs	Compliance
CA080 CHESTERFIELD SERVICES	1	1	100%	No Filings	No Filings	No Filings
Total	1	1	100% ▲	No Filings	No Filings	No Filings
CHESTERFIELD SERVICES Group Total	1	1	100% ▲	No Filings	No Filings	No Filings
CHUBB INSURANCE	MOPs Filed	Timely MOPs	Compliance	NOCs Filed	Timely NOCs	Compliance
ACE INSURANCE	*	*	*	*	*	*
CA046 CHUBB INSURANCE	*	*	*	*	*	*
CA090 FEDERAL INSURANCE INDEMNITY INS CO OF NORTH AMERICA	*	*	*	*	*	*
Total	*	*	*	*	*	*
CHUBB INSURANCE TPA Administered Claims						
CA040 BROADSPIRE SERVICES	1	1	100%	No Filings	No Filings	No Filings
CA070 CANNON COCHRAN MANAGEMENT SERVICES	No Filings	No Filings	No Filings	1	1	100%
CA110 CONSTITUTION STATE SERVICES	1	0	0%	1	1	100%
CA116 CORVEL ENTERPRISE COMP	3	2	67%	5	5	100%
CA160 ESIS	6	4	67%	3	3	100%
CA190 GALLAGHER BASSETT SERVICES	10	6	60%	2	2	100%
CA204 HELMSMAN MANAGEMENT SERVICES	5	5	100%	7	7	100%
CA295 RYDER SERVICES	No Filings	No Filings	No Filings	No Filings	No Filings	No Filings
CA300 SEDGWICK CLAIMS MANAGEMENT SERVICES	24	18	75%	12	11	92%
TPA Total	50	36	72% ▼	31	30	97% ▲
CHUBB INSURANCE Group Total	50	36	72% ▼	31	30	97% ▲
CHURCH MUTUAL INSURANCE	MOPs Filed	Timely MOPs	Compliance	NOCs Filed	Timely NOCs	Compliance
CA084 CHURCH MUTUAL INSURANCE	*	*	*	*	*	*
Total	*	*	*	*	*	*
CHURCH MUTUAL INSURANCE TPA Administered Claims						
CA160 ESIS	2	1	50%	No Filings	No Filings	No Filings
TPA Total	2	1	50% ▼	No Filings	No Filings	No Filings
CHURCH MUTUAL INSURANCE Group Total	2	1	50% ▼	No Filings	No Filings	No Filings
CINCINNATI FINANCIAL GROUP	MOPs Filed	Timely MOPs	Compliance	NOCs Filed	Timely NOCs	Compliance
CA438 CINCINNATI INSURANCE	No Filings	No Filings	No Filings	No Filings	No Filings	No Filings
Total	No Filings	No Filings	No Filings	No Filings	No Filings	No Filings
CINCINNATI FINANCIAL GROUP Group Total	No Filings	No Filings	No Filings	No Filings	No Filings	No Filings

INSURANCE GROUP COMPLIANCE
Initial MOP and Initial Indemnity NOC Filings
Second Quarter 2023
4/1/2023 - 6/30/2023

Insurance Company	Total Initial MOPs Filed	Initial MOPs Filed Timely	Compliance Percentage	Total Initial Indemnity NOCs Filed	Initial Indemnity NOCs Filed Timely	Compliance Percentage
CNA INSURANCE	MOPs Filed	Timely MOPs	Compliance	NOCs Filed	Timely NOCs	Compliance
CA017 AMERICAN CASUALTY COMPANY OF READING PA	1	0	0%	No Filings	No Filings	No Filings
CA083 CNA CLAIMS PLUS	2	2	100%	No Filings	No Filings	No Filings
CA314 TRANSPORTATION INSURANCE	1	1	100%	1	0	0%
CA329 VALLEY FORGE INSURANCE COMPANY	1	1	100%	No Filings	No Filings	No Filings
Total	5	4	80% ▼	1	0	0% ▼
CNA INSURANCE TPA Administered Claims						
CA040 BROADSPIRE SERVICES	No Filings	No Filings	No Filings	No Filings	No Filings	No Filings
CA190 GALLAGHER BASSETT SERVICES	1	1	100%	No Filings	No Filings	No Filings
CA300 SEDGWICK CLAIMS MANAGEMENT SERVICES	3	2	67%	5	5	100%
TPA Total	4	3	75% ▼	5	5	100% ▲
CNA INSURANCE Group Total	9	7	78% ▼	6	5	83% ▼
CONSTITUTION STATE SERVICES	MOPs Filed	Timely MOPs	Compliance	NOCs Filed	Timely NOCs	Compliance
CA110 CONSTITUTION STATE SERVICES	4	1	25%	1	1	100%
Total	4	1	25% ▼	1	1	100% ▲
CONSTITUTION STATE SERVICES Group Total	4	1	25% ▼	1	1	100% ▲
CORVEL ENTERPRISE COMP	MOPs Filed	Timely MOPs	Compliance	NOCs Filed	Timely NOCs	Compliance
CA116 CORVEL ENTERPRISE COMP	15	8	53%	13	11	85%
Total	15	8	53% ▼	13	11	85% ▼
CORVEL ENTERPRISE COMP Group Total	15	8	53% ▼	13	11	85% ▼
COTTINGHAM & BUTLER CLAIMS SERVICES	MOPs Filed	Timely MOPs	Compliance	NOCs Filed	Timely NOCs	Compliance
CA117 COTTINGHAM & BUTLER CLAIMS SERVICES	1	1	100%	No Filings	No Filings	No Filings
Total	1	1	100% ▲	No Filings	No Filings	No Filings
COTTINGHAM & BUTLER CLAIMS SERVICES Group Total	1	1	100% ▲	No Filings	No Filings	No Filings
CROSS INSURANCE	MOPs Filed	Timely MOPs	Compliance	NOCs Filed	Timely NOCs	Compliance
CA093 CROSS INSURANCE	27	26	96%	71	71	100%
Total	27	26	96% ▲	71	71	100% ▲
CROSS INSURANCE Group Total	27	26	96% ▲	71	71	100% ▲
DELHAIZE AMERICA LLC	MOPs Filed	Timely MOPs	Compliance	NOCs Filed	Timely NOCs	Compliance
CA496 DELHAIZE AMERICA LLC	27	22	81%	12	10	83%
Total	27	22	81% ▼	12	10	83% ▼
DELHAIZE AMERICA LLC Group Total	27	22	81% ▼	12	10	83% ▼
EASTERN ALLIANCE INSURANCE	MOPs Filed	Timely MOPs	Compliance	NOCs Filed	Timely NOCs	Compliance
CA141 EASTERN ALLIANCE INSURANCE	22	16	73%	6	6	100%
Total	22	16	73% ▼	6	6	100% ▲
EASTERN ALLIANCE INSURANCE Group Total	22	16	73% ▼	6	6	100% ▲

Maine Workers' Compensation Board
Initial MOP Filing Benchmark: 85%
Initial Indemnity NOC Benchmark: 90%

▲ Indicates benchmark met or exceeded
▼ Indicates benchmark not met

INSURANCE GROUP COMPLIANCE

Initial MOP and Initial Indemnity NOC Filings

Second Quarter 2023

4/1/2023 - 6/30/2023

Insurance Company	Total Initial MOPs Filed	Initial MOPs Filed Timely	Compliance Percentage	Total Initial Indemnity NOCs Filed	Initial Indemnity NOCs Filed Timely	Compliance Percentage
ELECTRIC INSURANCE	MOPs Filed	Timely MOPs	Compliance	NOCs Filed	Timely NOCs	Compliance
CA150 ELECTRIC INSURANCE	*	*	*	*	*	*
Total	*	*	*	*	*	*
ELECTRIC INSURANCE TPA Administered Claims						
CA300 SEDGWICK CLAIMS MANAGEMENT SERVICES	1	1	100%	No Filings	No Filings	No Filings
TPA Total	1	1	100% ▲	No Filings	No Filings	No Filings
ELECTRIC INSURANCE Group Total	1	1	100% ▲	No Filings	No Filings	No Filings
EMPLOYERS HOLDING GROUP	MOPs Filed	Timely MOPs	Compliance	NOCs Filed	Timely NOCs	Compliance
CA479 EMPLOYERS PREFERRED INSURANCE	1	0	0%	1	0	0%
Total	1	0	0% ▼	1	0	0% ▼
EMPLOYERS HOLDING GROUP Group Total	1	0	0% ▼	1	0	0% ▼
ESIS	MOPs Filed	Timely MOPs	Compliance	NOCs Filed	Timely NOCs	Compliance
CA160 ESIS	14	8	57%	6	6	100%
Total	14	8	57% ▼	6	6	100% ▲
ESIS Group Total	14	8	57% ▼	6	6	100% ▲
EVEREST REINS HOLDINGS GROUP	MOPs Filed	Timely MOPs	Compliance	NOCs Filed	Timely NOCs	Compliance
EVEREST REINS HOLDINGS	*	*	*	*	*	*
Total	*	*	*	*	*	*
EVEREST REINS HOLDINGS GROUP TPA Administered Claims						
CA190 GALLAGHER BASSETT SERVICES	No Filings	No Filings	No Filings	No Filings	No Filings	No Filings
CA300 SEDGWICK CLAIMS MANAGEMENT SERVICES	No Filings	No Filings	No Filings	No Filings	No Filings	No Filings
TPA Total	No Filings	No Filings	No Filings	No Filings	No Filings	No Filings
EVEREST REINS HOLDINGS GROUP Group Total	No Filings	No Filings	No Filings	No Filings	No Filings	No Filings
FAIRFAX FINANCIAL GROUP	MOPs Filed	Timely MOPs	Compliance	NOCs Filed	Timely NOCs	Compliance
CA257 NORTH RIVER INSURANCE	*	*	*	*	*	*
CA375 UNITED STATES FIRE INSURANCE	*	*	*	*	*	*
13145 ZENITH INSURANCE	*	*	*	*	*	*
Total	*	*	*	*	*	*
FAIRFAX FINANCIAL GROUP TPA Administered Claims						
CA040 BROADSPIRE SERVICES	No Filings	No Filings	No Filings	1	1	100%
TPA Total	No Filings	No Filings	No Filings	1	1	100% ▲
FAIRFAX FINANCIAL GROUP Group Total	No Filings	No Filings	No Filings	1	1	100% ▲
FEDERATED MUTUAL INSURANCE	MOPs Filed	Timely MOPs	Compliance	NOCs Filed	Timely NOCs	Compliance
CA091 FEDERATED MUTUAL INSURANCE	1	0	0%	No Filings	No Filings	No Filings
Total	1	0	0% ▼	No Filings	No Filings	No Filings
FEDERATED MUTUAL INSURANCE Group Total	1	0	0% ▼	No Filings	No Filings	No Filings

Maine Workers' Compensation Board

Initial MOP Filing Benchmark: 85%

Initial Indemnity NOC Benchmark: 90%

▲ Indicates benchmark met or exceeded

▼ Indicates benchmark not met

INSURANCE GROUP COMPLIANCE
Initial MOP and Initial Indemnity NOC Filings
Second Quarter 2023
4/1/2023 - 6/30/2023

Insurance Company	Total Initial MOPs Filed	Initial MOPs Filed Timely	Compliance Percentage	Total Initial Indemnity NOCs Filed	Initial Indemnity NOCs Filed Timely	Compliance Percentage
FUTURECOMP	MOPs Filed	Timely MOPs	Compliance	NOCs Filed	Timely NOCs	Compliance
CA175 FUTURECOMP	5	4	80%	6	6	100%
Total	5	4	80% ▼	6	6	100% ▲
FUTURECOMP Group Total	5	4	80% ▼	6	6	100% ▲
GALLAGHER BASSETT SERVICES	MOPs Filed	Timely MOPs	Compliance	NOCs Filed	Timely NOCs	Compliance
CA190 GALLAGHER BASSETT SERVICES	54	29	54%	10	9	90%
Total	54	29	54% ▼	10	9	90% ▲
GALLAGHER BASSETT SERVICES Group Total	54	29	54% ▼	10	9	90% ▲
GROUP 1001 INS HOLDINGS GRP	MOPs Filed	Timely MOPs	Compliance	NOCs Filed	Timely NOCs	Compliance
CLEAR SPRING PROPERTY & CASUALTY	*	*	*	*	*	*
Total	*	*	*	*	*	*
GROUP 1001 INS HOLDINGS GRP TPA Administered Claims	MOPs Filed	Timely MOPs	Compliance	NOCs Filed	Timely NOCs	Compliance
CA300 SEDGWICK CLAIMS MANAGEMENT SERVICES	1	0	0%	No Filings	No Filings	No Filings
TPA Total	1	0	0% ▼	No Filings	No Filings	No Filings
GROUP 1001 INS HOLDINGS GRP Group Total	1	0	0% ▼	No Filings	No Filings	No Filings
GUARD INSURANCE	MOPs Filed	Timely MOPs	Compliance	NOCs Filed	Timely NOCs	Compliance
CA019 AMGUARD INSURANCE	1	1	100%	No Filings	No Filings	No Filings
CA272 NORGUARD INSURANCE	No Filings	No Filings	No Filings	No Filings	No Filings	No Filings
Total	1	1	100% ▲	No Filings	No Filings	No Filings
GUARD INSURANCE Group Total	1	1	100% ▲	No Filings	No Filings	No Filings
GUIDEONE INS GROUP	MOPs Filed	Timely MOPs	Compliance	NOCs Filed	Timely NOCs	Compliance
GUIDEONE INSURANCE	*	*	*	*	*	*
Total	*	*	*	*	*	*
GUIDEONE INS GROUP TPA Administered Claims	MOPs Filed	Timely MOPs	Compliance	NOCs Filed	Timely NOCs	Compliance
CA116 CORVEL ENTERPRISE COMP	1	0	0%	No Filings	No Filings	No Filings
TPA Total	1	0	0% ▼	No Filings	No Filings	No Filings
GUIDEONE INS GROUP Group Total	1	0	0% ▼	No Filings	No Filings	No Filings
HANOVER INSURANCE	MOPs Filed	Timely MOPs	Compliance	NOCs Filed	Timely NOCs	Compliance
CA428 ALLMERICA FINANCIAL BENEFIT INSURANCE	1	1	100%	No Filings	No Filings	No Filings
CA048 CITIZENS INSURANCE COMPANY OF AMERICA	No Filings	No Filings	No Filings	1	1	100%
CA429 HANOVER AMERICAN INSURANCE	No Filings	No Filings	No Filings	1	0	0%
CA228 MASSACHUSETTS BAY INSURANCE	No Filings	No Filings	No Filings	2	1	50%
Total	1	1	100% ▲	4	2	50% ▼
HANOVER INSURANCE Group Total	1	1	100% ▲	4	2	50% ▼

INSURANCE GROUP COMPLIANCE
Initial MOP and Initial Indemnity NOC Filings
Second Quarter 2023
4/1/2023 - 6/30/2023

Insurance Company	Total Initial MOPs Filed	Initial MOPs Filed Timely	Compliance Percentage	Total Initial Indemnity NOCs Filed	Initial Indemnity NOCs Filed Timely	Compliance Percentage
HARTFORD INSURANCE	MOPs Filed	Timely MOPs	Compliance	NOCs Filed	Timely NOCs	Compliance
CA188 HARTFORD ACCIDENT & INDEMNITY	1	1	100%	No Filings	No Filings	No Filings
CA185 HARTFORD CASUALTY INSURANCE	No Filings	No Filings	No Filings	No Filings	No Filings	No Filings
CA203 HARTFORD FIRE INSURANCE	6	5	83%	3	3	100%
CA186 HARTFORD INSURANCE COMPANY OF THE MIDWEST	No Filings	No Filings	No Filings	No Filings	No Filings	No Filings
CA187 HARTFORD UNDERWRITERS INSURANCE	No Filings	No Filings	No Filings	3	2	67%
CA288 PROPERTY & CASUALTY INSURANCE COMPANY OF HARTFORD	6	5	83%	1	1	100%
CA319 TRUMBULL INSURANCE	No Filings	No Filings	No Filings	1	1	100%
CA321 TWIN CITY FIRE INSURANCE	4	4	100%	No Filings	No Filings	No Filings
Total	17	15	88% ▲	8	7	88% ▼
HARTFORD INSURANCE TPA Administered Claims						
CA472 AIM MUTUAL INSURANCE	No Filings	No Filings	No Filings	No Filings	No Filings	No Filings
CA070 CANNON COCHRAN MANAGEMENT SERVICES	No Filings	No Filings	No Filings	No Filings	No Filings	No Filings
CA300 SEDGWICK CLAIMS MANAGEMENT SERVICES	No Filings	No Filings	No Filings	2	2	100%
TPA Total	No Filings	No Filings	No Filings	2	2	100% ▲
HARTFORD INSURANCE Group Total	17	15	88% ▲	10	9	90% ▲
HELMSMAN MANAGEMENT SERVICES	MOPs Filed	Timely MOPs	Compliance	NOCs Filed	Timely NOCs	Compliance
CA204 HELMSMAN MANAGEMENT SERVICES	6	6	100%	7	7	100%
Total	6	6	100% ▲	7	7	100% ▲
HELMSMAN MANAGEMENT SERVICES Group Total	6	6	100% ▲	7	7	100% ▲
LIBERTY MUTUAL INSURANCE	MOPs Filed	Timely MOPs	Compliance	NOCs Filed	Timely NOCs	Compliance
CA003 AMERICAN FIRE & CASUALTY INSURANCE	No Filings	No Filings	No Filings	No Filings	No Filings	No Filings
CA380 EMPLOYERS INSURANCE OF WAUSAU	2	2	100%	No Filings	No Filings	No Filings
CA210 LIBERTY MUTUAL INSURANCE	33	32	97%	12	8	67%
CA406 OHIO CASUALTY INSURANCE	3	2	67%	No Filings	No Filings	No Filings
CA407 OHIO SECURITY INSURANCE	3	3	100%	1	1	100%
Total	41	39	95% ▲	13	9	69% ▼
LIBERTY MUTUAL INSURANCE TPA Administered Claims						
CA022 AMERICAN ZURICH	No Filings	No Filings	No Filings	2	2	100%
CA160 ESIS	1	0	0%	1	1	100%
CA190 GALLAGHER BASSETT SERVICES	1	1	100%	No Filings	No Filings	No Filings
CA300 SEDGWICK CLAIMS MANAGEMENT SERVICES	No Filings	No Filings	No Filings	1	1	100%
TPA Total	2	1	50% ▼	4	4	100% ▲
LIBERTY MUTUAL INSURANCE Group Total	43	40	93% ▲	17	13	76% ▼

INSURANCE GROUP COMPLIANCE

Initial MOP and Initial Indemnity NOC Filings

Second Quarter 2023

4/1/2023 - 6/30/2023

Insurance Company	Total Initial MOPs Filed	Initial MOPs Filed Timely	Compliance Percentage	Total Initial Indemnity NOCs Filed	Initial Indemnity NOCs Filed Timely	Compliance Percentage
MAINE EMPLOYERS' MUTUAL INSURANCE	MOPs Filed	Timely MOPs	Compliance	NOCs Filed	Timely NOCs	Compliance
CA260 MAINE EMPLOYERS' MUTUAL INSURANCE	297	253	85%	163	144	88%
Total	297	253	85% ▲	163	144	88% ▼
MAINE EMPLOYERS' MUTUAL INSURANCE TPA Administered Claims						
CA116 CORVEL ENTERPRISE COMP	No Filings	No Filings	No Filings	1	0	0%
TPA Total	No Filings	No Filings	No Filings	1	0	0% ▼
MAINE EMPLOYERS' MUTUAL INSURANCE Group Total	297	253	85% ▲	164	144	88% ▼
MAINE HEALTHCARE ASSOCIATION	MOPs Filed	Timely MOPs	Compliance	NOCs Filed	Timely NOCs	Compliance
CA234 MAINE HEALTHCARE ASSOCIATION	4	4	100%	2	2	100%
Total	4	4	100% ▲	2	2	100% ▲
MAINE HEALTHCARE ASSOCIATION Group Total	4	4	100% ▲	2	2	100% ▲
MAINE MOTOR TRANSPORT ASSOCIATION	MOPs Filed	Timely MOPs	Compliance	NOCs Filed	Timely NOCs	Compliance
CA230 MAINE MOTOR TRANSPORT ASSOCIATION	7	6	86%	4	4	100%
Total	7	6	86% ▲	4	4	100% ▲
MAINE MOTOR TRANSPORT ASSOCIATION Group Total	7	6	86% ▲	4	4	100% ▲
MAINE MUNICIPAL ASSOCIATION	MOPs Filed	Timely MOPs	Compliance	NOCs Filed	Timely NOCs	Compliance
CA225 MAINE MUNICIPAL ASSOCIATION	41	39	95%	53	52	98%
Total	41	39	95% ▲	53	52	98% ▲
MAINE MUNICIPAL ASSOCIATION Group Total	41	39	95% ▲	53	52	98% ▲
MAINE SCHOOL MANAGEMENT ASSOCIATION	MOPs Filed	Timely MOPs	Compliance	NOCs Filed	Timely NOCs	Compliance
CA250 MAINE SCHOOL MANAGEMENT ASSOCIATION	21	21	100%	6	6	100%
Total	21	21	100% ▲	6	6	100% ▲
MAINE SCHOOL MANAGEMENT ASSOCIATION Group Total	21	21	100% ▲	6	6	100% ▲
MARKEL CORP GROUP	MOPs Filed	Timely MOPs	Compliance	NOCs Filed	Timely NOCs	Compliance
CA434 MARKEL SERVICE INCORPORATED	1	1	100%	No Filings	No Filings	No Filings
Total	1	1	100% ▲	No Filings	No Filings	No Filings
MARKEL CORP GROUP Group Total	1	1	100% ▲	No Filings	No Filings	No Filings
MITSUI SUMITOMO INS CO OF AMERICA	MOPs Filed	Timely MOPs	Compliance	NOCs Filed	Timely NOCs	Compliance
MITSUI SUMITOMO INS CO OF AMERICA	*	*	*	*	*	*
Total	*	*	*	*	*	*
MITSUI SUMITOMO INS CO OF AMERICA TPA Administered Claims						
CA070 CANNON COCHRAN MANAGEMENT SERVICES	No Filings	No Filings	No Filings	1	1	100%
TPA Total	No Filings	No Filings	No Filings	1	1	100% ▲
MITSUI SUMITOMO INS CO OF AMERICA Group Total	No Filings	No Filings	No Filings	1	1	100% ▲

Maine Workers' Compensation Board

Initial MOP Filing Benchmark: 85%

Initial Indemnity NOC Benchmark: 90%

▲ Indicates benchmark met or exceeded

▼ Indicates benchmark not met

INSURANCE GROUP COMPLIANCE

Initial MOP and Initial Indemnity NOC Filings

Second Quarter 2023

4/1/2023 - 6/30/2023

Insurance Company	Total Initial MOPs Filed	Initial MOPs Filed Timely	Compliance Percentage	Total Initial Indemnity NOCs Filed	Initial Indemnity NOCs Filed Timely	Compliance Percentage
NATIONWIDE INSURANCE	MOPs Filed	Timely MOPs	Compliance	NOCs Filed	Timely NOCs	Compliance
CA289 NATIONAL CASUALTY	No Filings	No Filings	No Filings	1	1	100%
Total	No Filings	No Filings	No Filings	1	1	100% ▲
NATIONWIDE INSURANCE Group Total	No Filings	No Filings	No Filings	1	1	100% ▲
NEXT LEVEL ADMINISTRATOR LLC	MOPs Filed	Timely MOPs	Compliance	NOCs Filed	Timely NOCs	Compliance
CA433 NEXT LEVEL ADMINISTRATOR LLC	1	0	0%	1	0	0%
Total	1	0	0% ▼	1	0	0% ▼
NEXT LEVEL ADMINISTRATOR LLC Group Total	1	0	0% ▼	1	0	0% ▼
NGM INSURANCE	MOPs Filed	Timely MOPs	Compliance	NOCs Filed	Timely NOCs	Compliance
CA265 NGM INSURANCE	*	*	*	*	*	*
Total	*	*	*	*	*	*
NGM INSURANCE TPA Administered Claims						
CA300 SEDGWICK CLAIMS MANAGEMENT SERVICES	No Filings	No Filings	No Filings	1	1	100%
TPA Total	No Filings	No Filings	No Filings	1	1	100% ▲
NGM INSURANCE Group Total	No Filings	No Filings	No Filings	1	1	100% ▲
OLD REPUBLIC INSURANCE	MOPs Filed	Timely MOPs	Compliance	NOCs Filed	Timely NOCs	Compliance
OLD REPUBLIC GENERAL INSURANCE CORP.	*	*	*	*	*	*
OLD REPUBLIC INSURANCE	*	*	*	*	*	*
Total	*	*	*	*	*	*
OLD REPUBLIC INSURANCE TPA Administered Claims						
CA040 BROADSPIRE SERVICES	1	1	100%	No Filings	No Filings	No Filings
CA070 CANNON COCHRAN MANAGEMENT SERVICES	2	1	50%	3	3	100%
CA116 CORVEL ENTERPRISE COMP	1	1	100%	No Filings	No Filings	No Filings
CA190 GALLAGHER BASSETT SERVICES	1	0	0%	1	1	100%
CA204 HELMSMAN MANAGEMENT SERVICES	No Filings	No Filings	No Filings	No Filings	No Filings	No Filings
CA280 RISK ENTERPRISE MANAGEMENT	No Filings	No Filings	No Filings	1	0	0%
CA300 SEDGWICK CLAIMS MANAGEMENT SERVICES	2	2	100%	No Filings	No Filings	No Filings
TPA Total	7	5	71% ▼	5	4	80% ▼
OLD REPUBLIC INSURANCE Group Total	7	5	71% ▼	5	4	80% ▼

INSURANCE GROUP COMPLIANCE

Initial MOP and Initial Indemnity NOC Filings

Second Quarter 2023

4/1/2023 - 6/30/2023

Insurance Company	Total Initial MOPs Filed	Initial MOPs Filed Timely	Compliance Percentage	Total Initial Indemnity NOCs Filed	Initial Indemnity NOCs Filed Timely	Compliance Percentage
PENNSYLVANIA MFG ASSN	MOPs Filed	Timely MOPs	Compliance	NOCs Filed	Timely NOCs	Compliance
MANUFACTURERS ALLIANCE INSURANCE	*	*	*	*	*	*
PENNSYLVANIA MFG ASSN	*	*	*	*	*	*
PENNSYLVANIA MFG INDEMNITY CO	*	*	*	*	*	*
Total	*	*	*	*	*	*
PENNSYLVANIA MFG ASSN TPA Administered Claims						
CA190 GALLAGHER BASSETT SERVICES	1	1	100%	1	1	100%
CA323 THE AMERICAN EQUITY UNDERWRITERS	No Filings	No Filings	No Filings	No Filings	No Filings	No Filings
TPA Total	1	1	100% ▲	1	1	100% ▲
PENNSYLVANIA MFG ASSN Group Total	1	1	100% ▲	1	1	100% ▲
PROTECTIVE INSURANCE	MOPs Filed	Timely MOPs	Compliance	NOCs Filed	Timely NOCs	Compliance
CA277 PROTECTIVE INSURANCE COMPANY	*	*	*	*	*	*
Total	*	*	*	*	*	*
PROTECTIVE INSURANCE TPA Administered Claims						
CA040 BROADSPIRE SERVICES	No Filings	No Filings	No Filings	2	2	100%
TPA Total	No Filings	No Filings	No Filings	2	2	100% ▲
PROTECTIVE INSURANCE Group Total	No Filings	No Filings	No Filings	2	2	100% ▲
QBE INSURANCE GROUP	MOPs Filed	Timely MOPs	Compliance	NOCs Filed	Timely NOCs	Compliance
QBE INSURANCE GROUP	*	*	*	*	*	*
Total	*	*	*	*	*	*
QBE INSURANCE GROUP TPA Administered Claims						
CA300 SEDGWICK CLAIMS MANAGEMENT SERVICES	2	1	50%	No Filings	No Filings	No Filings
TPA Total	2	1	50% ▼	No Filings	No Filings	No Filings
QBE INSURANCE GROUP Group Total	2	1	50% ▼	No Filings	No Filings	No Filings
RISK ENTERPRISE MANAGEMENT	MOPs Filed	Timely MOPs	Compliance	NOCs Filed	Timely NOCs	Compliance
CA280 RISK ENTERPRISE MANAGEMENT	1	0	0%	1	0	0%
Total	1	0	0% ▼	1	0	0% ▼
RISK ENTERPRISE MANAGEMENT Group Total	1	0	0% ▼	1	0	0% ▼
RYDER SERVICES	MOPs Filed	Timely MOPs	Compliance	NOCs Filed	Timely NOCs	Compliance
CA295 RYDER SERVICES	No Filings	No Filings	No Filings	No Filings	No Filings	No Filings
Total	No Filings	No Filings	No Filings	No Filings	No Filings	No Filings
RYDER SERVICES Group Total	No Filings	No Filings	No Filings	No Filings	No Filings	No Filings

INSURANCE GROUP COMPLIANCE
Initial MOP and Initial Indemnity NOC Filings
Second Quarter 2023
4/1/2023 - 6/30/2023

Insurance Company	Total Initial MOPs Filed	Initial MOPs Filed Timely	Compliance Percentage	Total Initial Indemnity NOCs Filed	Initial Indemnity NOCs Filed Timely	Compliance Percentage
SAFETY NATIONAL CASUALTY CORP SAFETY NATIONAL CASUALTY CORP	MOPs Filed *	Timely MOPs *	Compliance *	NOCs Filed *	Timely NOCs *	Compliance *
Total	*	*	*	*	*	*
SAFETY NATIONAL CASUALTY CORP TPA Administered Claims						
CA040 BROADSPIRE SERVICES	1	1	100%	No Filings	No Filings	No Filings
CA116 CORVEL ENTERPRISE COMP	1	0	0%	No Filings	No Filings	No Filings
CA190 GALLAGHER BASSETT SERVICES	5	4	80%	No Filings	No Filings	No Filings
CA280 RISK ENTERPRISE MANAGEMENT	1	0	0%	No Filings	No Filings	No Filings
CA300 SEDGWICK CLAIMS MANAGEMENT SERVICES	No Filings	No Filings	No Filings	2	2	100%
TPA Total	8	5	63% ▼	2	2	100% ▲
SAFETY NATIONAL CASUALTY CORP Group Total	8	5	63% ▼	2	2	100% ▲
SAGAMORE INSURANCE SAGAMORE INSURANCE	MOPs Filed *	Timely MOPs *	Compliance *	NOCs Filed *	Timely NOCs *	Compliance *
Total	*	*	*	*	*	*
SAGAMORE INSURANCE TPA Administered Claims						
CA040 BROADSPIRE SERVICES	1	0	0%	No Filings	No Filings	No Filings
TPA Total	1	0	0% ▼	No Filings	No Filings	No Filings
SAGAMORE INSURANCE Group Total	1	0	0% ▼	No Filings	No Filings	No Filings
SEDGWICK CLAIMS MANAGEMENT SERVICES CA300 SEDGWICK CLAIMS MANAGEMENT SERVICES	MOPs Filed 45	Timely MOPs 31	Compliance 69%	NOCs Filed 33	Timely NOCs 32	Compliance 97%
Total	45	31	69% ▼	33	32	97% ▲
SEDGWICK CLAIMS MANAGEMENT SERVICES Group Total	45	31	69% ▼	33	32	97% ▲
SENTRY INSURANCE CA426 MIDDLESEX INSURANCE COMPANY CA402 SENTRY CASUALTY CA305 SENTRY INSURANCE	MOPs Filed 2 3 No Filings	Timely MOPs 2 3 No Filings	Compliance 100% 100% No Filings	NOCs Filed No Filings 1 No Filings	Timely NOCs No Filings 0 No Filings	Compliance No Filings 0% No Filings
Total	5	5	100% ▲	1	0	0% ▼
SENTRY INSURANCE Group Total	5	5	100% ▲	1	0	0% ▼
SERVICE AMERICAN INDEMNITY SERVICE AMERICAN INDEMNITY	MOPs Filed *	Timely MOPs *	Compliance *	NOCs Filed *	Timely NOCs *	Compliance *
Total	*	*	*	*	*	*
SERVICE AMERICAN INDEMNITY TPA Administered Claims						
CA040 BROADSPIRE SERVICES	No Filings	No Filings	No Filings	No Filings	No Filings	No Filings
TPA Total	No Filings	No Filings	No Filings	No Filings	No Filings	No Filings
SERVICE AMERICAN INDEMNITY Group Total	No Filings	No Filings	No Filings	No Filings	No Filings	No Filings

INSURANCE GROUP COMPLIANCE
Initial MOP and Initial Indemnity NOC Filings
Second Quarter 2023
4/1/2023 - 6/30/2023

Insurance Company	Total Initial MOPs Filed	Initial MOPs Filed Timely	Compliance Percentage	Total Initial Indemnity NOCs Filed	Initial Indemnity NOCs Filed Timely	Compliance Percentage
SOMPO JAPAN INSURANCE SOMPO JAPAN INSURANCE COMPANY OF AMERICA	MOPs Filed *	Timely MOPs *	Compliance *	NOCs Filed *	Timely NOCs *	Compliance *
Total	*	*	*	*	*	*
SOMPO JAPAN INSURANCE TPA Administered Claims CA190 GALLAGHER BASSETT SERVICES	1	1	100%	1	1	100%
TPA Total	1	1	100% ▲	1	1	100% ▲
SOMPO JAPAN INSURANCE Group Total	1	1	100% ▲	1	1	100% ▲
STARR INDEMNITY INSURANCE STARR INDEMNITY INSURANCE	MOPs Filed *	Timely MOPs *	Compliance *	NOCs Filed *	Timely NOCs *	Compliance *
Total	*	*	*	*	*	*
STARR INDEMNITY INSURANCE TPA Administered Claims CA190 GALLAGHER BASSETT SERVICES CA300 SEDGWICK CLAIMS MANAGEMENT SERVICES	2 1	2 1	100% 100%	No Filings 2	No Filings 2	No Filings 100%
TPA Total	3	3	100% ▲	2	2	100% ▲
STARR INDEMNITY INSURANCE Group Total	3	3	100% ▲	2	2	100% ▲
STARSTONE NATIONAL INSURANCE STARSTONE NATIONAL INSURANCE	MOPs Filed *	Timely MOPs *	Compliance *	NOCs Filed *	Timely NOCs *	Compliance *
Total	*	*	*	*	*	*
STARSTONE NATIONAL INSURANCE TPA Administered Claims CA070 CANNON COCHRAN MANAGEMENT SERVICES	1	1	100%	No Filings	No Filings	No Filings
TPA Total	1	1	100% ▲	No Filings	No Filings	No Filings
STARSTONE NATIONAL INSURANCE Group Total	1	1	100% ▲	No Filings	No Filings	No Filings
STATE OF MAINE WORKERS' COMPENSATION TRUST CA307 STATE OF MAINE WORKERS' COMPENSATION TRUST	MOPs Filed 16	Timely MOPs 15	Compliance 94%	NOCs Filed 20	Timely NOCs 18	Compliance 90%
Total	16	15	94% ▲	20	18	90% ▲
STATE OF MAINE WORKERS' COMPENSATION TRUST Group Total	16	15	94% ▲	20	18	90% ▲
SYNERNET CA320 SYNERNET	MOPs Filed 38	Timely MOPs 34	Compliance 89%	NOCs Filed 32	Timely NOCs 32	Compliance 100%
Total	38	34	89% ▲	32	32	100% ▲
SYNERNET Group Total	38	34	89% ▲	32	32	100% ▲
THE AMERICAN EQUITY UNDERWRITERS CA323 THE AMERICAN EQUITY UNDERWRITERS	MOPs Filed No Filings	Timely MOPs No Filings	Compliance No Filings	NOCs Filed No Filings	Timely NOCs No Filings	Compliance No Filings
Total	No Filings	No Filings	No Filings	No Filings	No Filings	No Filings
THE AMERICAN EQUITY UNDERWRITERS Group Total	No Filings	No Filings	No Filings	No Filings	No Filings	No Filings

INSURANCE GROUP COMPLIANCE

Initial MOP and Initial Indemnity NOC Filings

Second Quarter 2023

4/1/2023 - 6/30/2023

Insurance Company	Total Initial MOPs Filed	Initial MOPs Filed Timely	Compliance Percentage	Total Initial Indemnity NOCs Filed	Initial Indemnity NOCs Filed Timely	Compliance Percentage
TOKIO MARINE INSURANCE	MOPs Filed	Timely MOPs	Compliance	NOCs Filed	Timely NOCs	Compliance
CA414 TOKIO MARINE AMERICA INSURANCE	1	0	0%	No Filings	No Filings	No Filings
Total	1	0	0% ▼	No Filings	No Filings	No Filings
TOKIO MARINE INSURANCE Group Total	1	0	0% ▼	No Filings	No Filings	No Filings
TRAVELERS INSURANCE	MOPs Filed	Timely MOPs	Compliance	NOCs Filed	Timely NOCs	Compliance
CA072 CHARTER OAK FIRE INSURANCE	6	3	50%	2	2	100%
CA164 FARMINGTON CASUALTY	1	0	0%	No Filings	No Filings	No Filings
CA284 PHOENIX INSURANCE	1	1	100%	No Filings	No Filings	No Filings
CA306 STANDARD FIRE INSURANCE	20	17	85%	4	4	100%
CA348 TRAVELERS CASUALTY INSURANCE COMPANY OF AMERICA	2	1	50%	No Filings	No Filings	No Filings
CA349 TRAVELERS COMMERCIAL CASUALTY	2	1	50%	No Filings	No Filings	No Filings
CA346 TRAVELERS INDEMNITY COMPANY OF AMERICA	1	1	100%	No Filings	No Filings	No Filings
CA345 TRAVELERS PROPERTY CASUALTY INSURANCE	1	1	100%	No Filings	No Filings	No Filings
Total	34	25	74% ▼	6	6	100% ▲
TRAVELERS INSURANCE TPA Administered Claims						
CA110 CONSTITUTION STATE SERVICES	2	0	0%	No Filings	No Filings	No Filings
CA300 SEDGWICK CLAIMS MANAGEMENT SERVICES	1	1	100%	No Filings	No Filings	No Filings
TPA Total	3	1	33% ▼	No Filings	No Filings	No Filings
TRAVELERS INSURANCE Group Total	37	26	70% ▼	6	6	100% ▲
VANLINER INSURANCE	MOPs Filed	Timely MOPs	Compliance	NOCs Filed	Timely NOCs	Compliance
CA379 VANLINER INSURANCE	2	1	50%	No Filings	No Filings	No Filings
Total	2	1	50% ▼	No Filings	No Filings	No Filings
VANLINER INSURANCE Group Total	2	1	50% ▼	No Filings	No Filings	No Filings
WALMART CLAIMS SERVICES	MOPs Filed	Timely MOPs	Compliance	NOCs Filed	Timely NOCs	Compliance
CA100 WALMART CLAIMS SERVICES	6	4	67%	28	28	100%
Total	6	4	67% ▼	28	28	100% ▲
WALMART CLAIMS SERVICES Group Total	6	4	67% ▼	28	28	100% ▲

Maine Workers' Compensation Board

Initial MOP Filing Benchmark: 85%

Initial Indemnity NOC Benchmark: 90%

▲ Indicates benchmark met or exceeded

▼ Indicates benchmark not met

INSURANCE GROUP COMPLIANCE

Initial MOP and Initial Indemnity NOC Filings

Second Quarter 2023

4/1/2023 - 6/30/2023

Insurance Company	Total Initial MOPs Filed	Initial MOPs Filed Timely	Compliance Percentage	Total Initial Indemnity NOCs Filed	Initial Indemnity NOCs Filed Timely	Compliance Percentage
XL INSURANCE	MOPs Filed	Timely MOPs	Compliance	NOCs Filed	Timely NOCs	Compliance
CA384 XL INSURANCE	*	*	*	*	*	*
Total	*	*	*	*	*	*
XL INSURANCE TPA Administered Claims						
CA110 CONSTITUTION STATE SERVICES	1	1	100%	No Filings	No Filings	No Filings
CA117 COTTINGHAM & BUTLER CLAIMS SERVICES	1	1	100%	No Filings	No Filings	No Filings
CA190 GALLAGHER BASSETT SERVICES	1	0	0%	No Filings	No Filings	No Filings
CA300 SEDGWICK CLAIMS MANAGEMENT SERVICES	1	1	100%	1	1	100%
TPA Total	4	3	75% ▼	1	1	100% ▲
XL INSURANCE Group Total	4	3	75% ▼	1	1	100% ▲
ZURICH INSURANCE	MOPs Filed	Timely MOPs	Compliance	NOCs Filed	Timely NOCs	Compliance
CA021 AMERICAN GUARANTEE & LIABILITY	1	1	100%	1	1	100%
CA022 AMERICAN ZURICH	8	8	100%	5	5	100%
CA400 ZURICH AMERICAN INSURANCE	3	3	100%	2	2	100%
Total	12	12	100% ▲	8	8	100% ▲
ZURICH INSURANCE TPA Administered Claims						
CA040 BROADSPIRE SERVICES	1	1	100%	1	1	100%
CA080 CHESTERFIELD SERVICES	1	1	100%	No Filings	No Filings	No Filings
CA116 CORVEL ENTERPRISE COMP	5	5	100%	4	4	100%
CA117 COTTINGHAM & BUTLER CLAIMS SERVICES	No Filings	No Filings	No Filings	No Filings	No Filings	No Filings
CA160 ESIS	1	1	100%	No Filings	No Filings	No Filings
CA190 GALLAGHER BASSETT SERVICES	9	5	56%	No Filings	No Filings	No Filings
CA300 SEDGWICK CLAIMS MANAGEMENT SERVICES	No Filings	No Filings	No Filings	1	1	100%
TPA Total	17	13	76% ▼	6	6	100% ▲
ZURICH INSURANCE Group Total	29	25	86% ▲	14	14	100% ▲

Maine Workers' Compensation Board

Initial MOP Filing Benchmark: 85%

Initial Indemnity NOC Benchmark: 90%

▲ Indicates benchmark met or exceeded

▼ Indicates benchmark not met

Appendix C

Insurance Group Compliance Wage Statement and Fringe Benefit Form Filings Second Quarter 4/1/2023-6/30/2023

INSURANCE GROUP COMPLIANCE
Wage Statements and Fringe Benefit Forms
Second Quarter
4/1/2023 - 6/30/2023

Insurance Company	Total Wage Statement(s) Due	Wage Statement(s) Filed Timely	Compliance Percentage	Total Fringe Benefit Form(s) Due	Fringe Benefit Form(s) Filed Timely	Compliance Percentage
ACADIA INSURANCE	Wage(s) Due	Timely Wage(s)	Compliance	Fringe(s) Due	Timely Fringe(s)	Compliance
CA010 ACADIA INSURANCE	20	18	90%	20	18	90%
Total	20	18	90% ▲	20	18	90% ▲
ACADIA INSURANCE Group Total	20	18	90% ▲	20	18	90% ▲
ACCIDENT FUND INSURANCE	Wage(s) Due	Timely Wage(s)	Compliance	Fringe(s) Due	Timely Fringe(s)	Compliance
ACCIDENT FUND INSURANCE	*	*	*	*	*	*
Total	*	*	*	*	*	*
ACCIDENT FUND INSURANCE TPA Administered Claims	Wage(s) Due	Timely Wage(s)	Compliance	Fringe(s) Due	Timely Fringe(s)	Compliance
CA190 GALLAGHER BASSETT SERVICES	1	0	0%	1	0	0%
TPA Total	1	0	0% ▼	1	0	0% ▼
ACCIDENT FUND INSURANCE Group Total	1	0	0% ▼	1	0	0% ▼
ACUITY MUTUAL INSURANCE	Wage(s) Due	Timely Wage(s)	Compliance	Fringe(s) Due	Timely Fringe(s)	Compliance
CA418 ACUITY MUTUAL INSURANCE	1	1	100%	1	1	100%
Total	1	1	100% ▲	1	1	100% ▲
ACUITY MUTUAL INSURANCE Group Total	1	1	100% ▲	1	1	100% ▲
AIG INSURANCE	Wage(s) Due	Timely Wage(s)	Compliance	Fringe(s) Due	Timely Fringe(s)	Compliance
CA015 AIG CLAIMS, INC	*	*	*	*	*	*
Total	*	*	*	*	*	*
AIG INSURANCE TPA Administered Claims	Wage(s) Due	Timely Wage(s)	Compliance	Fringe(s) Due	Timely Fringe(s)	Compliance
CA040 BROADSPIRE SERVICES	2	0	0%	2	0	0%
CA100 CLAIMS MANAGEMENT INC	1	1	100%	1	1	100%
CA116 CORVEL ENTERPRISE COMP	2	1	50%	2	1	50%
CA160 ESIS	5	5	100%	5	5	100%
CA190 GALLAGHER BASSETT SERVICES	18	8	44%	18	9	50%
CA204 HELMSMAN MANAGEMENT SERVICES	3	2	67%	3	2	67%
CA300 SEDGWICK CLAIMS MANAGEMENT SERVICES	11	4	36%	11	5	45%
TPA Total	42	21	50% ▼	42	23	55% ▼
AIG INSURANCE Group Total	42	21	50% ▼	42	23	55% ▼
AIM MUTUAL GROUP	Wage(s) Due	Timely Wage(s)	Compliance	Fringe(s) Due	Timely Fringe(s)	Compliance
CA472 AIM MUTUAL INSURANCE	2	0	0%	2	0	0%
Total	2	0	0% ▼	2	0	0% ▼
AIM MUTUAL GROUP Group Total	2	0	0% ▼	2	0	0% ▼

INSURANCE GROUP COMPLIANCE
Wage Statements and Fringe Benefit Forms
Second Quarter
4/1/2023 - 6/30/2023

Insurance Company	Total Wage Statement(s) Due	Wage Statement(s) Filed Timely	Compliance Percentage	Total Fringe Benefit Form(s) Due	Fringe Benefit Form(s) Filed Timely	Compliance Percentage
AMERISURE INSURANCE	Wage(s) Due	Timely Wage(s)	Compliance	Fringe(s) Due	Timely Fringe(s)	Compliance
CA013 AMERISURE INSURANCE	*	*	*	*	*	*
Total	*	*	*	*	*	*
AMERISURE INSURANCE TPA Administered Claims						
CA190 GALLAGHER BASSETT SERVICES	1	1	100%	1	1	100%
TPA Total	1	1	100% ▲	1	1	100% ▲
AMERISURE INSURANCE Group Total	1	1	100% ▲	1	1	100% ▲
AMTRUST INSURANCE	Wage(s) Due	Timely Wage(s)	Compliance	Fringe(s) Due	Timely Fringe(s)	Compliance
CA437 AMTRUST NORTH AMERICA	2	1	50%	2	1	50%
CA342 TECHNOLOGY INSURANCE	3	1	33%	3	1	33%
CA381 WESCO INSURANCE	9	3	33%	9	3	33%
Total	14	5	36% ▼	14	5	36% ▼
AMTRUST INSURANCE Group Total	14	5	36% ▼	14	5	36% ▼
ARCH INSURANCE	Wage(s) Due	Timely Wage(s)	Compliance	Fringe(s) Due	Timely Fringe(s)	Compliance
ARCH INSURANCE	*	*	*	*	*	*
Total	*	*	*	*	*	*
ARCH INSURANCE TPA Administered Claims						
CA040 BROADSPIRE SERVICES	9	7	78%	9	7	78%
CA070 CANNON COCHRAN MANAGEMENT SERVICES	1	0	0%	1	0	0%
CA116 CORVEL ENTERPRISE COMP	2	1	50%	2	1	50%
CA190 GALLAGHER BASSETT SERVICES	3	2	67%	3	2	67%
CA300 SEDGWICK CLAIMS MANAGEMENT SERVICES	1	0	0%	1	0	0%
TPA Total	16	10	63% ▼	16	10	63% ▼
ARCH INSURANCE Group Total	16	10	63% ▼	16	10	63% ▼
ARROW MUTUAL INSURANCE	Wage(s) Due	Timely Wage(s)	Compliance	Fringe(s) Due	Timely Fringe(s)	Compliance
CA024 ARROW MUTUAL INSURANCE	1	1	100%	1	1	100%
Total	1	1	100% ▲	1	1	100% ▲
ARROW MUTUAL INSURANCE Group Total	1	1	100% ▲	1	1	100% ▲
BATH IRON WORKS	Wage(s) Due	Timely Wage(s)	Compliance	Fringe(s) Due	Timely Fringe(s)	Compliance
CA036 BATH IRON WORKS	9	9	100%	9	9	100%
Total	9	9	100% ▲	9	9	100% ▲
BATH IRON WORKS Group Total	9	9	100% ▲	9	9	100% ▲
BERKSHIRE HATHAWAY GROUP	Wage(s) Due	Timely Wage(s)	Compliance	Fringe(s) Due	Timely Fringe(s)	Compliance
CA114 BERKSHIRE HATHAWAY HOMESTATE I	1	1	100%	1	0	0%
Total	1	1	100% ▲	1	0	0% ▼
BERKSHIRE HATHAWAY GROUP Group Total	1	1	100% ▲	1	0	0% ▼

INSURANCE GROUP COMPLIANCE
Wage Statements and Fringe Benefit Forms
Second Quarter
4/1/2023 - 6/30/2023

Insurance Company	Total Wage Statement(s) Due	Wage Statement(s) Filed Timely	Compliance Percentage	Total Fringe Benefit Form(s) Due	Fringe Benefit Form(s) Filed Timely	Compliance Percentage
BROADSPIRE SERVICES						
CA040 BROADSPIRE SERVICES	19	12	63%	19	13	68%
Total	19	12	63% ▼	19	13	68% ▼
BROADSPIRE SERVICES Group Total						
	19	12	63% ▼	19	13	68% ▼
CANNON COCHRAN MANAGEMENT SERVICES						
CA070 CANNON COCHRAN MANAGEMENT SERVICES	31	21	68%	31	21	68%
Total	31	21	68% ▼	31	21	68% ▼
CANNON COCHRAN MANAGEMENT SERVICES Group Total						
	31	21	68% ▼	31	21	68% ▼
CAROLINA CASUALTY INSURANCE						
CAROLINA CASUALTY INS CO	*	*	*	*	*	*
Total	*	*	*	*	*	*
CAROLINA CASUALTY INSURANCE TPA Administered Claims						
CA190 GALLAGHER BASSETT SERVICES	3	3	100%	3	3	100%
TPA Total	3	3	100% ▲	3	3	100% ▲
CAROLINA CASUALTY INSURANCE Group Total						
	3	3	100% ▲	3	3	100% ▲
CHUBB INSURANCE						
ACE AMERICAN INSURANCE COMPANY	*	*	*	*	*	*
ACE INSURANCE	*	*	*	*	*	*
CA046 CHUBB INSURANCE	*	*	*	*	*	*
CA090 FEDERAL INSURANCE	*	*	*	*	*	*
INDEMNITY INS CO OF NORTH AMERICA	*	*	*	*	*	*
PACIFIC INDEMNITY CO	*	*	*	*	*	*
Total	*	*	*	*	*	*
CHUBB INSURANCE TPA Administered Claims						
CA070 CANNON COCHRAN MANAGEMENT SERVICES	2	1	50%	2	1	50%
CA110 CONSTITUTION STATE SERVICES	3	2	67%	3	1	33%
CA116 CORVEL ENTERPRISE COMP	10	10	100%	10	10	100%
CA160 ESIS	8	5	63%	8	5	63%
CA190 GALLAGHER BASSETT SERVICES	16	16	100%	16	16	100%
CA204 HELMSMAN MANAGEMENT SERVICES	15	11	73%	15	10	67%
CA300 SEDGWICK CLAIMS MANAGEMENT SERVICES	51	47	92%	51	43	84%
TPA Total	105	92	88% ▲	105	86	82% ▲
CHUBB INSURANCE Group Total						
	105	92	88% ▲	105	86	82% ▲

INSURANCE GROUP COMPLIANCE
 Wage Statements and Fringe Benefit Forms
 Second Quarter
 4/1/2023 - 6/30/2023

Insurance Company	Total Wage Statement(s) Due	Wage Statement(s) Filed Timely	Compliance Percentage	Total Fringe Benefit Form(s) Due	Fringe Benefit Form(s) Filed Timely	Compliance Percentage
CHURCH MUTUAL INSURANCE	Wage(s) Due	Timely Wage(s)	Compliance	Fringe(s) Due	Timely Fringe(s)	Compliance
CA084 CHURCH MUTUAL INSURANCE	*	*	*	*	*	*
Total	*	*	*	*	*	*
CHURCH MUTUAL INSURANCE TPA Administered Claims						
CA160 ESIS	3	2	67%	3	2	67%
TPA Total	3	2	67% ▼	3	2	67% ▼
CHURCH MUTUAL INSURANCE Group Total	3	2	67% ▼	3	2	67% ▼
CNA INSURANCE	Wage(s) Due	Timely Wage(s)	Compliance	Fringe(s) Due	Timely Fringe(s)	Compliance
CA017 AMERICAN CASUALTY COMPANY OF READING PA	1	0	0%	1	0	0%
CA083 CNA CLAIMS PLUS	2	1	50%	2	0	0%
CA314 TRANSPORTATION INSURANCE	2	2	100%	2	2	100%
CA329 VALLEY FORGE INSURANCE COMPANY	1	1	100%	1	1	100%
Total	6	4	67% ▼	6	3	50% ▼
CNA INSURANCE TPA Administered Claims						
CA190 GALLAGHER BASSETT SERVICES	1	1	100%	1	1	100%
CA300 SEDGWICK CLAIMS MANAGEMENT SERVICES	8	6	75%	8	8	100%
TPA Total	9	7	78% ▲	9	9	100% ▲
CNA INSURANCE Group Total	15	11	73% ▼	15	12	80% ▲
CONSTITUTION STATE SERVICES	Wage(s) Due	Timely Wage(s)	Compliance	Fringe(s) Due	Timely Fringe(s)	Compliance
CA110 CONSTITUTION STATE SERVICES	8	4	50%	8	3	38%
Total	8	4	50% ▼	8	3	38% ▼
CONSTITUTION STATE SERVICES Group Total	8	4	50% ▼	8	3	38% ▼
CONTINENTAL INDEMNITY	Wage(s) Due	Timely Wage(s)	Compliance	Fringe(s) Due	Timely Fringe(s)	Compliance
CA115 CONTINENTAL INDEMNITY	1	1	100%	1	0	0%
Total	1	1	100% ▲	1	0	0% ▼
CONTINENTAL INDEMNITY Group Total	1	1	100% ▲	1	0	0% ▼
CORVEL ENTERPRISE COMP	Wage(s) Due	Timely Wage(s)	Compliance	Fringe(s) Due	Timely Fringe(s)	Compliance
CA116 CORVEL ENTERPRISE COMP	29	22	76%	29	22	76%
Total	29	22	76% ▲	29	22	76% ▼
CORVEL ENTERPRISE COMP Group Total	29	22	76% ▲	29	22	76% ▼
COTTINGHAM & BUTLER CLAIMS SERVICES	Wage(s) Due	Timely Wage(s)	Compliance	Fringe(s) Due	Timely Fringe(s)	Compliance
CA117 COTTINGHAM & BUTLER CLAIMS SERVICES	1	1	100%	1	1	100%
Total	1	1	100% ▲	1	1	100% ▲
COTTINGHAM & BUTLER CLAIMS SERVICES Group Total	1	1	100% ▲	1	1	100% ▲

INSURANCE GROUP COMPLIANCE
Wage Statements and Fringe Benefit Forms
Second Quarter
4/1/2023 - 6/30/2023

Insurance Company	Total Wage Statement(s) Due	Wage Statement(s) Filed Timely	Compliance Percentage	Total Fringe Benefit Form(s) Due	Fringe Benefit Form(s) Filed Timely	Compliance Percentage
CROSS INSURANCE	Wage(s) Due	Timely Wage(s)	Compliance	Fringe(s) Due	Timely Fringe(s)	Compliance
CA093 CROSS INSURANCE	240	186	78%	240	181	75%
Total	240	186	78% ▲	240	181	75% ▼
CROSS INSURANCE Group Total	240	186	78% ▲	240	181	75% ▼
DELHAIZE AMERICA LLC	Wage(s) Due	Timely Wage(s)	Compliance	Fringe(s) Due	Timely Fringe(s)	Compliance
CA496 DELHAIZE AMERICA LLC	37	23	62%	37	19	51%
Total	37	23	62% ▼	37	19	51% ▼
DELHAIZE AMERICA LLC Group Total	37	23	62% ▼	37	19	51% ▼
EASTERN ALLIANCE INSURANCE	Wage(s) Due	Timely Wage(s)	Compliance	Fringe(s) Due	Timely Fringe(s)	Compliance
CA141 EASTERN ALLIANCE INSURANCE	23	18	78%	23	18	78%
Total	23	18	78% ▲	23	18	78% ▲
EASTERN ALLIANCE INSURANCE Group Total	23	18	78% ▲	23	18	78% ▲
ELECTRIC INSURANCE	Wage(s) Due	Timely Wage(s)	Compliance	Fringe(s) Due	Timely Fringe(s)	Compliance
CA150 ELECTRIC INSURANCE	*	*	*	*	*	*
Total	*	*	*	*	*	*
ELECTRIC INSURANCE TPA Administered Claims						
CA300 SEDGWICK CLAIMS MANAGEMENT SERVICES	1	1	100%	1	1	100%
TPA Total	1	1	100% ▲	1	1	100% ▲
ELECTRIC INSURANCE Group Total	1	1	100% ▲	1	1	100% ▲
EMPLOYERS HOLDING GROUP	Wage(s) Due	Timely Wage(s)	Compliance	Fringe(s) Due	Timely Fringe(s)	Compliance
CA479 EMPLOYERS PREFERRED INSURANCE	1	1	100%	1	0	0%
Total	1	1	100% ▲	1	0	0% ▼
EMPLOYERS HOLDING GROUP Group Total	1	1	100% ▲	1	0	0% ▼
ESIS	Wage(s) Due	Timely Wage(s)	Compliance	Fringe(s) Due	Timely Fringe(s)	Compliance
CA160 ESIS	20	16	80%	20	15	75%
Total	20	16	80% ▲	20	15	75% ▼
ESIS Group Total	20	16	80% ▲	20	15	75% ▼
EVEREST REINS HOLDINGS GROUP	Wage(s) Due	Timely Wage(s)	Compliance	Fringe(s) Due	Timely Fringe(s)	Compliance
EVEREST REINS HOLDINGS	*	*	*	*	*	*
Total	*	*	*	*	*	*
EVEREST REINS HOLDINGS GROUP TPA Administered Claims						
CA190 GALLAGHER BASSETT SERVICES	1	1	100%	1	1	100%
TPA Total	1	1	100% ▲	1	1	100% ▲
EVEREST REINS HOLDINGS GROUP Group Total	1	1	100% ▲	1	1	100% ▲

INSURANCE GROUP COMPLIANCE
Wage Statements and Fringe Benefit Forms
Second Quarter
4/1/2023 - 6/30/2023

Insurance Company	Total Wage Statement(s) Due	Wage Statement(s) Filed Timely	Compliance Percentage	Total Fringe Benefit Form(s) Due	Fringe Benefit Form(s) Filed Timely	Compliance Percentage
FEDERATED MUTUAL INSURANCE	Wage(s) Due	Timely Wage(s)	Compliance	Fringe(s) Due	Timely Fringe(s)	Compliance
CA091 FEDERATED MUTUAL INSURANCE	2	1	50%	2	0	0%
Total	2	1	50% ▼	2	0	0% ▼
FEDERATED MUTUAL INSURANCE Group Total	2	1	50% ▼	2	0	0% ▼
FUTURECOMP	Wage(s) Due	Timely Wage(s)	Compliance	Fringe(s) Due	Timely Fringe(s)	Compliance
CA175 FUTURECOMP	20	16	80%	20	16	80%
Total	20	16	80% ▲	20	16	80% ▲
FUTURECOMP Group Total	20	16	80% ▲	20	16	80% ▲
GALLAGHER BASSETT SERVICES	Wage(s) Due	Timely Wage(s)	Compliance	Fringe(s) Due	Timely Fringe(s)	Compliance
CA190 GALLAGHER BASSETT SERVICES	92	69	75%	92	71	77%
Total	92	69	75% ▲	92	71	77% ▲
GALLAGHER BASSETT SERVICES Group Total	92	69	75% ▲	92	71	77% ▲
GROUP 1001 INS HOLDINGS GROUP	Wage(s) Due	Timely Wage(s)	Compliance	Fringe(s) Due	Timely Fringe(s)	Compliance
CLEAR SPRING PROPERTY & CASUALTY	*	*	*	*	*	*
Total	*	*	*	*	*	*
GROUP 1001 INS HOLDINGS GROUP TPA Administered Claims	Wage(s) Due	Timely Wage(s)	Compliance	Fringe(s) Due	Timely Fringe(s)	Compliance
CA300 SEDGWICK CLAIMS MANAGEMENT SERVICES	1	1	100%	1	1	100%
TPA Total	1	1	100% ▲	1	1	100% ▲
GROUP 1001 INS HOLDINGS GROUP Group Total	1	1	100% ▲	1	1	100% ▲
GUARD INSURANCE	Wage(s) Due	Timely Wage(s)	Compliance	Fringe(s) Due	Timely Fringe(s)	Compliance
CA019 AMGUARD INSURANCE	1	0	0%	1	0	0%
CA272 NORGUARD INSURANCE	2	0	0%	2	0	0%
Total	3	0	0% ▼	3	0	0% ▼
GUARD INSURANCE Group Total	3	0	0% ▼	3	0	0% ▼
HANOVER INSURANCE	Wage(s) Due	Timely Wage(s)	Compliance	Fringe(s) Due	Timely Fringe(s)	Compliance
CA428 ALLMERICA FINANCIAL BENEFIT INSURANCE	1	0	0%	1	0	0%
CA048 CITIZENS INSURANCE COMPANY OF AMERICA	1	1	100%	1	1	100%
CA429 HANOVER AMERICAN INSURANCE	2	0	0%	2	0	0%
CA202 HANOVER INSURANCE	1	1	100%	1	0	0%
CA228 MASSACHUSETTS BAY INSURANCE	2	2	100%	2	1	50%
Total	7	4	57% ▼	7	2	29% ▼
HANOVER INSURANCE Group Total	7	4	57% ▼	7	2	29% ▼

INSURANCE GROUP COMPLIANCE
Wage Statements and Fringe Benefit Forms
Second Quarter
4/1/2023 - 6/30/2023

Insurance Company	Total Wage Statement(s) Due	Wage Statement(s) Filed Timely	Compliance Percentage	Total Fringe Benefit Form(s) Due	Fringe Benefit Form(s) Filed Timely	Compliance Percentage
HARTFORD INSURANCE	Wage(s) Due	Timely Wage(s)	Compliance	Fringe(s) Due	Timely Fringe(s)	Compliance
CA203 HARTFORD FIRE INSURANCE	8	8	100%	8	8	100%
CA187 HARTFORD UNDERWRITERS INSURANCE	2	2	100%	2	2	100%
CA288 PROPERTY & CASUALTY INSURANCE COMPANY OF HARTFORD	14	11	79%	14	10	71%
CA321 TWIN CITY FIRE INSURANCE	3	3	100%	3	3	100%
Total	27	24	89% ▲	27	23	85% ▲
HARTFORD INSURANCE TPA Administered Claims						
CA070 CANNON COCHRAN MANAGEMENT SERVICES	1	0	0%	1	0	0%
CA300 SEDGWICK CLAIMS MANAGEMENT SERVICES	2	2	100%	2	2	100%
TPA Total	3	2	67% ▼	3	2	67% ▼
HARTFORD INSURANCE Group Total	30	26	87% ▲	30	25	83% ▲
HELMSMAN MANAGEMENT SERVICES	Wage(s) Due	Timely Wage(s)	Compliance	Fringe(s) Due	Timely Fringe(s)	Compliance
CA204 HELMSMAN MANAGEMENT SERVICES	18	13	72%	18	12	67%
Total	18	13	72% ▼	18	12	67% ▼
HELMSMAN MANAGEMENT SERVICES Group Total	18	13	72% ▼	18	12	67% ▼
LIBERTY MUTUAL INSURANCE	Wage(s) Due	Timely Wage(s)	Compliance	Fringe(s) Due	Timely Fringe(s)	Compliance
CA003 AMERICAN FIRE & CASUALTY INSURANCE	1	1	100%	1	1	100%
CA380 EMPLOYERS INSURANCE OF WAUSAU	1	0	0%	1	0	0%
CA210 LIBERTY MUTUAL INSURANCE	44	34	77%	44	34	77%
CA406 OHIO CASUALTY INSURANCE	2	1	50%	2	1	50%
CA407 OHIO SECURITY INSURANCE	4	2	50%	4	2	50%
Total	52	38	73% ▼	52	38	73% ▼
LIBERTY MUTUAL INSURANCE TPA Administered Claims						
CA160 ESIS	3	3	100%	3	2	67%
CA300 SEDGWICK CLAIMS MANAGEMENT SERVICES	1	0	0%	1	0	0%
TPA Total	4	3	75% ▲	4	2	50% ▼
LIBERTY MUTUAL INSURANCE Group Total	56	41	73% ▼	56	40	71% ▼
MAINE EMPLOYERS' MUTUAL INSURANCE	Wage(s) Due	Timely Wage(s)	Compliance	Fringe(s) Due	Timely Fringe(s)	Compliance
CA260 MAINE EMPLOYERS' MUTUAL INSURANCE	536	392	73%	536	390	73%
Total	536	392	73% ▼	536	390	73% ▼
MAINE EMPLOYERS' MUTUAL INSURANCE TPA Administered Claims						
CA116 CORVEL ENTERPRISE COMP	1	0	0%	1	0	0%
TPA Total	1	0	0% ▼	1	0	0% ▼
MAINE EMPLOYERS' MUTUAL INSURANCE Group Total	537	392	73% ▼	537	390	73% ▼

INSURANCE GROUP COMPLIANCE
 Wage Statements and Fringe Benefit Forms
 Second Quarter
 4/1/2023 - 6/30/2023

Insurance Company	Total Wage Statement(s) Due	Wage Statement(s) Filed Timely	Compliance Percentage	Total Fringe Benefit Form(s) Due	Fringe Benefit Form(s) Filed Timely	Compliance Percentage
MAINE HEALTHCARE ASSOCIATION	Wage(s) Due	Timely Wage(s)	Compliance	Fringe(s) Due	Timely Fringe(s)	Compliance
CA234 MAINE HEALTHCARE ASSOCIATION	9	5	56%	9	5	56%
Total	9	5	56% ▼	9	5	56% ▼
MAINE HEALTHCARE ASSOCIATION Group Total						
	9	5	56% ▼	9	5	56% ▼
MAINE MOTOR TRANSPORT ASSOCIATION	Wage(s) Due	Timely Wage(s)	Compliance	Fringe(s) Due	Timely Fringe(s)	Compliance
CA230 MAINE MOTOR TRANSPORT ASSOCIATION	20	19	95%	20	19	95%
Total	20	19	95% ▲	20	19	95% ▲
MAINE MOTOR TRANSPORT ASSOCIATION Group Total						
	20	19	95% ▲	20	19	95% ▲
MAINE MUNICIPAL ASSOCIATION	Wage(s) Due	Timely Wage(s)	Compliance	Fringe(s) Due	Timely Fringe(s)	Compliance
CA225 MAINE MUNICIPAL ASSOCIATION	134	113	84%	134	113	84%
Total	134	113	84% ▲	134	113	84% ▲
MAINE MUNICIPAL ASSOCIATION Group Total						
	134	113	84% ▲	134	113	84% ▲
MAINE SCHOOL MANAGEMENT ASSOCIATION	Wage(s) Due	Timely Wage(s)	Compliance	Fringe(s) Due	Timely Fringe(s)	Compliance
CA250 MAINE SCHOOL MANAGEMENT ASSOCIATION	30	26	87%	30	26	87%
Total	30	26	87% ▲	30	26	87% ▲
MAINE SCHOOL MANAGEMENT ASSOCIATION Group Total						
	30	26	87% ▲	30	26	87% ▲
MITSUI SUMITOMO INS CO OF AMERICA	Wage(s) Due	Timely Wage(s)	Compliance	Fringe(s) Due	Timely Fringe(s)	Compliance
MITSUI SUMITOMO INS CO OF AMERICA	*	*	*	*	*	*
Total	*	*	*	*	*	*
MITSUI SUMITOMO INS CO OF AMERICA TPA Administered Claims	Wage(s) Due	Timely Wage(s)	Compliance	Fringe(s) Due	Timely Fringe(s)	Compliance
CA070 CANNON COCHRAN MANAGEMENT SERVICES	2	1	50%	2	1	50%
TPA Total	2	1	50% ▼	2	1	50% ▼
MITSUI SUMITOMO INS CO OF AMERICA Group Total						
	2	1	50% ▼	2	1	50% ▼
NATIONAL INTERSTATE INSURANCE	Wage(s) Due	Timely Wage(s)	Compliance	Fringe(s) Due	Timely Fringe(s)	Compliance
CA267 NATIONAL INTERSTATE INSURANCE COMPANY	3	3	100%	3	3	100%
Total	3	3	100% ▲	3	3	100% ▲
NATIONAL INTERSTATE INSURANCE Group Total						
	3	3	100% ▲	3	3	100% ▲
NEXT LEVEL ADMINISTRATOR LLC	Wage(s) Due	Timely Wage(s)	Compliance	Fringe(s) Due	Timely Fringe(s)	Compliance
CA433 NEXT LEVEL ADMINISTRATORS LLC	2	0	0%	2	1	50%
Total	2	0	0% ▼	2	1	50% ▼
NEXT LEVEL ADMINISTRATOR LLC Group Total						
	2	0	0% ▼	2	1	50% ▼

INSURANCE GROUP COMPLIANCE
Wage Statements and Fringe Benefit Forms
Second Quarter
4/1/2023 - 6/30/2023

Insurance Company	Total Wage Statement(s) Due	Wage Statement(s) Filed Timely	Compliance Percentage	Total Fringe Benefit Form(s) Due	Fringe Benefit Form(s) Filed Timely	Compliance Percentage
NGM INSURANCE COMPANY NGM INSURANCE COMPANY	Wage(s) Due *	Timely Wage(s) *	Compliance *	Fringe(s) Due *	Timely Fringe(s) *	Compliance *
Total	*	*	*	*	*	*
NGM INSURANCE COMPANY TPA Administered Claims CA300 SEDGWICK CLAIMS MANAGEMENT SERVICES, INC	1	0	0%	1	0	0%
TPA Total	1	0	0% ▼	1	0	0% ▼
NGM INSURANCE COMPANY Group Total	1	0	0% ▼	1	0	0% ▼
OLD REPUBLIC INSURANCE OLD REPUBLIC INSURANCE	Wage(s) Due *	Timely Wage(s) *	Compliance *	Fringe(s) Due *	Timely Fringe(s) *	Compliance *
Total	*	*	*	*	*	*
OLD REPUBLIC INSURANCE TPA Administered Claims CA040 BROADSPIRE SERVICES	1	1	100%	1	1	100%
CA070 CANNON COCHRAN MANAGEMENT SERVICES	3	2	67%	3	2	67%
CA116 CORVEL ENTERPRISE COMP	3	2	67%	3	2	67%
CA190 GALLAGHER BASSETT SERVICES	2	0	0%	2	1	50%
CA280 RISK ENTERPRISE MANAGEMENT	1	0	0%	1	0	0%
CA300 SEDGWICK CLAIMS MANAGEMENT SERVICES	2	1	50%	2	1	50%
TPA Total	12	6	50% ▼	12	7	58% ▼
OLD REPUBLIC INSURANCE Group Total	12	6	50% ▼	12	7	58% ▼
PENNSYLVANIA MFG ASSN PENNSYLVANIA MFG ASSN	Wage(s) Due *	Timely Wage(s) *	Compliance *	Fringe(s) Due *	Timely Fringe(s) *	Compliance *
Total	*	*	*	*	*	*
PENNSYLVANIA MFG ASSN TPA Administered Claims CA190 GALLAGHER BASSETT SERVICES	3	3	100%	3	2	67%
TPA Total	3	3	100% ▲	3	2	67% ▼
PENNSYLVANIA MFG ASSN Group Total	3	3	100% ▲	3	2	67% ▼
PROTECTIVE INSURANCE CA277 PROTECTIVE INSURANCE COMPANY	Wage(s) Due *	Timely Wage(s) *	Compliance *	Fringe(s) Due *	Timely Fringe(s) *	Compliance *
Total	*	*	*	*	*	*
PROTECTIVE INSURANCE TPA Administered Claims CA040 BROADSPIRE SERVICES	2	0	0%	2	1	50%
TPA Total	2	0	0% ▼	2	1	50% ▼
PROTECTIVE INSURANCE Group Total	2	0	0% ▼	2	1	50% ▼

INSURANCE GROUP COMPLIANCE
Wage Statements and Fringe Benefit Forms
Second Quarter
4/1/2023 - 6/30/2023

Insurance Company	Total Wage Statement(s) Due	Wage Statement(s) Filed Timely	Compliance Percentage	Total Fringe Benefit Form(s) Due	Fringe Benefit Form(s) Filed Timely	Compliance Percentage
QBE INSURANCE GROUP						
QBE INSURANCE GROUP	Wage(s) Due	Timely Wage(s)	Compliance	Fringe(s) Due	Timely Fringe(s)	Compliance
	*	*	*	*	*	*
Total	*	*	*	*	*	*
QBE INSURANCE GROUP TPA Administered Claims						
CA300 SEDGWICK CLAIMS MANAGEMENT SERVICES	2	2	100%	2	2	100%
TPA Total	2	2	100% ▲	2	2	100% ▲
QBE INSURANCE GROUP Group Total	2	2	100% ▲	2	2	100% ▲
RISK ENTERPRISE MANAGEMENT						
CA280 RISK ENTERPRISE MANAGEMENT	1	0	0%	1	0	0%
Total	1	0	0% ▼	1	0	0% ▼
RISK ENTERPRISE MANAGEMENT Group Total	1	0	0% ▼	1	0	0% ▼
SAFETY NATIONAL CASUALTY CORP						
SAFETY NATIONAL CASUALTY CORP	Wage(s) Due	Timely Wage(s)	Compliance	Fringe(s) Due	Timely Fringe(s)	Compliance
	*	*	*	*	*	*
Total	*	*	*	*	*	*
SAFETY NATIONAL CASUALTY CORP TPA Administered Claims						
CA040 BROADSPIRE SERVICES	2	2	100%	2	2	100%
CA190 GALLAGHER BASSETT SERVICES	5	5	100%	5	5	100%
CA300 SEDGWICK CLAIMS MANAGEMENT SERVICES	4	4	100%	4	4	100%
TPA Total	11	11	100% ▲	11	11	100% ▲
SAFETY NATIONAL CASUALTY CORP Group Total	11	11	100% ▲	11	11	100% ▲
SAGAMORE INSURANCE						
SAGAMORE INSURANCE	Wage(s) Due	Timely Wage(s)	Compliance	Fringe(s) Due	Timely Fringe(s)	Compliance
	*	*	*	*	*	*
Total	*	*	*	*	*	*
SAGAMORE INSURANCE TPA Administered Claims						
CA040 BROADSPIRE SERVICES	1	0	0%	1	0	0%
TPA Total	1	0	0% ▼	1	0	0% ▼
SAGAMORE INSURANCE Group Total	1	0	0% ▼	1	0	0% ▼
SEDGWICK CLAIMS MANAGEMENT SERVICES						
CA300 SEDGWICK CLAIMS MANAGEMENT SERVICES	108	85	79%	108	84	78%
Total	108	85	79% ▲	108	84	78% ▲
SEDGWICK CLAIMS MANAGEMENT SERVICES Group Total	108	85	79% ▲	108	84	78% ▲

INSURANCE GROUP COMPLIANCE
Wage Statements and Fringe Benefit Forms
Second Quarter
4/1/2023 - 6/30/2023

Insurance Company	Total Wage Statement(s) Due	Wage Statement(s) Filed Timely	Compliance Percentage	Total Fringe Benefit Form(s) Due	Fringe Benefit Form(s) Filed Timely	Compliance Percentage
SENTRY INSURANCE	Wage(s) Due	Timely Wage(s)	Compliance	Fringe(s) Due	Timely Fringe(s)	Compliance
CA426 MIDDLESEX INSURANCE COMPANY	2	1	50%	2	1	50%
CA402 SENTRY CASUALTY	5	4	80%	5	4	80%
CA305 SENTRY INSURANCE	1	1	100%	1	1	100%
CA308 SENTRY SELECT INSURANCE	*	*	*	*	*	*
Total	8	6	75% ▲	8	6	75% ▼
SENTRY INSURANCE Group Total	8	6	75% ▲	8	6	75% ▼
SERVICE INS HOLDING GROUP	Wage(s) Due	Timely Wage(s)	Compliance	Fringe(s) Due	Timely Fringe(s)	Compliance
SERVICE LLOYDS INSURANCE	*	*	*	*	*	*
Total	*	*	*	*	*	*
SERVICE INS HOLDING GROUP TPA Administered Claims						
CA040 BROADSPIRE SERVICES	1	1	100%	1	1	100%
TPA Total	1	1	100% ▲	1	1	100% ▲
SERVICE INS HOLDING GROUP Group Total	1	1	100% ▲	1	1	100% ▲
SOMPO JAPAN INSURANCE	Wage(s) Due	Timely Wage(s)	Compliance	Fringe(s) Due	Timely Fringe(s)	Compliance
SOMPO JAPAN INSURANCE COMPANY OF AMERICA	*	*	*	*	*	*
Total	*	*	*	*	*	*
SOMPO JAPAN INSURANCE TPA Administered Claims						
CA190 GALLAGHER BASSETT SERVICES	1	0	0%	1	0	0%
TPA Total	1	0	0% ▼	1	0	0% ▼
SOMPO JAPAN INSURANCE Group Total	1	0	0% ▼	1	0	0% ▼
STARR INDEMNITY INSURANCE	Wage(s) Due	Timely Wage(s)	Compliance	Fringe(s) Due	Timely Fringe(s)	Compliance
STARR INDEMNITY INSURANCE	*	*	*	*	*	*
Total	*	*	*	*	*	*
STARR INDEMNITY INSURANCE TPA Administered Claims						
CA190 GALLAGHER BASSETT SERVICES	5	2	40%	5	2	40%
CA300 SEDGWICK CLAIMS MANAGEMENT SERVICES	7	4	57%	7	6	86%
TPA Total	12	6	50% ▼	12	8	67% ▼
STARR INDEMNITY INSURANCE Group Total	12	6	50% ▼	12	8	67% ▼
STATE OF MAINE WORKERS' COMPENSATION TRUST	Wage(s) Due	Timely Wage(s)	Compliance	Fringe(s) Due	Timely Fringe(s)	Compliance
CA307 STATE OF MAINE WORKERS' COMPENSATION TRUST	68	64	94%	68	64	94%
Total	68	64	94% ▲	68	64	94% ▲
STATE OF MAINE WORKERS' COMPENSATION TRUST Group Total	68	64	94% ▲	68	64	94% ▲

INSURANCE GROUP COMPLIANCE
Wage Statements and Fringe Benefit Forms
Second Quarter
4/1/2023 - 6/30/2023

Insurance Company	Total Wage Statement(s) Due	Wage Statement(s) Filed Timely	Compliance Percentage	Total Fringe Benefit Form(s) Due	Fringe Benefit Form(s) Filed Timely	Compliance Percentage
SYNERNET	Wage(s) Due	Timely Wage(s)	Compliance	Fringe(s) Due	Timely Fringe(s)	Compliance
CA320 SYNERNET	107	82	77%	107	80	75%
Total	107	82	77% ▲	107	80	75% ▼
SYNERNET Group Total	107	82	77% ▲	107	80	75% ▼
TRAVELERS INSURANCE	Wage(s) Due	Timely Wage(s)	Compliance	Fringe(s) Due	Timely Fringe(s)	Compliance
CA072 CHARTER OAK FIRE INSURANCE	10	4	40%	10	2	20%
CA284 PHOENIX INSURANCE	1	0	0%	1	0	0%
CA306 STANDARD FIRE INSURANCE	28	13	46%	28	6	21%
CA347 TRAVELERS CASUALTY & SURETY	2	2	100%	2	0	0%
CA348 TRAVELERS CASUALTY INSURANCE COMPANY OF AMERICA	2	1	50%	2	1	50%
CA349 TRAVELERS COMMERCIAL CASUALTY	2	1	50%	2	0	0%
CA346 TRAVELERS INDEMNITY COMPANY OF AMERICA	1	1	100%	1	0	0%
CA345 TRAVELERS PROPERTY CASUALTY INSURANCE	1	0	0%	1	0	0%
Total	47	22	47% ▼	47	9	19% ▼
TRAVELERS INSURANCE TPA Administered Claims						
CA110 CONSTITUTION STATE SERVICES	3	0	0%	3	0	0%
CA300 SEDGWICK CLAIMS MANAGEMENT SERVICES	2	1	50%	2	0	0%
TPA Total	5	1	20% ▼	5	0	0% ▼
TRAVELERS INSURANCE Group Total	52	23	44% ▼	52	9	17% ▼
VANLINER INSURANCE	Wage(s) Due	Timely Wage(s)	Compliance	Fringe(s) Due	Timely Fringe(s)	Compliance
CA379 VANLINER INSURANCE	4	3	75%	4	3	75%
Total	4	3	75% ▲	4	3	75% ▼
VANLINER INSURANCE Group Total	4	3	75% ▲	4	3	75% ▼
WALMART CLAIMS SERVICES	Wage(s) Due	Timely Wage(s)	Compliance	Fringe(s) Due	Timely Fringe(s)	Compliance
CA100 WALMART CLAIMS SERVICES	45	29	64%	45	29	64%
Total	45	29	64% ▼	45	29	64% ▼
WALMART CLAIMS SERVICES Group Total	45	29	64% ▼	45	29	64% ▼

INSURANCE GROUP COMPLIANCE
Wage Statements and Fringe Benefit Forms
Second Quarter
4/1/2023 - 6/30/2023

Insurance Company	Total Wage Statement(s) Due	Wage Statement(s) Filed Timely	Compliance Percentage	Total Fringe Benefit Form(s) Due	Fringe Benefit Form(s) Filed Timely	Compliance Percentage
XL INSURANCE	Wage(s) Due	Timely Wage(s)	Compliance	Fringe(s) Due	Timely Fringe(s)	Compliance
CA384 XL INSURANCE	*	*	*	*	*	*
Total	*	*	*	*	*	*
XL INSURANCE TPA Administered Claims						
CA110 CONSTITUTION STATE SERVICES	2	2	100%	2	2	100%
CA117 COTTINGHAM & BUTLER CLAIMS SERVICES	1	1	100%	1	1	100%
CA190 GALLAGHER BASSETT SERVICES	1	1	100%	1	1	100%
CA300 SEDGWICK CLAIMS MANAGEMENT SERVICES	1	0	0%	1	0	0%
TPA Total	5	4	80% ▲	5	4	80% ▲
XL INSURANCE Group Total	5	4	80% ▲	5	4	80% ▲
ZURICH INSURANCE	Wage(s) Due	Timely Wage(s)	Compliance	Fringe(s) Due	Timely Fringe(s)	Compliance
CA021 AMERICAN GUARANTEE & LIABILITY	2	2	100%	2	2	100%
CA022 AMERICAN ZURICH	16	15	94%	16	15	94%
CA400 ZURICH AMERICAN INSURANCE	8	5	63%	8	5	63%
Total	26	22	85% ▲	26	22	85% ▲
ZURICH INSURANCE TPA Administered Claims						
CA040 BROADSPIRE SERVICES	1	1	100%	1	1	100%
CA116 CORVEL ENTERPRISE COMP	7	5	71%	7	5	71%
CA160 ESIS	1	1	100%	1	1	100%
CA190 GALLAGHER BASSETT SERVICES	10	7	70%	10	8	80%
CA300 SEDGWICK CLAIMS MANAGEMENT SERVICES	1	0	0%	1	0	0%
TPA Total	20	14	70% ▼	20	15	75% ▼
ZURICH INSURANCE Group Total	46	36	78% ▲	46	37	80% ▲

