



QUARTERLY COMPLIANCE REPORT

STATE OF MAINE
WORKERS' COMPENSATION BOARD

Third Quarter 2022
July 1, 2022 - September 30, 2022

Office of Monitoring, Audit &
Enforcement

John C. Rohde
Executive Director

27 State House Station
Augusta, Maine 04333-0027

Executive Summary

On January 10, 2023 the Maine Workers' Compensation Board of Directors approved the 2022 Third Quarter (July 1, 2022 - September 30, 2022) Compliance Report. This report represents the efforts of the Office of Monitoring, Audit and Enforcement and insurers, self-insurers, and third-party administrators (collectively "insurers").

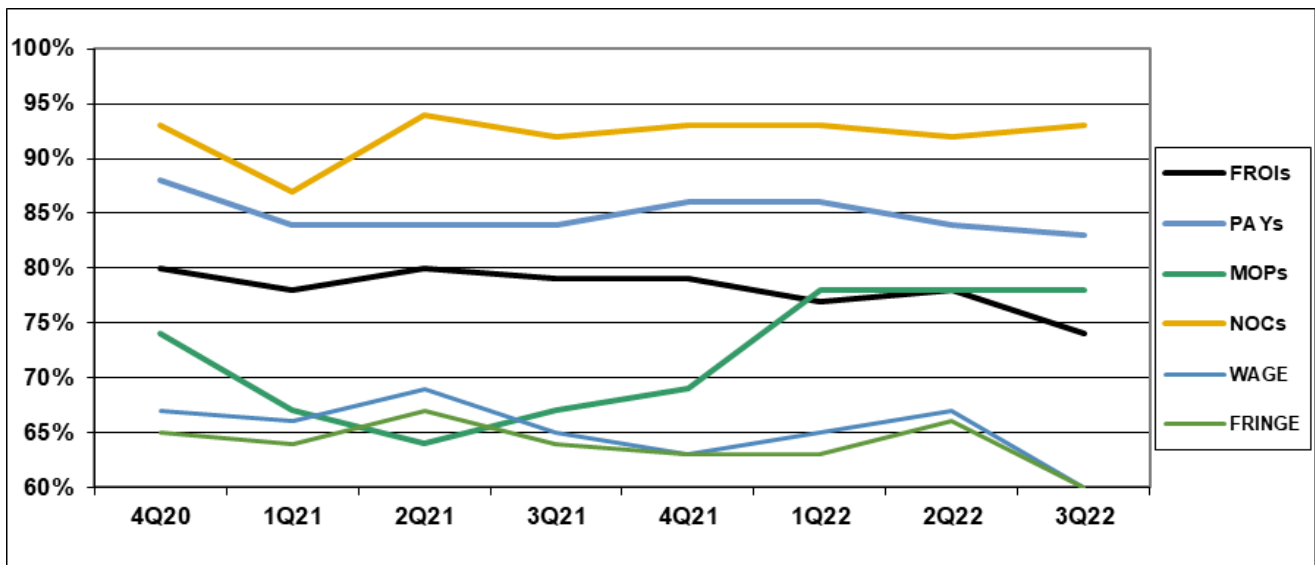
I. COMPLIANCE OVERVIEW

The Reconciliation Report was sent to 118 insurers on October 20, 2022; 95 responded, 17 were not required to respond and 6 did not respond.

The 3Q22 report represents results based upon data received by November 22, 2022. The results are:

	Number of Days	Benchmark	4Q20	1Q21	2Q21	3Q21	4Q21	1Q22	2Q22	3Q22
FROIs	7	85%	80%	78%	80%	79%	79%	77%	78%	74%
PAYs	14	87%	88%	84%	84%	84%	86%	86%	84%	83%
MOPs	17	85%	74%	67%	64%	67%	69%	78%	78%	78%
NOCs	14	90%	93%	87%	94%	92%	93%	93%	92%	93%
WAGE	30	75%	67%	66%	69%	65%	63%	65%	67%	60%
FRINGE	30	75%	65%	64%	67%	64%	63%	63%	66%	60%

Compliance Benchmark Tracking



II. CAVEATS & EXPLANATIONS

A. General

- Question marks (“?”) within this report indicate that the insurer did not provide all of the data required to measure compliance in that particular area.

B. Lost Time First Report of Injury (FROI) Filings

- Compliance with this benchmark exists when the FROI is filed (accepted EDI transaction, with or without errors) within 7 days after the employer receives notice or knowledge of an employee injury that has caused the employee to lose a day’s work.

C. Initial Indemnity Payments (PAYs)

- Compliance with this benchmark exists when the check is mailed within the later of (i) 14 days after the employer’s notice or knowledge of incapacity or (ii) the first day of compensability plus 6 days.
- If an employer continues to pay the employee’s salary, payments are deemed timely for purposes of compliance if made consistent with the employer’s usual payroll practice.

D. Initial Memorandum of Payment (MOP) Filings

- Compliance with this benchmark exists when the MOP is received within 17 days of the employer’s notice or knowledge of incapacity.

E. Initial Indemnity Notice of Controversy (NOC) Filings

- Compliance with this benchmark exists when the NOC is filed (accepted EDI transaction, with or without errors) within 14 days after the employer receives notice or knowledge of the incapacity or death. Measurement excludes filings submitted with full denial reason codes 3A-3H (No Coverage).

F. Wage Information

- Compliance with the benchmark (WCB-2 and WCB-2B forms) exists when the wage information is filed within 30 days of the employer receiving notice or knowledge of incapacity.

III. COMPLETED AUDITS

The Board conducts compliance audits of insurers to ensure that all obligations under the Workers’ Compensation Act are met. The functions of the audit program include, but are not limited to: ensuring that all reporting requirements of the Board are met, auditing the timeliness of benefit payments, auditing the accuracy of indemnity payments, evaluating claims-handling techniques, and determining whether claims are unreasonably contested.

There were no Audits finalized in 3rd Quarter 2022.

LOST TIME FIRST REPORT OF INJURY FILINGS

Chart 1: Timeliness Distribution

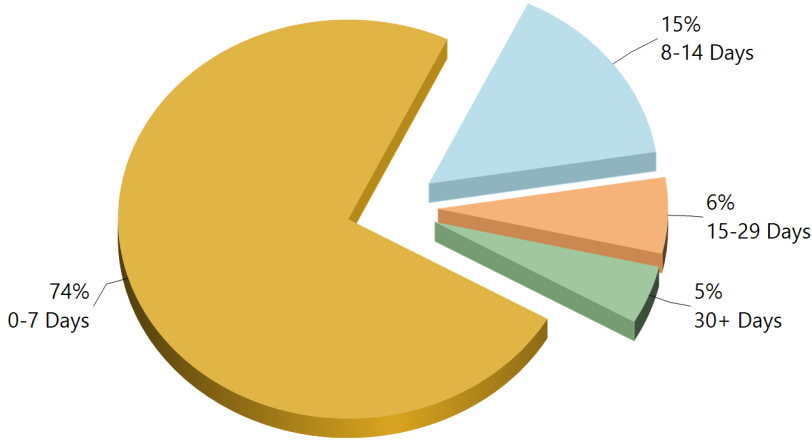


Table 1: Received Within

0-7 Days	2,706	74%
8-14 Days	564	15%
15-29 Days	226	6%
30+ Days	173	5%
? Days	0	0%
Total	3,669	100%

*The percentages may not always add to 100% due to rounding

Chart 2: Quarterly Compliance

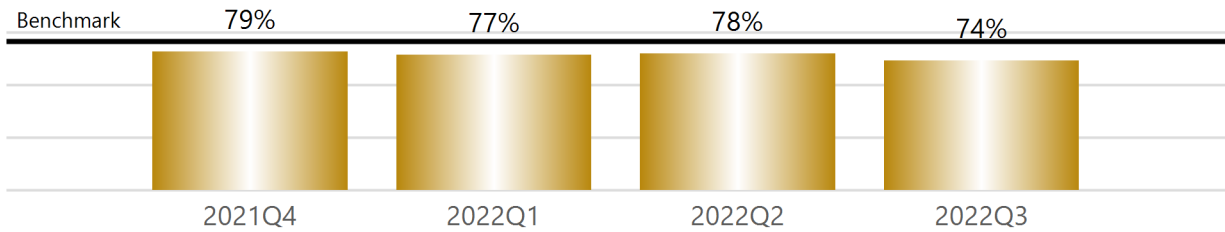
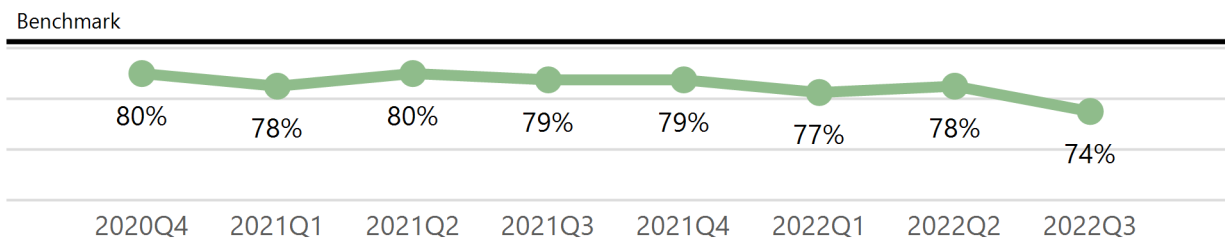


Chart 3: Compliance Trend



INITIAL INDEMNITY PAYMENTS

Chart 4: Timeliness Distribution

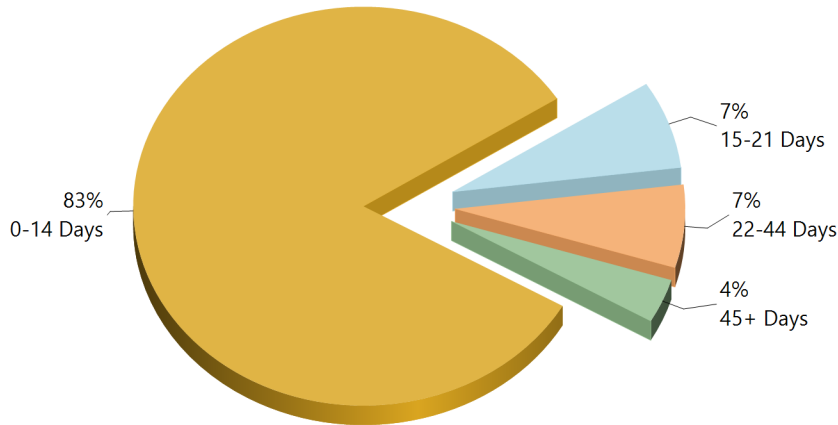


Table 2: Made Within

0-14 Days	787	83%
15-21 Days	68	7%
22-44 Days	64	7%
45+ Days	34	4%
? Days	1	0%
Total	954	100%

*The percentages may not always add to 100% due to rounding

Initial indemnity payments are monitored to ensure that payments are initiated within the time limits established in Section 205. As a result of these efforts, \$36,200 was issued to claimants in penalties and there is another \$5,900 in penalties awaiting resolution.

Chart 5: Quarterly Compliance

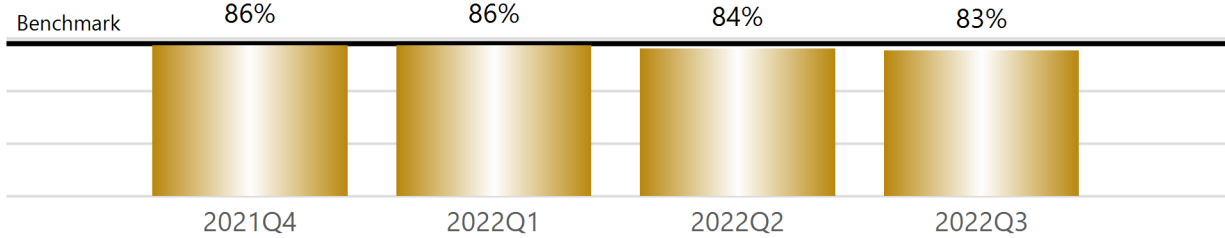
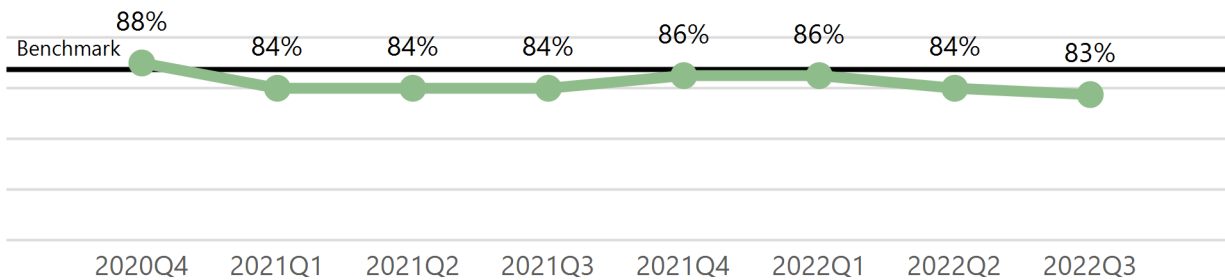


Chart 6: Compliance Trend



INITIAL MEMORANDUM OF PAYMENT FILINGS

Chart 7: Timeliness Distribution

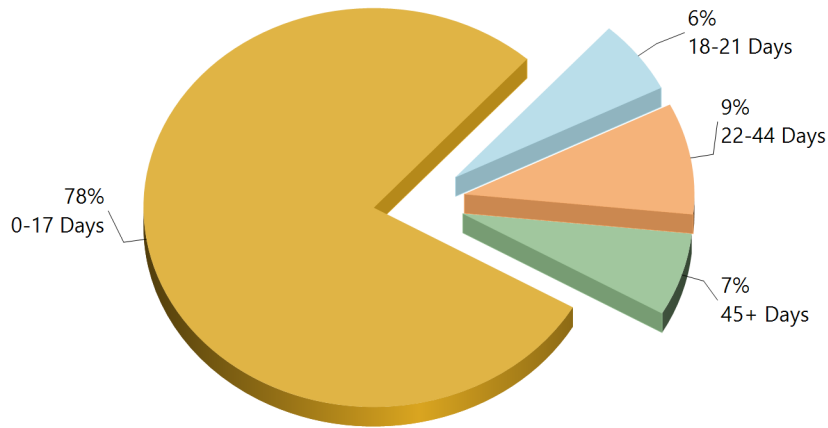


Table 3: Received Within

0-17 Days	746	78%
18-21 Days	57	6%
22-44 Days	86	9%
45+ Days	64	7%
? Days	1	0%
Total	954	100%

*The percentages may not always add to 100% due to rounding

Chart 8: Quarterly Compliance

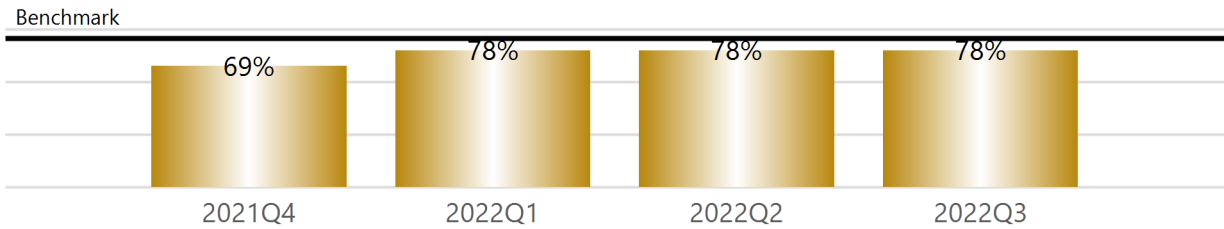
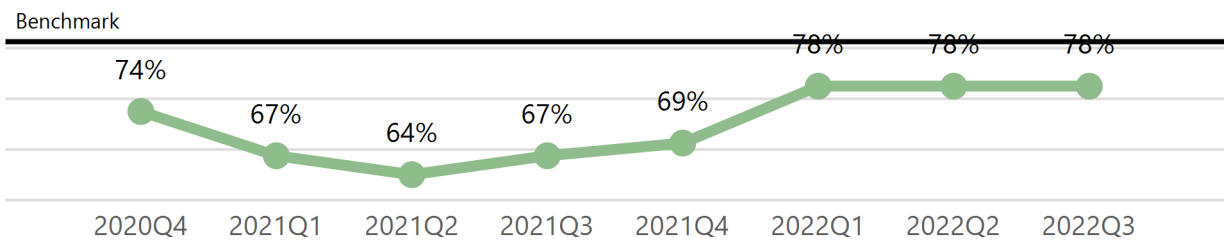


Chart 9: Compliance Trend



INITIAL INDEMNITY NOTICE OF CONTROVERSY FILINGS

Chart 10: Timeliness Distribution

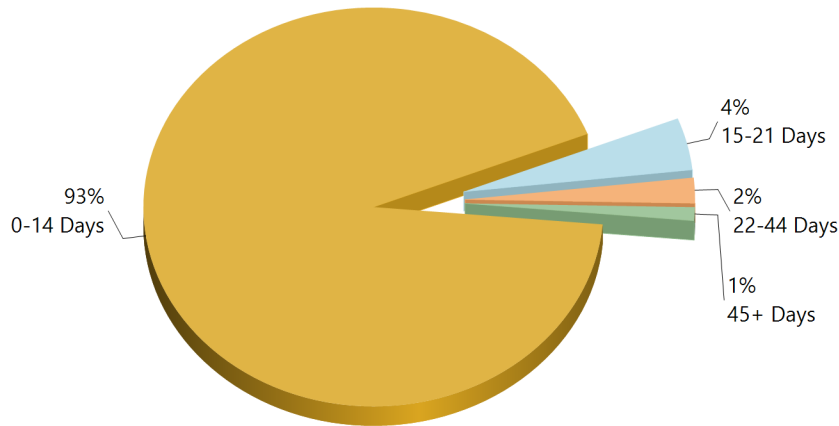


Table 4: Received Within

0-14 Days	766	93%
15-21 Days	35	4%
22-44 Days	17	2%
45+ Days	9	1%
? Days	0	0%
Total	827	100%

*The percentages may not always add to 100% due to rounding

Chart 11: Quarterly Compliance

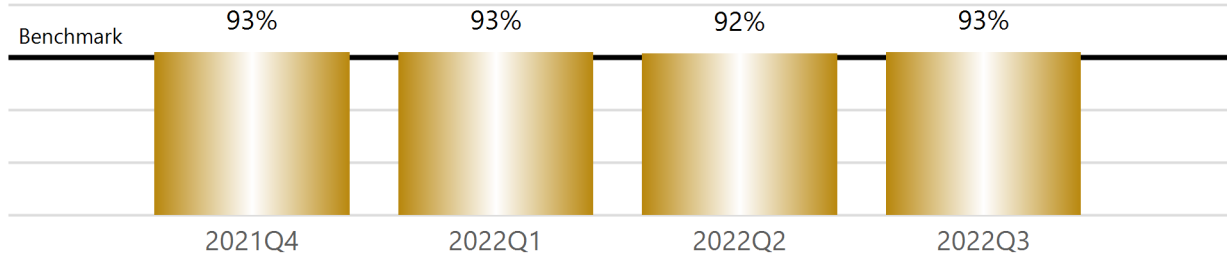
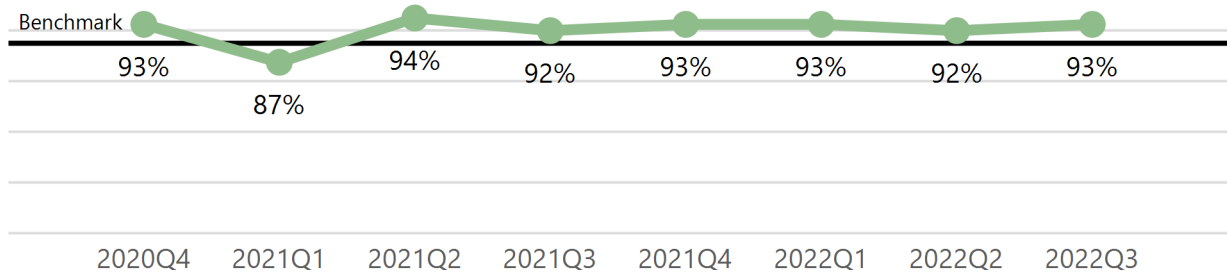


Chart 12: Compliance Trend



WAGE INFORMATION

Chart 13: Wage Statements Due Distribution

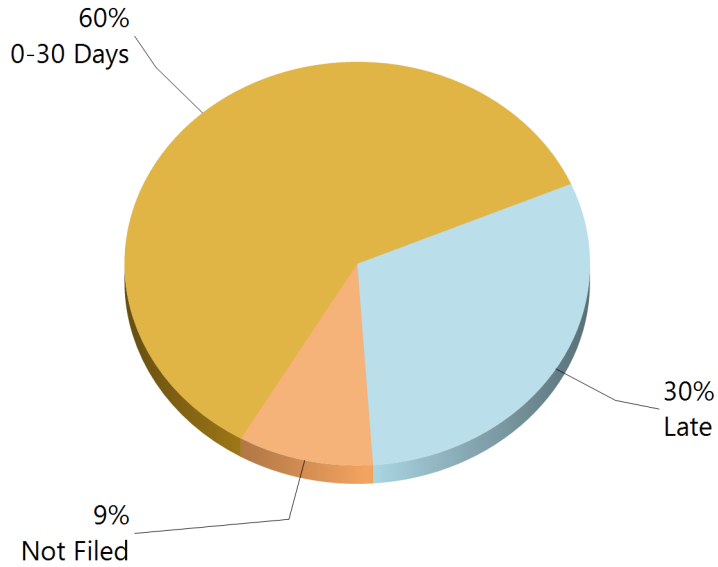


Table 5: Wage Statements Due

0-30 Days	1,317	60%
Late	665	30%
Not Filed	206	9%
Total	2,188	100%

*The percentages may not always add to 100% due to rounding

Wage Statement(s) Received: 1,042 (74%) of the 1,411 Wage Statement(s) that were received this quarter were filed timely, 369 (26%) were filed late.

Chart 14: Fringe Benefit Worksheets Due Distribution

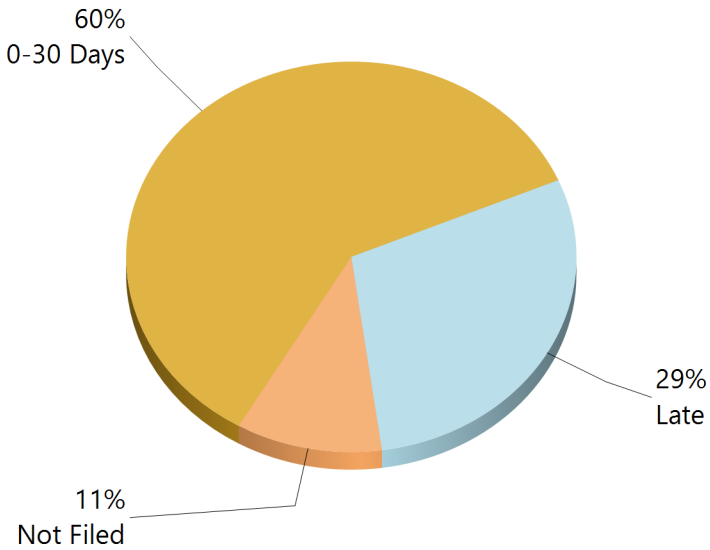


Table 6: Fringe Worksheets Due

0-30 Days	1,318	60%
Late	640	29%
Not Filed	230	11%
Total	2,188	100%

*The percentages may not always add to 100% due to rounding

Fringe Benefit Worksheet(s) Received: 1,318 (60%) of the 2188 Fringe Benefit Worksheet(s) received this quarter were filed timely, 870 (40%) were filed late.

Appendix A

**Insurance Group Compliance
Lost Time FROI Filings and
Initial Indemnity Payments
Third Quarter
7/1/2022-9/30/2022**

INSURANCE GROUP COMPLIANCE

Lost Time FROI and Initial Indemnity Payments

Third Quarter 2022

7/1/2022 - 9/30/2022

Insurance Company	Total Lost Time FROIs Filed	Lost Time FROIs Filed Timely	Compliance Percentage	Total Initial Indemnity Payments Made	Initial Indemnity Payments Made Timely	Compliance Percentage
ACADIA INSURANCE	FROIs Filed	Timely FROIs	Compliance	Payments Made	Timely Payments	Compliance
CA010 ACADIA INSURANCE	51	35	69%	17	16	94%
Total	51	35	69% ▼	17	16	94% ▲
ACADIA INSURANCE Group Total	51	35	69% ▼	17	16	94% ▲
ACCIDENT FUND INSURANCE	FROIs Filed	Timely FROIs	Compliance	Payments Made	Timely Payments	Compliance
ACCIDENT FUND INSURANCE	*	*	*	*	*	*
Total	*	*	*	*	*	*
ACCIDENT FUND INSURANCE TPA Administered Claims						
CA190 GALLAGHER BASSETT SERVICES	2	1	50%	1	0	0%
TPA Total	2	1	50% ▼	1	0	0% ▼
ACCIDENT FUND INSURANCE Group Total	2	1	50% ▼	1	0	0% ▼
ACUITY MUTUAL INSURANCE	FROIs Filed	Timely FROIs	Compliance	Payments Made	Timely Payments	Compliance
CA418 ACUITY MUTUAL INSURANCE	1	1	100%	1	1	100%
Total	1	1	100% ▲	1	1	100% ▲
ACUITY MUTUAL INSURANCE Group Total	1	1	100% ▲	1	1	100% ▲
AIG INSURANCE	FROIs Filed	Timely FROIs	Compliance	Payments Made	Timely Payments	Compliance
CA015 AIG CLAIMS, INC	No Filings	No Filings	No Filings	No Filings	No Filings	No Filings
Total	No Filings	No Filings	No Filings	No Filings	No Filings	No Filings
AIG INSURANCE TPA Administered Claims						
CA040 BROADSPIRE SERVICES	5	1	20%	3	1	33%
CA116 CORVEL ENTERPRISE COMP	3	1	33%	No Filings	No Filings	No Filings
CA160 ESIS	10	0	0%	4	0	0%
CA190 GALLAGHER BASSETT SERVICES	17	12	71%	4	4	100%
CA204 HELMSMAN MANAGEMENT SERVICES	18	13	72%	2	1	50%
CA300 SEDGWICK CLAIMS MANAGEMENT SERVICES	130	99	76%	35	33	94%
TPA Total	183	126	69% ▼	48	39	81% ▼
AIG INSURANCE Group Total	183	126	69% ▼	48	39	81% ▼
AIM MUTUAL GROUP	FROIs Filed	Timely FROIs	Compliance	Payments Made	Timely Payments	Compliance
CA472 AIM MUTUAL INSURANCE	10	6	60%	4	4	100%
Total	10	6	60% ▼	4	4	100% ▲
AIM MUTUAL GROUP Group Total	10	6	60% ▼	4	4	100% ▲

INSURANCE GROUP COMPLIANCE

Lost Time FROI and Initial Indemnity Payments

Third Quarter 2022

7/1/2022 - 9/30/2022

Insurance Company	Total Lost Time FROIs Filed	Lost Time FROIs Filed Timely	Compliance Percentage	Total Initial Indemnity Payments Made	Initial Indemnity Payments Made Timely	Compliance Percentage
AMERICAN FINANCIAL GROUP	FROIs Filed	Timely FROIs	Compliance	Payments Made	Timely Payments	Compliance
CA267 NATIONAL INTERSTATE INSURANCE COMPANY	7	7	100%	4	4	100%
Total	7	7	100% ▲	4	4	100% ▲
AMERICAN FINANCIAL GROUP TPA Administered Claims						
CA323 THE AMERICAN EQUITY UNDERWRITERS	2	1	50%	No Filings	No Filings	No Filings
TPA Total	2	1	50% ▼	No Filings	No Filings	No Filings
AMERICAN FINANCIAL GROUP Group Total	9	8	89% ▲	4	4	100% ▲
AMERISURE INSURANCE	FROIs Filed	Timely FROIs	Compliance	Payments Made	Timely Payments	Compliance
CA013 AMERISURE INSURANCE	*	*	*	*	*	*
Total	*	*	*	*	*	*
AMERISURE INSURANCE TPA Administered Claims						
CA190 GALLAGHER BASSETT SERVICES	3	1	33%	No Filings	No Filings	No Filings
TPA Total	3	1	33% ▼	No Filings	No Filings	No Filings
AMERISURE INSURANCE Group Total	3	1	33% ▼	No Filings	No Filings	No Filings
AMTRUST INSURANCE	FROIs Filed	Timely FROIs	Compliance	Payments Made	Timely Payments	Compliance
CA342 TECHNOLOGY INSURANCE	4	1	25%	3	1	33%
CA381 WESCO INSURANCE	4	1	25%	2	1	50%
Total	8	2	25% ▼	5	2	40% ▼
AMTRUST INSURANCE Group Total	8	2	25% ▼	5	2	40% ▼
ARCH INSURANCE	FROIs Filed	Timely FROIs	Compliance	Payments Made	Timely Payments	Compliance
ARCH INSURANCE	*	*	*	*	*	*
Total	*	*	*	*	*	*
ARCH INSURANCE TPA Administered Claims						
CA040 BROADSPIRE SERVICES	2	2	100%	1	1	100%
CA070 CANNON COCHRAN MANAGEMENT SERVICES	6	5	83%	4	4	100%
CA116 CORVEL ENTERPRISE COMP	22	7	32%	No Filings	No Filings	No Filings
CA117 COTTINGHAM & BUTLER CLAIMS SERVICES	1	0	0%	No Filings	No Filings	No Filings
CA190 GALLAGHER BASSETT SERVICES	7	6	86%	2	1	50%
CA300 SEDGWICK CLAIMS MANAGEMENT SERVICES	3	2	67%	1	1	100%
TPA Total	41	22	54% ▼	8	7	88% ▲
ARCH INSURANCE Group Total	41	22	54% ▼	8	7	88% ▲
BATH IRON WORKS	FROIs Filed	Timely FROIs	Compliance	Payments Made	Timely Payments	Compliance
CA036 BATH IRON WORKS	15	15	100%	13	11	85%
Total	15	15	100% ▲	13	11	85% ▼
BATH IRON WORKS Group Total	15	15	100% ▲	13	11	85% ▼

INSURANCE GROUP COMPLIANCE

Lost Time FROI and Initial Indemnity Payments

Third Quarter 2022

7/1/2022 - 9/30/2022

Insurance Company	Total Lost Time FROIs Filed	Lost Time FROIs Filed Timely	Compliance Percentage	Total Initial Indemnity Payments Made	Initial Indemnity Payments Made Timely	Compliance Percentage
BERKSHIRE HATHAWAY INSURANCE	FROIs Filed	Timely FROIs	Compliance	Payments Made	Timely Payments	Compliance
CA037 BERKSHIRE HATHAWAY DIRECT INSURANCE	1	0	0%	No Filings	No Filings	No Filings
CA114 BERKSHIRE HATHAWAY HOMESTATE INSURANCE	2	0	0%	No Filings	No Filings	No Filings
Total	3	0	0% ▼	No Filings	No Filings	No Filings
BERKSHIRE HATHAWAY INSURANCE Group Total	3	0	0% ▼	No Filings	No Filings	No Filings
BROADSPIRE SERVICES	FROIs Filed	Timely FROIs	Compliance	Payments Made	Timely Payments	Compliance
CA040 BROADSPIRE SERVICES	45	23	51%	14	10	71%
Total	45	23	51% ▼	14	10	71% ▼
BROADSPIRE SERVICES Group Total	45	23	51% ▼	14	10	71% ▼
CANNON COCHRAN MANAGEMENT SERVICES	FROIs Filed	Timely FROIs	Compliance	Payments Made	Timely Payments	Compliance
CA070 CANNON COCHRAN MANAGEMENT SERVICES	53	44	83%	15	13	87%
Total	53	44	83% ▼	15	13	87% ▲
CANNON COCHRAN MANAGEMENT SERVICES Group Total	53	44	83% ▼	15	13	87% ▲
CAROLINA CASUALTY INSURANCE	FROIs Filed	Timely FROIs	Compliance	Payments Made	Timely Payments	Compliance
CAROLINA CASUALTY INSURANCE	*	*	*	*	*	*
Total	*	*	*	*	*	*
CAROLINA CASUALTY INSURANCE TPA Administered Claims	FROIs Filed	Timely FROIs	Compliance	Payments Made	Timely Payments	Compliance
CA190 GALLAGHER BASSETT SERVICES	6	4	67%	3	2	67%
TPA Total	6	4	67% ▼	3	2	67% ▼
CAROLINA CASUALTY INSURANCE Group Total	6	4	67% ▼	3	2	67% ▼

INSURANCE GROUP COMPLIANCE

Lost Time FROI and Initial Indemnity Payments

Third Quarter 2022

7/1/2022 - 9/30/2022

Insurance Company	Total Lost Time FROIs Filed	Lost Time FROIs Filed Timely	Compliance Percentage	Total Initial Indemnity Payments Made	Initial Indemnity Payments Made Timely	Compliance Percentage
CHUBB INSURANCE	FROIs Filed	Timely FROIs	Compliance	Payments Made	Timely Payments	Compliance
ACE AMERICAN INSURANCE COMPANY	*	*	*	*	*	*
ACE INSURANCE	*	*	*	*	*	*
CA046 CHUBB INSURANCE	*	*	*	*	*	*
CHUBB NATIONAL INSURANCE	*	*	*	*	*	*
CA090 FEDERAL INSURANCE	*	*	*	*	*	*
INDEMNITY INS CO OF NORTH AMERICA	*	*	*	*	*	*
Total	*	*	*	*	*	*
CHUBB INSURANCE TPA Administered Claims						
CA040 BROADSPIRE SERVICES	1	0	0%	1	1	100%
CA070 CANNON COCHRAN MANAGEMENT SERVICES	2	2	100%	No Filings	No Filings	No Filings
CA110 CONSTITUTION STATE SERVICES	4	2	50%	4	4	100%
CA116 CORVEL ENTERPRISE COMP	22	8	36%	4	4	100%
CA117 COTTINGHAM & BUTLER CLAIMS SERVICES	1	1	100%	1	1	100%
CA160 ESIS	12	2	17%	8	1	13%
CA190 GALLAGHER BASSETT SERVICES	46	34	74%	18	14	78%
CA204 HELMSMAN MANAGEMENT SERVICES	1	0	0%	No Filings	No Filings	No Filings
CA295 RYDER SERVICES	2	1	50%	No Filings	No Filings	No Filings
CA300 SEDGWICK CLAIMS MANAGEMENT SERVICES	88	64	73%	14	12	86%
TPA Total	179	114	64% ▼	50	37	74% ▼
CHUBB INSURANCE Group Total	179	114	64% ▼	50	37	74% ▼
CHURCH MUTUAL INSURANCE	FROIs Filed	Timely FROIs	Compliance	Payments Made	Timely Payments	Compliance
CA084 CHURCH MUTUAL INSURANCE	*	*	*	*	*	*
Total	*	*	*	*	*	*
CHURCH MUTUAL INSURANCE TPA Administered Claims						
CA160 ESIS	2	0	0%	1	1	100%
TPA Total	2	0	0% ▼	1	1	100% ▲
CHURCH MUTUAL INSURANCE Group Total	2	0	0% ▼	1	1	100% ▲
CINCINNATI INSURANCE	FROIs Filed	Timely FROIs	Compliance	Payments Made	Timely Payments	Compliance
CA438 CINCINNATI INSURANCE	4	2	50%	No Filings	No Filings	No Filings
Total	4	2	50% ▼	No Filings	No Filings	No Filings
CINCINNATI INSURANCE Group Total	4	2	50% ▼	No Filings	No Filings	No Filings

INSURANCE GROUP COMPLIANCE

Lost Time FROI and Initial Indemnity Payments

Third Quarter 2022

7/1/2022 - 9/30/2022

Insurance Company	Total Lost Time FROIs Filed	Lost Time FROIs Filed Timely	Compliance Percentage	Total Initial Indemnity Payments Made	Initial Indemnity Payments Made Timely	Compliance Percentage
CNA INSURANCE	FROIs Filed	Timely FROIs	Compliance	Payments Made	Timely Payments	Compliance
CA087 THE CONTINENTAL INSURANCE	4	0	0%	2	2	100%
CA314 TRANSPORTATION INSURANCE	2	0	0%	2	1	50%
Total	6	0	0% ▼	4	3	75% ▼
CNA INSURANCE TPA Administered Claims						
CA040 BROADSPIRE SERVICES	2	1	50%	No Filings	No Filings	No Filings
CA190 GALLAGHER BASSETT SERVICES	1	1	100%	No Filings	No Filings	No Filings
TPA Total	3	2	67% ▼	No Filings	No Filings	No Filings
CNA INSURANCE Group Total	9	2	22% ▼	4	3	75% ▼
CONSTITUTION STATE SERVICES	FROIs Filed	Timely FROIs	Compliance	Payments Made	Timely Payments	Compliance
CA110 CONSTITUTION STATE SERVICES	8	2	25%	5	4	80%
Total	8	2	25% ▼	5	4	80% ▼
CONSTITUTION STATE SERVICES Group Total	8	2	25% ▼	5	4	80% ▼
CORVEL ENTERPRISE COMP	FROIs Filed	Timely FROIs	Compliance	Payments Made	Timely Payments	Compliance
CA116 CORVEL ENTERPRISE COMP	101	42	42%	20	16	80%
Total	101	42	42% ▼	20	16	80% ▼
CORVEL ENTERPRISE COMP Group Total	101	42	42% ▼	20	16	80% ▼
COTTINGHAM & BUTLER CLAIMS SERVICES	FROIs Filed	Timely FROIs	Compliance	Payments Made	Timely Payments	Compliance
CA117 COTTINGHAM & BUTLER CLAIMS SERVICES	4	3	75%	5	4	80%
Total	4	3	75% ▼	5	4	80% ▼
COTTINGHAM & BUTLER CLAIMS SERVICES Group Total	4	3	75% ▼	5	4	80% ▼
CROSS INSURANCE	FROIs Filed	Timely FROIs	Compliance	Payments Made	Timely Payments	Compliance
CA093 CROSS INSURANCE	370	346	94%	65	65	100%
Total	370	346	94% ▲	65	65	100% ▲
CROSS INSURANCE Group Total	370	346	94% ▲	65	65	100% ▲
EASTERN ALLIANCE INSURANCE	FROIs Filed	Timely FROIs	Compliance	Payments Made	Timely Payments	Compliance
CA141 EASTERN ALLIANCE INSURANCE	83	42	51%	28	22	79%
Total	83	42	51% ▼	28	22	79% ▼
EASTERN ALLIANCE INSURANCE Group Total	83	42	51% ▼	28	22	79% ▼

INSURANCE GROUP COMPLIANCE

Lost Time FROI and Initial Indemnity Payments

Third Quarter 2022

7/1/2022 - 9/30/2022

Insurance Company	Total Lost Time FROIs Filed	Lost Time FROIs Filed Timely	Compliance Percentage	Total Initial Indemnity Payments Made	Initial Indemnity Payments Made Timely	Compliance Percentage
ELECTRIC INSURANCE	FROIs Filed	Timely FROIs	Compliance	Payments Made	Timely Payments	Compliance
CA150 ELECTRIC INSURANCE	*	*	*	*	*	*
Total	*	*	*	*	*	*
ELECTRIC INSURANCE TPA Administered Claims						
CA300 SEDGWICK CLAIMS MANAGEMENT SERVICES	6	5	83%	6	5	83%
TPA Total	6	5	83% ▼	6	5	83% ▼
ELECTRIC INSURANCE Group Total	6	5	83% ▼	6	5	83% ▼
EMPLOYERS HOLDING INSURANCE	FROIs Filed	Timely FROIs	Compliance	Payments Made	Timely Payments	Compliance
CA481 EMPLOYERS COMPENSATION INSURANCE	1	0	0%	No Filings	No Filings	No Filings
CA479 EMPLOYERS PREFERRED INSURANCE	3	0	0%	1	1	100%
Total	4	0	0% ▼	1	1	100% ▲
EMPLOYERS HOLDING INSURANCE Group Total	4	0	0% ▼	1	1	100% ▲
ESIS	FROIs Filed	Timely FROIs	Compliance	Payments Made	Timely Payments	Compliance
CA160 ESIS	33	3	9%	16	4	25%
Total	33	3	9% ▼	16	4	25% ▼
ESIS Group Total	33	3	9% ▼	16	4	25% ▼
EVEREST REINS HOLDINGS GROUP	FROIs Filed	Timely FROIs	Compliance	Payments Made	Timely Payments	Compliance
EVEREST REINS HOLDINGS	*	*	*	*	*	*
Total	*	*	*	*	*	*
EVEREST REINS HOLDINGS GROUP TPA Administered Claims						
CA190 GALLAGHER BASSETT SERVICES	1	0	0%	1	1	100%
CA300 SEDGWICK CLAIMS MANAGEMENT SERVICES	2	1	50%	No Filings	No Filings	No Filings
TPA Total	3	1	33% ▼	1	1	100% ▲
EVEREST REINS HOLDINGS GROUP Group Total	3	1	33% ▼	1	1	100% ▲
FAIRFAX FINANCIAL GROUP	FROIs Filed	Timely FROIs	Compliance	Payments Made	Timely Payments	Compliance
CA257 NORTH RIVER INSURANCE	*	*	*	*	*	*
CA375 UNITED STATES FIRE INSURANCE	2	0	0%	No Filings	No Filings	No Filings
Total	2	0	0% ▼	No Filings	No Filings	No Filings
FAIRFAX FINANCIAL GROUP TPA Administered Claims						
CA040 BROADSPIRE SERVICES	7	6	86%	No Filings	No Filings	No Filings
TPA Total	7	6	86% ▲	No Filings	No Filings	No Filings
FAIRFAX FINANCIAL GROUP Group Total	9	6	67% ▼	No Filings	No Filings	No Filings
FEDERATED MUTUAL INSURANCE	FROIs Filed	Timely FROIs	Compliance	Payments Made	Timely Payments	Compliance
CA091 FEDERATED MUTUAL INSURANCE	1	0	0%	1	1	100%
Total	1	0	0% ▼	1	1	100% ▲
FEDERATED MUTUAL INSURANCE Group Total	1	0	0% ▼	1	1	100% ▲

Maine Workers' Compensation Board
 Lost Time FROI Filing Benchmark: 85%
 Initial Indemnity Payment Benchmark: 87%

▲ Indicates benchmark met or exceeded
 ▼ Indicates benchmark not met

INSURANCE GROUP COMPLIANCE

Lost Time FROI and Initial Indemnity Payments

Third Quarter 2022

7/1/2022 - 9/30/2022

Insurance Company	Total Lost Time FROIs Filed	Lost Time FROIs Filed Timely	Compliance Percentage	Total Initial Indemnity Payments Made	Initial Indemnity Payments Made Timely	Compliance Percentage
FRANKENMUTH INSURANCE	FROIs Filed	Timely FROIs	Compliance	Payments Made	Timely Payments	Compliance
CA095 FRANKENMUTH INSURANCE	1	0	0%	No Filings	No Filings	No Filings
Total	1	0	0% ▼	No Filings	No Filings	No Filings
FRANKENMUTH INSURANCE Group Total						
	1	0	0% ▼	No Filings	No Filings	No Filings
FUTURECOMP	FROIs Filed	Timely FROIs	Compliance	Payments Made	Timely Payments	Compliance
CA175 FUTURECOMP	41	35	85%	6	6	100%
Total	41	35	85% ▲	6	6	100% ▲
FUTURECOMP Group Total						
	41	35	85% ▲	6	6	100% ▲
GALLAGHER BASSETT SERVICES	FROIs Filed	Timely FROIs	Compliance	Payments Made	Timely Payments	Compliance
CA190 GALLAGHER BASSETT SERVICES	223	160	72%	70	43	61%
Total	223	160	72% ▼	70	43	61% ▼
GALLAGHER BASSETT SERVICES Group Total						
	223	160	72% ▼	70	43	61% ▼
GREAT AMERICAN INSURANCE	FROIs Filed	Timely FROIs	Compliance	Payments Made	Timely Payments	Compliance
CA193 GREAT AMERICAN INSURANCE	No Filings	No Filings	No Filings	1	0	0%
Total	No Filings	No Filings	No Filings	1	0	0% ▼
GREAT AMERICAN INSURANCE Group Total						
	No Filings	No Filings	No Filings	1	0	0% ▼
GREAT DIVIDE INSURANCE	FROIs Filed	Timely FROIs	Compliance	Payments Made	Timely Payments	Compliance
CA189 GREAT DIVIDE INSURANCE	1	0	0%	No Filings	No Filings	No Filings
Total	1	0	0% ▼	No Filings	No Filings	No Filings
GREAT DIVIDE INSURANCE Group Total						
	1	0	0% ▼	No Filings	No Filings	No Filings
GUARD INSURANCE	FROIs Filed	Timely FROIs	Compliance	Payments Made	Timely Payments	Compliance
CA019 AMGUARD INSURANCE	4	3	75%	2	1	50%
CA140 EASTGUARD INSURANCE	*	*	*	*	*	*
CA272 NORGUARD INSURANCE	4	4	100%	No Filings	No Filings	No Filings
Total	8	7	88% ▲	2	1	50% ▼
GUARD INSURANCE Group Total						
	8	7	88% ▲	2	1	50% ▼
HANNAFORD BROTHERS	FROIs Filed	Timely FROIs	Compliance	Payments Made	Timely Payments	Compliance
CA201 HANNAFORD BROTHERS	80	55	69%	29	23	79%
Total	80	55	69% ▼	29	23	79% ▼
HANNAFORD BROTHERS Group Total						
	80	55	69% ▼	29	23	79% ▼

INSURANCE GROUP COMPLIANCE

Lost Time FROI and Initial Indemnity Payments

Third Quarter 2022

7/1/2022 - 9/30/2022

Insurance Company	Total Lost Time FROIs Filed	Lost Time FROIs Filed Timely	Compliance Percentage	Total Initial Indemnity Payments Made	Initial Indemnity Payments Made Timely	Compliance Percentage
HANOVER INSURANCE						
CA428 ALLMERICA FINANCIAL BENEFIT INSURANCE	1	0	0%	No Filings	No Filings	No Filings
CA048 CITIZENS INSURANCE COMPANY OF AMERICA	3	3	100%	No Filings	No Filings	No Filings
CA429 HANOVER AMERICAN INSURANCE	2	0	0%	1	1	100%
CA202 HANOVER INSURANCE	4	3	75%	No Filings	No Filings	No Filings
CA228 MASSACHUSETTS BAY INSURANCE	1	0	0%	No Filings	No Filings	No Filings
Total	11	6	55% ▼	1	1	100% ▲
HANOVER INSURANCE Group Total	11	6	55% ▼	1	1	100% ▲
HARTFORD INSURANCE						
CA188 HARTFORD ACCIDENT & INDEMNITY	No Filings	No Filings	No Filings	1	1	100%
CA185 HARTFORD CASUALTY INSURANCE	1	1	100%	1	1	100%
CA203 HARTFORD FIRE INSURANCE	5	5	100%	No Filings	No Filings	No Filings
CA186 HARTFORD INSURANCE COMPANY OF THE MIDWEST	4	2	50%	1	1	100%
CA187 HARTFORD UNDERWRITERS INSURANCE	6	5	83%	1	1	100%
CA288 PROPERTY & CASUALTY INSURANCE COMPANY OF HARTFORD	11	8	73%	5	4	80%
CA319 TRUMBULL INSURANCE	5	4	80%	No Filings	No Filings	No Filings
CA321 TWIN CITY FIRE INSURANCE	4	2	50%	2	1	50%
Total	36	27	75% ▼	11	9	82% ▼
HARTFORD INSURANCE TPA Administered Claims						
CA040 BROADSPIRE SERVICES	2	2	100%	No Filings	No Filings	No Filings
CA070 CANNON COCHRAN MANAGEMENT SERVICES	2	2	100%	1	1	100%
CA116 CORVEL ENTERPRISE COMP	1	1	100%	No Filings	No Filings	No Filings
CA190 GALLAGHER BASSETT SERVICES	2	1	50%	No Filings	No Filings	No Filings
TPA Total	7	6	86% ▲	1	1	100% ▲
HARTFORD INSURANCE Group Total	43	33	77% ▼	12	10	83% ▼
HELMSMAN MANAGEMENT SERVICES						
CA204 HELMSMAN MANAGEMENT SERVICES	21	13	62%	3	2	67%
Total	21	13	62% ▼	3	2	67% ▼
HELMSMAN MANAGEMENT SERVICES Group Total	21	13	62% ▼	3	2	67% ▼

Maine Workers' Compensation Board

Lost Time FROI Filing Benchmark: 85%

Initial Indemnity Payment Benchmark: 87%

▲ Indicates benchmark met or exceeded

▼ Indicates benchmark not met

INSURANCE GROUP COMPLIANCE

Lost Time FROI and Initial Indemnity Payments

Third Quarter 2022

7/1/2022 - 9/30/2022

Insurance Company	Total Lost Time FROIs Filed	Lost Time FROIs Filed Timely	Compliance Percentage	Total Initial Indemnity Payments Made	Initial Indemnity Payments Made Timely	Compliance Percentage
LIBERTY MUTUAL INSURANCE	FROIs Filed	Timely FROIs	Compliance	Payments Made	Timely Payments	Compliance
CA380 EMPLOYERS INSURANCE OF WAUSAU	2	0	0%	No Filings	No Filings	No Filings
CA210 LIBERTY MUTUAL INSURANCE	64	38	59%	16	15	94%
CA406 OHIO CASUALTY INSURANCE	6	4	67%	1	1	100%
CA407 OHIO SECURITY INSURANCE	2	1	50%	1	0	0%
CA408 WEST AMERICAN INSURANCE	1	0	0%	No Filings	No Filings	No Filings
Total	75	43	57% ▼	18	16	89% ▲
LIBERTY MUTUAL INSURANCE TPA Administered Claims						
CA160 ESIS	6	0	0%	2	1	50%
TPA Total	6	0	0% ▼	2	1	50% ▼
LIBERTY MUTUAL INSURANCE Group Total	81	43	53% ▼	20	17	85% ▼
MAINE AUTOMOBILE DEALERS ASSOCIATION	FROIs Filed	Timely FROIs	Compliance	Payments Made	Timely Payments	Compliance
CA220 MAINE AUTOMOBILE DEALERS ASSOCIATION	1	0	0%	1	0	0%
Total	1	0	0% ▼	1	0	0% ▼
MAINE AUTOMOBILE DEALERS ASSOCIATION Group Total	1	0	0% ▼	1	0	0% ▼
MAINE EMPLOYERS' MUTUAL INSURANCE	FROIs Filed	Timely FROIs	Compliance	Payments Made	Timely Payments	Compliance
CA260 MAINE EMPLOYERS' MUTUAL INSURANCE	1047	690	66%	295	241	82%
Total	1047	690	66% ▼	295	241	82% ▼
MAINE EMPLOYERS' MUTUAL INSURANCE TPA Administered Claims						
CA116 CORVEL ENTERPRISE COMP	1	0	0%	No Filings	No Filings	No Filings
TPA Total	1	0	0% ▼	No Filings	No Filings	No Filings
MAINE EMPLOYERS' MUTUAL INSURANCE Group Total	1048	690	66% ▼	295	241	82% ▼
MAINE HEALTHCARE ASSOCIATION	FROIs Filed	Timely FROIs	Compliance	Payments Made	Timely Payments	Compliance
CA234 MAINE HEALTHCARE ASSOCIATION	37	29	78%	16	15	94%
Total	37	29	78% ▼	16	15	94% ▲
MAINE HEALTHCARE ASSOCIATION Group Total	37	29	78% ▼	16	15	94% ▲
MAINE MOTOR TRANSPORT ASSOCIATION	FROIs Filed	Timely FROIs	Compliance	Payments Made	Timely Payments	Compliance
CA230 MAINE MOTOR TRANSPORT ASSOCIATION	40	39	98%	8	7	88%
Total	40	39	98% ▲	8	7	88% ▲
MAINE MOTOR TRANSPORT ASSOCIATION Group Total	40	39	98% ▲	8	7	88% ▲
MAINE MUNICIPAL ASSOCIATION	FROIs Filed	Timely FROIs	Compliance	Payments Made	Timely Payments	Compliance
CA225 MAINE MUNICIPAL ASSOCIATION	198	189	95%	35	33	94%
Total	198	189	95% ▲	35	33	94% ▲
MAINE MUNICIPAL ASSOCIATION Group Total	198	189	95% ▲	35	33	94% ▲

Maine Workers' Compensation Board
 Lost Time FROI Filing Benchmark: 85%
 Initial Indemnity Payment Benchmark: 87%

▲ Indicates benchmark met or exceeded
 ▼ Indicates benchmark not met

INSURANCE GROUP COMPLIANCE

Lost Time FROI and Initial Indemnity Payments

Third Quarter 2022

7/1/2022 - 9/30/2022

Insurance Company	Total Lost Time FROIs Filed	Lost Time FROIs Filed Timely	Compliance Percentage	Total Initial Indemnity Payments Made	Initial Indemnity Payments Made Timely	Compliance Percentage
MAINE SCHOOL MANAGEMENT ASSOCIATION	FROIs Filed	Timely FROIs	Compliance	Payments Made	Timely Payments	Compliance
CA250 MAINE SCHOOL MANAGEMENT ASSOCIATION	50	49	98%	13	13	100%
Total	50	49	98% ▲	13	13	100% ▲
MAINE SCHOOL MANAGEMENT ASSOCIATION Group Total	50	49	98% ▲	13	13	100% ▲
MARKEL CORP GROUP	FROIs Filed	Timely FROIs	Compliance	Payments Made	Timely Payments	Compliance
STATE NATIONAL INSURANCE	*	*	*	*	*	*
Total	*	*	*	*	*	*
MARKEL CORP GROUP TPA Administered Claims						
CA070 CANNON COCHRAN MANAGEMENT SERVICES	2	1	50%	No Filings	No Filings	No Filings
TPA Total	2	1	50% ▼	No Filings	No Filings	No Filings
MARKEL CORP GROUP Group Total	2	1	50% ▼	No Filings	No Filings	No Filings
MEADOWBROOK INSURANCE	FROIs Filed	Timely FROIs	Compliance	Payments Made	Timely Payments	Compliance
CA255 MEADOWBROOK INSURANCE	2	0	0%	No Filings	No Filings	No Filings
Total	2	0	0% ▼	No Filings	No Filings	No Filings
MEADOWBROOK INSURANCE Group Total	2	0	0% ▼	No Filings	No Filings	No Filings
MITSUI SUMITOMO INS CO OF AMERICA	FROIs Filed	Timely FROIs	Compliance	Payments Made	Timely Payments	Compliance
MITSUI SUMITOMO INS CO OF AMERICA	*	*	*	*	*	*
Total	*	*	*	*	*	*
MITSUI SUMITOMO INS CO OF AMERICA TPA Administered Claims						
CA070 CANNON COCHRAN MANAGEMENT SERVICES	1	1	100%	No Filings	No Filings	No Filings
TPA Total	1	1	100% ▲	No Filings	No Filings	No Filings
MITSUI SUMITOMO INS CO OF AMERICA Group Total	1	1	100% ▲	No Filings	No Filings	No Filings
NATIONWIDE INSURANCE	FROIs Filed	Timely FROIs	Compliance	Payments Made	Timely Payments	Compliance
CA478 NATIONWIDE INSURANCE OF AMERICA	1	0	0%	1	0	0%
Total	1	0	0% ▼	1	0	0% ▼
NATIONWIDE INSURANCE Group Total	1	0	0% ▼	1	0	0% ▼
NEXT LEVEL ADMINISTRATOR LLC	FROIs Filed	Timely FROIs	Compliance	Payments Made	Timely Payments	Compliance
CA433 NEXT LEVEL ADMINISTRATORS LLC	3	3	100%	No Filings	No Filings	No Filings
Total	3	3	100% ▲	No Filings	No Filings	No Filings
NEXT LEVEL ADMINISTRATOR LLC TPA Administered Claims						
CA070 CANNON COCHRAN MANAGEMENT SERVICES	1	0	0%	No Filings	No Filings	No Filings
TPA Total	1	0	0% ▼	No Filings	No Filings	No Filings
NEXT LEVEL ADMINISTRATOR LLC Group Total	4	3	75% ▼	No Filings	No Filings	No Filings

INSURANCE GROUP COMPLIANCE

Lost Time FROI and Initial Indemnity Payments

Third Quarter 2022

7/1/2022 - 9/30/2022

Insurance Company	Total Lost Time FROIs Filed	Lost Time FROIs Filed Timely	Compliance Percentage	Total Initial Indemnity Payments Made	Initial Indemnity Payments Made Timely	Compliance Percentage
OLD REPUBLIC INSURANCE	FROIs Filed	Timely FROIs	Compliance	Payments Made	Timely Payments	Compliance
OLD REPUBLIC INSURANCE	*	*	*	*	*	*
Total	*	*	*	*	*	*
OLD REPUBLIC INSURANCE TPA Administered Claims						
CA070 CANNON COCHRAN MANAGEMENT SERVICES	1	0	0%	1	0	0%
CA116 CORVEL ENTERPRISE COMP	13	9	69%	2	2	100%
CA160 ESIS	1	0	0%	No Filings	No Filings	No Filings
CA190 GALLAGHER BASSETT SERVICES	16	15	94%	5	4	80%
CA204 HELMSMAN MANAGEMENT SERVICES	No Filings	No Filings	No Filings	1	1	100%
CA300 SEDGWICK CLAIMS MANAGEMENT SERVICES	5	2	40%	3	3	100%
TPA Total	36	26	72% ▼	12	10	83% ▼
OLD REPUBLIC INSURANCE Group Total	36	26	72% ▼	12	10	83% ▼
PENNSYLVANIA MFG ASSN	FROIs Filed	Timely FROIs	Compliance	Payments Made	Timely Payments	Compliance
MANUFACTURERS ALLIANCE INSURANCE	*	*	*	*	*	*
PENNSYLVANIA MFG ASSN	*	*	*	*	*	*
PENNSYLVANIA MFG INDEMNITY CO	*	*	*	*	*	*
Total	*	*	*	*	*	*
PENNSYLVANIA MFG ASSN TPA Administered Claims						
CA190 GALLAGHER BASSETT SERVICES	18	10	56%	5	2	40%
TPA Total	18	10	56% ▼	5	2	40% ▼
PENNSYLVANIA MFG ASSN Group Total	18	10	56% ▼	5	2	40% ▼
PROTECTIVE INSURANCE	FROIs Filed	Timely FROIs	Compliance	Payments Made	Timely Payments	Compliance
CA277 PROTECTIVE INSURANCE COMPANY	*	*	*	*	*	*
Total	*	*	*	*	*	*
PROTECTIVE INSURANCE TPA Administered Claims						
CA040 BROADSPIRE SERVICES	3	2	67%	1	0	0%
TPA Total	3	2	67% ▼	1	0	0% ▼
PROTECTIVE INSURANCE Group Total	3	2	67% ▼	1	0	0% ▼
QBE INSURANCE GROUP	FROIs Filed	Timely FROIs	Compliance	Payments Made	Timely Payments	Compliance
QBE INSURANCE GROUP	*	*	*	*	*	*
Total	*	*	*	*	*	*
QBE INSURANCE GROUP TPA Administered Claims						
CA190 GALLAGHER BASSETT SERVICES	1	1	100%	No Filings	No Filings	No Filings
CA300 SEDGWICK CLAIMS MANAGEMENT SERVICES	8	1	13%	2	1	50%
TPA Total	9	2	22% ▼	2	1	50% ▼
QBE INSURANCE GROUP Group Total	9	2	22% ▼	2	1	50% ▼

INSURANCE GROUP COMPLIANCE

Lost Time FROI and Initial Indemnity Payments

Third Quarter 2022

7/1/2022 - 9/30/2022

Insurance Company	Total Lost Time FROIs Filed	Lost Time FROIs Filed Timely	Compliance Percentage	Total Initial Indemnity Payments Made	Initial Indemnity Payments Made Timely	Compliance Percentage
RYDER SERVICES	FROIs Filed	Timely FROIs	Compliance	Payments Made	Timely Payments	Compliance
CA295 RYDER SERVICES	2	1	50%	No Filings	No Filings	No Filings
Total	2	1	50% ▼	No Filings	No Filings	No Filings
RYDER SERVICES Group Total	2	1	50% ▼	No Filings	No Filings	No Filings
SAFETY NATIONAL CASUALTY CORP	FROIs Filed	Timely FROIs	Compliance	Payments Made	Timely Payments	Compliance
SAFETY NATIONAL CASUALTY CORP	*	*	*	*	*	*
Total	*	*	*	*	*	*
SAFETY NATIONAL CASUALTY CORP TPA Administered Claims						
CA040 BROADSPIRE SERVICES	6	3	50%	2	2	100%
CA070 CANNON COCHRAN MANAGEMENT SERVICES	2	2	100%	No Filings	No Filings	No Filings
CA110 CONSTITUTION STATE SERVICES	1	0	0%	No Filings	No Filings	No Filings
CA116 CORVEL ENTERPRISE COMP	11	5	45%	3	1	33%
CA190 GALLAGHER BASSETT SERVICES	13	10	77%	2	1	50%
CA204 HELMSMAN MANAGEMENT SERVICES	2	0	0%	No Filings	No Filings	No Filings
CA300 SEDGWICK CLAIMS MANAGEMENT SERVICES	10	8	80%	No Filings	No Filings	No Filings
TPA Total	45	28	62% ▼	7	4	57% ▼
SAFETY NATIONAL CASUALTY CORP Group Total	45	28	62% ▼	7	4	57% ▼
SEDGWICK CLAIMS MANAGEMENT SERVICES	FROIs Filed	Timely FROIs	Compliance	Payments Made	Timely Payments	Compliance
CA300 SEDGWICK CLAIMS MANAGEMENT SERVICES	336	245	73%	77	65	84%
Total	336	245	73% ▼	77	65	84% ▼
SEDGWICK CLAIMS MANAGEMENT SERVICES Group Total	336	245	73% ▼	77	65	84% ▼
SENTRY INSURANCE	FROIs Filed	Timely FROIs	Compliance	Payments Made	Timely Payments	Compliance
CA207 FLORISTS MUTUAL INSURANCE	1	1	100%	No Filings	No Filings	No Filings
CA426 MIDDLESEX INSURANCE COMPANY	7	3	43%	2	2	100%
CA402 SENTRY CASUALTY	10	4	40%	8	3	38%
CA305 SENTRY INSURANCE	7	2	29%	2	2	100%
Total	25	10	40% ▼	12	7	58% ▼
SENTRY INSURANCE Group Total	25	10	40% ▼	12	7	58% ▼
SERVICE AMERICAN INDEMNITY	FROIs Filed	Timely FROIs	Compliance	Payments Made	Timely Payments	Compliance
SERVICE AMERICAN INDEMNITY	*	*	*	*	*	*
Total	*	*	*	*	*	*
SERVICE AMERICAN INDEMNITY TPA Administered Claims						
CA040 BROADSPIRE SERVICES	11	5	45%	4	3	75%
TPA Total	11	5	45% ▼	4	3	75% ▼
SERVICE AMERICAN INDEMNITY Group Total	11	5	45% ▼	4	3	75% ▼

INSURANCE GROUP COMPLIANCE
 Lost Time FROI and Initial Indemnity Payments
 Third Quarter 2022
 7/1/2022 - 9/30/2022

Insurance Company	Total Lost Time FROIs Filed	Lost Time FROIs Filed Timely	Compliance Percentage	Total Initial Indemnity Payments Made	Initial Indemnity Payments Made Timely	Compliance Percentage
STARR INDEMNITY INSURANCE	FROIs Filed	Timely FROIs	Compliance	Payments Made	Timely Payments	Compliance
STARR INDEMNITY INSURANCE	*	*	*	*	*	*
Total	*	*	*	*	*	*
STARR INDEMNITY INSURANCE TPA Administered Claims						
CA190 GALLAGHER BASSETT SERVICES	13	8	62%	3	2	67%
CA300 SEDGWICK CLAIMS MANAGEMENT SERVICES	14	12	86%	1	1	100%
TPA Total	27	20	74% ▼	4	3	75% ▼
STARR INDEMNITY INSURANCE Group Total	27	20	74% ▼	4	3	75% ▼
STARSTONE NATIONAL INSURANCE	FROIs Filed	Timely FROIs	Compliance	Payments Made	Timely Payments	Compliance
STARSTONE NATIONAL INSURANCE	*	*	*	*	*	*
Total	*	*	*	*	*	*
STARSTONE NATIONAL INSURANCE TPA Administered Claims						
CA070 CANNON COCHRAN MANAGEMENT SERVICES	1	0	0%	1	0	0%
CA117 COTTINGHAM & BUTLER CLAIMS SERVICES	No Filings	No Filings	No Filings	3	2	67%
TPA Total	1	0	0% ▼	4	2	50% ▼
STARSTONE NATIONAL INSURANCE Group Total	1	0	0% ▼	4	2	50% ▼
STATE OF MAINE WORKERS' COMPENSATION TRUST	FROIs Filed	Timely FROIs	Compliance	Payments Made	Timely Payments	Compliance
CA307 STATE OF MAINE WORKERS' COMPENSATION TRUST	165	137	83%	29	28	97%
Total	165	137	83% ▼	29	28	97% ▲
STATE OF MAINE WORKERS' COMPENSATION TRUST Group Total	165	137	83% ▼	29	28	97% ▲
SYNERNET	FROIs Filed	Timely FROIs	Compliance	Payments Made	Timely Payments	Compliance
CA320 SYNERNET	256	248	97%	51	49	96%
Total	256	248	97% ▲	51	49	96% ▲
SYNERNET Group Total	256	248	97% ▲	51	49	96% ▲
THE AMERICAN EQUITY UNDERWRITERS	FROIs Filed	Timely FROIs	Compliance	Payments Made	Timely Payments	Compliance
CA323 THE AMERICAN EQUITY UNDERWRITERS	2	1	50%	No Filings	No Filings	No Filings
Total	2	1	50% ▼	No Filings	No Filings	No Filings
THE AMERICAN EQUITY UNDERWRITERS Group Total	2	1	50% ▼	No Filings	No Filings	No Filings

Maine Workers' Compensation Board
 Lost Time FROI Filing Benchmark: 85%
 Initial Indemnity Payment Benchmark: 87%

▲ Indicates benchmark met or exceeded
 ▼ Indicates benchmark not met

INSURANCE GROUP COMPLIANCE
 Lost Time FROI and Initial Indemnity Payments
 Third Quarter 2022
 7/1/2022 - 9/30/2022

Insurance Company	Total Lost Time FROIs Filed	Lost Time FROIs Filed Timely	Compliance Percentage	Total Initial Indemnity Payments Made	Initial Indemnity Payments Made Timely	Compliance Percentage
TRAVELERS INSURANCE	FROIs Filed	Timely FROIs	Compliance	Payments Made	Timely Payments	Compliance
CA072 CHARTER OAK FIRE INSURANCE	20	3	15%	20	15	75%
CA164 FARMINGTON CASUALTY	3	1	33%	2	1	50%
CA284 PHOENIX INSURANCE	1	0	0%	1	0	0%
CA306 STANDARD FIRE INSURANCE	25	15	60%	9	9	100%
CA348 TRAVELERS CASUALTY INSURANCE COMPANY OF AMERICA	3	0	0%	3	2	67%
CA349 TRAVELERS COMMERCIAL CASUALTY	2	0	0%	2	2	100%
CA343 TRAVELERS INDEMNITY COMPANY	1	1	100%	No Filings	No Filings	No Filings
CA346 TRAVELERS INDEMNITY COMPANY OF AMERICA	1	1	100%	1	1	100%
CA345 TRAVELERS PROPERTY CASUALTY INSURANCE	4	1	25%	3	3	100%
Total	60	22	37% ▼	41	33	80% ▼
TRAVELERS INSURANCE TPA Administered Claims						
CA110 CONSTITUTION STATE SERVICES	3	0	0%	1	0	0%
CA190 GALLAGHER BASSETT SERVICES	No Filings	No Filings	No Filings	1	1	100%
TPA Total	3	0	0% ▼	2	1	50% ▼
TRAVELERS INSURANCE Group Total	63	22	35% ▼	43	34	79% ▼
VANLINER INSURANCE	FROIs Filed	Timely FROIs	Compliance	Payments Made	Timely Payments	Compliance
CA379 VANLINER INSURANCE	1	1	100%	1	1	100%
Total	1	1	100% ▲	1	1	100% ▲
VANLINER INSURANCE Group Total	1	1	100% ▲	1	1	100% ▲
WALMART CLAIMS SERVICES	FROIs Filed	Timely FROIs	Compliance	Payments Made	Timely Payments	Compliance
CA100 WALMART CLAIMS SERVICES	96	92	96%	2	2	100%
Total	96	92	96% ▲	2	2	100% ▲
WALMART CLAIMS SERVICES Group Total	96	92	96% ▲	2	2	100% ▲
XL INSURANCE	FROIs Filed	Timely FROIs	Compliance	Payments Made	Timely Payments	Compliance
CA384 XL INSURANCE	*	*	*	*	*	*
Total	*	*	*	*	*	*
XL INSURANCE TPA Administered Claims						
CA040 BROADSPIRE SERVICES	3	0	0%	No Filings	No Filings	No Filings
CA117 COTTINGHAM & BUTLER CLAIMS SERVICES	1	1	100%	No Filings	No Filings	No Filings
CA190 GALLAGHER BASSETT SERVICES	7	6	86%	1	1	100%
CA300 SEDGWICK CLAIMS MANAGEMENT SERVICES	9	7	78%	3	3	100%
TPA Total	20	14	70% ▼	4	4	100% ▲
XL INSURANCE Group Total	20	14	70% ▼	4	4	100% ▲

INSURANCE GROUP COMPLIANCE

Lost Time FROI and Initial Indemnity Payments

Third Quarter 2022

7/1/2022 - 9/30/2022

Insurance Company	Total Lost Time FROIs Filed	Lost Time FROIs Filed Timely	Compliance Percentage	Total Initial Indemnity Payments Made	Initial Indemnity Payments Made Timely	Compliance Percentage
ZURICH INSURANCE	FROIs Filed	Timely FROIs	Compliance	Payments Made	Timely Payments	Compliance
CA021 AMERICAN GUARANTEE & LIABILITY	3	3	100%	2	2	100%
CA022 AMERICAN ZURICH	23	19	83%	4	3	75%
CA400 ZURICH AMERICAN INSURANCE	15	9	60%	7	6	86%
Total	41	31	76% ▼	13	11	85% ▼
ZURICH INSURANCE TPA Administered Claims						
CA040 BROADSPIRE SERVICES	3	1	33%	2	2	100%
CA116 CORVEL ENTERPRISE COMP	13	3	23%	6	4	67%
CA117 COTTINGHAM & BUTLER CLAIMS SERVICES	1	1	100%	1	1	100%
CA160 ESIS	2	1	50%	1	1	100%
CA190 GALLAGHER BASSETT SERVICES	26	20	77%	8	6	75%
CA300 SEDGWICK CLAIMS MANAGEMENT SERVICES	8	7	88%	1	1	100%
TPA Total	53	33	62% ▼	19	15	79% ▼
ZURICH INSURANCE Group Total	94	64	68% ▼	32	26	81% ▼

Appendix B

**Insurance Group Compliance
Initial MOP and Initial Indemnity NOC Filings
Third Quarter
7/1/2022-9/30/2022**

INSURANCE GROUP COMPLIANCE
Initial MOP and Initial Indemnity NOC Filings
Third Quarter 2022
7/1/2022 - 9/30/2022

Insurance Company	Total Initial MOPs Filed	Initial MOPs Filed Timely	Compliance Percentage	Total Initial Indemnity NOCs Filed	Initial Indemnity NOCs Filed Timely	Compliance Percentage
ACADIA INSURANCE	MOPs Filed	Timely MOPs	Compliance	NOCs Filed	Timely NOCs	Compliance
CA010 ACADIA INSURANCE	17	16	94%	7	5	71%
Total	17	16	94% ▲	7	5	71% ▼
ACADIA INSURANCE Group Total	17	16	94% ▲	7	5	71% ▼
ACCIDENT FUND INSURANCE	MOPs Filed	Timely MOPs	Compliance	NOCs Filed	Timely NOCs	Compliance
ACCIDENT FUND INSURANCE	*	*	*	*	*	*
Total	*	*	*	*	*	*
ACCIDENT FUND INSURANCE TPA Administered Claims						
CA190 GALLAGHER BASSETT SERVICES	1	0	0%	No Filings	No Filings	No Filings
TPA Total	1	0	0% ▼	No Filings	No Filings	No Filings
ACCIDENT FUND INSURANCE Group Total	1	0	0% ▼	No Filings	No Filings	No Filings
ACUITY MUTUAL INSURANCE	MOPs Filed	Timely MOPs	Compliance	NOCs Filed	Timely NOCs	Compliance
CA418 ACUITY MUTUAL INSURANCE	1	1	100%	No Filings	No Filings	No Filings
Total	1	1	100% ▲	No Filings	No Filings	No Filings
ACUITY MUTUAL INSURANCE Group Total	1	1	100% ▲	No Filings	No Filings	No Filings
AIG INSURANCE	MOPs Filed	Timely MOPs	Compliance	NOCs Filed	Timely NOCs	Compliance
CA015 AIG CLAIMS, INC	No Filings	No Filings	No Filings	1	1	100%
Total	No Filings	No Filings	No Filings	1	1	100% ▲
AIG INSURANCE TPA Administered Claims						
CA040 BROADSPIRE SERVICES	3	1	33%	No Filings	No Filings	No Filings
CA116 CORVEL ENTERPRISE COMP	No Filings	No Filings	No Filings	2	1	50%
CA160 ESIS	4	0	0%	No Filings	No Filings	No Filings
CA190 GALLAGHER BASSETT SERVICES	4	4	100%	3	3	100%
CA204 HELMSMAN MANAGEMENT SERVICES	2	1	50%	7	5	71%
CA300 SEDGWICK CLAIMS MANAGEMENT SERVICES	35	30	86%	14	13	93%
TPA Total	48	36	75% ▼	26	22	85% ▼
AIG INSURANCE Group Total	48	36	75% ▼	27	23	85% ▼
AIM MUTUAL GROUP	MOPs Filed	Timely MOPs	Compliance	NOCs Filed	Timely NOCs	Compliance
CA472 AIM MUTUAL INSURANCE	4	4	100%	No Filings	No Filings	No Filings
Total	4	4	100% ▲	No Filings	No Filings	No Filings
AIM MUTUAL GROUP Group Total	4	4	100% ▲	No Filings	No Filings	No Filings

INSURANCE GROUP COMPLIANCE
Initial MOP and Initial Indemnity NOC Filings
Third Quarter 2022
7/1/2022 - 9/30/2022

Insurance Company	Total Initial MOPs Filed	Initial MOPs Filed Timely	Compliance Percentage	Total Initial Indemnity NOCs Filed	Initial Indemnity NOCs Filed Timely	Compliance Percentage
AMERICAN FINANCIAL GROUP	MOPs Filed	Timely MOPs	Compliance	NOCs Filed	Timely NOCs	Compliance
CA267 NATIONAL INTERSTATE INSURANCE COMPANY	4	4	100%	3	3	100%
Total	4	4	100% ▲	3	3	100% ▲
AMERICAN FINANCIAL GROUP TPA Administered Claims						
CA323 THE AMERICAN EQUITY UNDERWRITERS	No Filings	No Filings	No Filings	No Filings	No Filings	No Filings
TPA Total	No Filings	No Filings	No Filings	No Filings	No Filings	No Filings
AMERICAN FINANCIAL GROUP Group Total	4	4	100% ▲	3	3	100% ▲
AMERISURE INSURANCE	MOPs Filed	Timely MOPs	Compliance	NOCs Filed	Timely NOCs	Compliance
CA013 AMERISURE INSURANCE	*	*	*	*	*	*
Total	*	*	*	*	*	*
AMERISURE INSURANCE TPA Administered Claims						
CA190 GALLAGHER BASSETT SERVICES	No Filings	No Filings	No Filings	No Filings	No Filings	No Filings
TPA Total	No Filings	No Filings	No Filings	No Filings	No Filings	No Filings
AMERISURE INSURANCE Group Total	No Filings	No Filings	No Filings	No Filings	No Filings	No Filings
AMTRUST INSURANCE	MOPs Filed	Timely MOPs	Compliance	NOCs Filed	Timely NOCs	Compliance
CA342 TECHNOLOGY INSURANCE	3	1	33%	No Filings	No Filings	No Filings
CA381 WESCO INSURANCE	2	0	0%	No Filings	No Filings	No Filings
Total	5	1	20% ▼	No Filings	No Filings	No Filings
AMTRUST INSURANCE Group Total	5	1	20% ▼	No Filings	No Filings	No Filings
ARCH INSURANCE	MOPs Filed	Timely MOPs	Compliance	NOCs Filed	Timely NOCs	Compliance
ARCH INSURANCE	*	*	*	*	*	*
Total	*	*	*	*	*	*
ARCH INSURANCE TPA Administered Claims						
CA040 BROADSPIRE SERVICES	1	1	100%	No Filings	No Filings	No Filings
CA070 CANNON COCHRAN MANAGEMENT SERVICES	4	3	75%	No Filings	No Filings	No Filings
CA116 CORVEL ENTERPRISE COMP	No Filings	No Filings	No Filings	4	4	100%
CA117 COTTINGHAM & BUTLER CLAIMS SERVICES	No Filings	No Filings	No Filings	1	0	0%
CA190 GALLAGHER BASSETT SERVICES	2	1	50%	1	1	100%
CA300 SEDGWICK CLAIMS MANAGEMENT SERVICES	1	1	100%	2	2	100%
TPA Total	8	6	75% ▼	8	7	88% ▼
ARCH INSURANCE Group Total	8	6	75% ▼	8	7	88% ▼
BATH IRON WORKS	MOPs Filed	Timely MOPs	Compliance	NOCs Filed	Timely NOCs	Compliance
CA036 BATH IRON WORKS	13	13	100%	2	2	100%
Total	13	13	100% ▲	2	2	100% ▲
BATH IRON WORKS Group Total	13	13	100% ▲	2	2	100% ▲

INSURANCE GROUP COMPLIANCE
Initial MOP and Initial Indemnity NOC Filings
Third Quarter 2022
7/1/2022 - 9/30/2022

Insurance Company	Total Initial MOPs Filed	Initial MOPs Filed Timely	Compliance Percentage	Total Initial Indemnity NOCs Filed	Initial Indemnity NOCs Filed Timely	Compliance Percentage
BERKSHIRE HATHAWAY INSURANCE	MOPs Filed	Timely MOPs	Compliance	NOCs Filed	Timely NOCs	Compliance
CA037 BERKSHIRE HATHAWAY DIRECT INSURANCE	No Filings	No Filings	No Filings	No Filings	No Filings	No Filings
CA114 BERKSHIRE HATHAWAY HOMESTATE INSURANCE	No Filings	No Filings	No Filings	No Filings	No Filings	No Filings
Total	No Filings	No Filings	No Filings	No Filings	No Filings	No Filings
BERKSHIRE HATHAWAY INSURANCE Group Total	No Filings	No Filings	No Filings	No Filings	No Filings	No Filings
BROADSPIRE SERVICES	MOPs Filed	Timely MOPs	Compliance	NOCs Filed	Timely NOCs	Compliance
CA040 BROADSPIRE SERVICES	14	10	71%	10	7	70%
Total	14	10	71% ▼	10	7	70% ▼
BROADSPIRE SERVICES Group Total	14	10	71% ▼	10	7	70% ▼
CANNON COCHRAN MANAGEMENT SERVICES	MOPs Filed	Timely MOPs	Compliance	NOCs Filed	Timely NOCs	Compliance
CA070 CANNON COCHRAN MANAGEMENT SERVICES	15	12	80%	8	8	100%
Total	15	12	80% ▼	8	8	100% ▲
CANNON COCHRAN MANAGEMENT SERVICES Group Total	15	12	80% ▼	8	8	100% ▲
CAROLINA CASUALTY INSURANCE	MOPs Filed	Timely MOPs	Compliance	NOCs Filed	Timely NOCs	Compliance
CAROLINA CASUALTY INSURANCE	*	*	*	*	*	*
Total	*	*	*	*	*	*
CAROLINA CASUALTY INSURANCE TPA Administered Claims						
CA190 GALLAGHER BASSETT SERVICES	3	2	67%	1	1	100%
TPA Total	3	2	67% ▼	1	1	100% ▲
CAROLINA CASUALTY INSURANCE Group Total	3	2	67% ▼	1	1	100% ▲

INSURANCE GROUP COMPLIANCE
Initial MOP and Initial Indemnity NOC Filings
Third Quarter 2022
7/1/2022 - 9/30/2022

Insurance Company	Total Initial MOPs Filed	Initial MOPs Filed Timely	Compliance Percentage	Total Initial Indemnity NOCs Filed	Initial Indemnity NOCs Filed Timely	Compliance Percentage
CHUBB INSURANCE	MOPs Filed	Timely MOPs	Compliance	NOCs Filed	Timely NOCs	Compliance
ACE AMERICAN INSURANCE COMPANY	*	*	*	*	*	*
ACE INSURANCE	*	*	*	*	*	*
CA046 CHUBB INSURANCE	*	*	*	*	*	*
CHUBB NATIONAL INSURANCE	*	*	*	*	*	*
CA090 FEDERAL INSURANCE	*	*	*	*	*	*
INDEMNITY INS CO OF NORTH AMERICA	*	*	*	*	*	*
Total	*	*	*	*	*	*
CHUBB INSURANCE TPA Administered Claims						
CA040 BROADSPIRE SERVICES	1	1	100%	No Filings	No Filings	No Filings
CA070 CANNON COCHRAN MANAGEMENT SERVICES	No Filings	No Filings	No Filings	1	1	100%
CA110 CONSTITUTION STATE SERVICES	4	3	75%	No Filings	No Filings	No Filings
CA116 CORVEL ENTERPRISE COMP	4	3	75%	7	5	71%
CA117 COTTINGHAM & BUTLER CLAIMS SERVICES	1	1	100%	No Filings	No Filings	No Filings
CA160 ESIS	8	1	13%	2	2	100%
CA190 GALLAGHER BASSETT SERVICES	18	13	72%	9	8	89%
CA204 HELMSMAN MANAGEMENT SERVICES	No Filings	No Filings	No Filings	No Filings	No Filings	No Filings
CA295 RYDER SERVICES	No Filings	No Filings	No Filings	No Filings	No Filings	No Filings
CA300 SEDGWICK CLAIMS MANAGEMENT SERVICES	14	12	86%	19	16	84%
TPA Total	50	34	68% ▼	38	32	84% ▼
CHUBB INSURANCE Group Total	50	34	68% ▼	38	32	84% ▼
CHURCH MUTUAL INSURANCE	MOPs Filed	Timely MOPs	Compliance	NOCs Filed	Timely NOCs	Compliance
CA084 CHURCH MUTUAL INSURANCE	*	*	*	*	*	*
Total	*	*	*	*	*	*
CHURCH MUTUAL INSURANCE TPA Administered Claims						
CA160 ESIS	1	1	100%	No Filings	No Filings	No Filings
TPA Total	1	1	100% ▲	No Filings	No Filings	No Filings
CHURCH MUTUAL INSURANCE Group Total	1	1	100% ▲	No Filings	No Filings	No Filings
CINCINNATI INSURANCE	MOPs Filed	Timely MOPs	Compliance	NOCs Filed	Timely NOCs	Compliance
CA438 CINCINNATI INSURANCE	No Filings	No Filings	No Filings	1	0	0%
Total	No Filings	No Filings	No Filings	1	0	0% ▼
CINCINNATI INSURANCE Group Total	No Filings	No Filings	No Filings	1	0	0% ▼

INSURANCE GROUP COMPLIANCE
Initial MOP and Initial Indemnity NOC Filings
Third Quarter 2022
7/1/2022 - 9/30/2022

Insurance Company	Total Initial MOPs Filed	Initial MOPs Filed Timely	Compliance Percentage	Total Initial Indemnity NOCs Filed	Initial Indemnity NOCs Filed Timely	Compliance Percentage
CNA INSURANCE	MOPs Filed	Timely MOPs	Compliance	NOCs Filed	Timely NOCs	Compliance
CA087 THE CONTINENTAL INSURANCE	2	2	100%	2	1	50%
CA314 TRANSPORTATION INSURANCE	2	2	100%	No Filings	No Filings	No Filings
Total	4	4	100% ▲	2	1	50% ▼
CNA INSURANCE TPA Administered Claims						
CA040 BROADSPIRE SERVICES	No Filings	No Filings	No Filings	No Filings	No Filings	No Filings
CA190 GALLAGHER BASSETT SERVICES	No Filings	No Filings	No Filings	No Filings	No Filings	No Filings
TPA Total	No Filings	No Filings	No Filings	No Filings	No Filings	No Filings
CNA INSURANCE Group Total	4	4	100% ▲	2	1	50% ▼
CONSTITUTION STATE SERVICES	MOPs Filed	Timely MOPs	Compliance	NOCs Filed	Timely NOCs	Compliance
CA110 CONSTITUTION STATE SERVICES	5	4	80%	No Filings	No Filings	No Filings
Total	5	4	80% ▼	No Filings	No Filings	No Filings
CONSTITUTION STATE SERVICES Group Total	5	4	80% ▼	No Filings	No Filings	No Filings
CORVEL ENTERPRISE COMP	MOPs Filed	Timely MOPs	Compliance	NOCs Filed	Timely NOCs	Compliance
CA116 CORVEL ENTERPRISE COMP	20	14	70%	23	17	74%
Total	20	14	70% ▼	23	17	74% ▼
CORVEL ENTERPRISE COMP Group Total	20	14	70% ▼	23	17	74% ▼
COTTINGHAM & BUTLER CLAIMS SERVICES	MOPs Filed	Timely MOPs	Compliance	NOCs Filed	Timely NOCs	Compliance
CA117 COTTINGHAM & BUTLER CLAIMS SERVICES	5	2	40%	1	0	0%
Total	5	2	40% ▼	1	0	0% ▼
COTTINGHAM & BUTLER CLAIMS SERVICES Group Total	5	2	40% ▼	1	0	0% ▼
CROSS INSURANCE	MOPs Filed	Timely MOPs	Compliance	NOCs Filed	Timely NOCs	Compliance
CA093 CROSS INSURANCE	65	64	98%	119	118	99%
Total	65	64	98% ▲	119	118	99% ▲
CROSS INSURANCE Group Total	65	64	98% ▲	119	118	99% ▲
EASTERN ALLIANCE INSURANCE	MOPs Filed	Timely MOPs	Compliance	NOCs Filed	Timely NOCs	Compliance
CA141 EASTERN ALLIANCE INSURANCE	28	22	79%	5	5	100%
Total	28	22	79% ▼	5	5	100% ▲
EASTERN ALLIANCE INSURANCE Group Total	28	22	79% ▼	5	5	100% ▲

INSURANCE GROUP COMPLIANCE
Initial MOP and Initial Indemnity NOC Filings
Third Quarter 2022
7/1/2022 - 9/30/2022

Insurance Company	Total Initial MOPs Filed	Initial MOPs Filed Timely	Compliance Percentage	Total Initial Indemnity NOCs Filed	Initial Indemnity NOCs Filed Timely	Compliance Percentage
ELECTRIC INSURANCE	MOPs Filed	Timely MOPs	Compliance	NOCs Filed	Timely NOCs	Compliance
CA150 ELECTRIC INSURANCE	*	*	*	*	*	*
Total	*	*	*	*	*	*
ELECTRIC INSURANCE TPA Administered Claims						
CA300 SEDGWICK CLAIMS MANAGEMENT SERVICES	6	3	50%	No Filings	No Filings	No Filings
TPA Total	6	3	50% ▼	No Filings	No Filings	No Filings
ELECTRIC INSURANCE Group Total	6	3	50% ▼	No Filings	No Filings	No Filings
EMPLOYERS HOLDING INSURANCE	MOPs Filed	Timely MOPs	Compliance	NOCs Filed	Timely NOCs	Compliance
CA481 EMPLOYERS COMPENSATION INSURANCE	No Filings	No Filings	No Filings	No Filings	No Filings	No Filings
CA479 EMPLOYERS PREFERRED INSURANCE	1	1	100%	1	1	100%
Total	1	1	100% ▲	1	1	100% ▲
EMPLOYERS HOLDING INSURANCE Group Total	1	1	100% ▲	1	1	100% ▲
ESIS	MOPs Filed	Timely MOPs	Compliance	NOCs Filed	Timely NOCs	Compliance
CA160 ESIS	16	3	19%	5	3	60%
Total	16	3	19% ▼	5	3	60% ▼
ESIS Group Total	16	3	19% ▼	5	3	60% ▼
EVEREST REINS HOLDINGS GROUP	MOPs Filed	Timely MOPs	Compliance	NOCs Filed	Timely NOCs	Compliance
EVEREST REINS HOLDINGS	*	*	*	*	*	*
Total	*	*	*	*	*	*
EVEREST REINS HOLDINGS GROUP TPA Administered Claims						
CA190 GALLAGHER BASSETT SERVICES	1	1	100%	1	1	100%
CA300 SEDGWICK CLAIMS MANAGEMENT SERVICES	No Filings	No Filings	No Filings	1	1	100%
TPA Total	1	1	100% ▲	2	2	100% ▲
EVEREST REINS HOLDINGS GROUP Group Total	1	1	100% ▲	2	2	100% ▲
FAIRFAX FINANCIAL GROUP	MOPs Filed	Timely MOPs	Compliance	NOCs Filed	Timely NOCs	Compliance
CA257 NORTH RIVER INSURANCE	*	*	*	*	*	*
CA375 UNITED STATES FIRE INSURANCE	No Filings	No Filings	No Filings	No Filings	No Filings	No Filings
Total	No Filings	No Filings	No Filings	No Filings	No Filings	No Filings
FAIRFAX FINANCIAL GROUP TPA Administered Claims						
CA040 BROADSPIRE SERVICES	No Filings	No Filings	No Filings	7	6	86%
TPA Total	No Filings	No Filings	No Filings	7	6	86% ▼
FAIRFAX FINANCIAL GROUP Group Total	No Filings	No Filings	No Filings	7	6	86% ▼
FEDERATED MUTUAL INSURANCE	MOPs Filed	Timely MOPs	Compliance	NOCs Filed	Timely NOCs	Compliance
CA091 FEDERATED MUTUAL INSURANCE	1	0	0%	No Filings	No Filings	No Filings
Total	1	0	0% ▼	No Filings	No Filings	No Filings
FEDERATED MUTUAL INSURANCE Group Total	1	0	0% ▼	No Filings	No Filings	No Filings

Maine Workers' Compensation Board
Initial MOP Filing Benchmark: 85%
Initial Indemnity NOC Benchmark: 90%

▲ Indicates benchmark met or exceeded
▼ Indicates benchmark not met

INSURANCE GROUP COMPLIANCE
Initial MOP and Initial Indemnity NOC Filings
Third Quarter 2022
7/1/2022 - 9/30/2022

Insurance Company	Total Initial MOPs Filed	Initial MOPs Filed Timely	Compliance Percentage	Total Initial Indemnity NOCs Filed	Initial Indemnity NOCs Filed Timely	Compliance Percentage
FRANKENMUTH INSURANCE	MOPs Filed	Timely MOPs	Compliance	NOCs Filed	Timely NOCs	Compliance
CA095 FRANKENMUTH INSURANCE	No Filings	No Filings	No Filings	No Filings	No Filings	No Filings
Total	No Filings	No Filings	No Filings	No Filings	No Filings	No Filings
FRANKENMUTH INSURANCE Group Total	No Filings	No Filings	No Filings	No Filings	No Filings	No Filings
FUTURECOMP	MOPs Filed	Timely MOPs	Compliance	NOCs Filed	Timely NOCs	Compliance
CA175 FUTURECOMP	6	5	83%	11	11	100%
Total	6	5	83% ▼	11	11	100% ▲
FUTURECOMP Group Total	6	5	83% ▼	11	11	100% ▲
GALLAGHER BASSETT SERVICES	MOPs Filed	Timely MOPs	Compliance	NOCs Filed	Timely NOCs	Compliance
CA190 GALLAGHER BASSETT SERVICES	70	41	59%	31	30	97%
Total	70	41	59% ▼	31	30	97% ▲
GALLAGHER BASSETT SERVICES Group Total	70	41	59% ▼	31	30	97% ▲
GREAT AMERICAN INSURANCE	MOPs Filed	Timely MOPs	Compliance	NOCs Filed	Timely NOCs	Compliance
CA193 GREAT AMERICAN INSURANCE	1	0	0%	No Filings	No Filings	No Filings
Total	1	0	0% ▼	No Filings	No Filings	No Filings
GREAT AMERICAN INSURANCE Group Total	1	0	0% ▼	No Filings	No Filings	No Filings
GREAT DIVIDE INSURANCE	MOPs Filed	Timely MOPs	Compliance	NOCs Filed	Timely NOCs	Compliance
CA189 GREAT DIVIDE INSURANCE	No Filings	No Filings	No Filings	No Filings	No Filings	No Filings
Total	No Filings	No Filings	No Filings	No Filings	No Filings	No Filings
GREAT DIVIDE INSURANCE Group Total	No Filings	No Filings	No Filings	No Filings	No Filings	No Filings
GUARD INSURANCE	MOPs Filed	Timely MOPs	Compliance	NOCs Filed	Timely NOCs	Compliance
CA019 AMGUARD INSURANCE	2	0	0%	No Filings	No Filings	No Filings
CA140 EASTGUARD INSURANCE	*	*	*	*	*	*
CA272 NORGUARD INSURANCE	No Filings	No Filings	No Filings	1	1	100%
Total	2	0	0% ▼	1	1	100% ▲
GUARD INSURANCE Group Total	2	0	0% ▼	1	1	100% ▲
HANNAFORD BROTHERS	MOPs Filed	Timely MOPs	Compliance	NOCs Filed	Timely NOCs	Compliance
CA201 HANNAFORD BROTHERS	29	24	83%	19	16	84%
Total	29	24	83% ▼	19	16	84% ▼
HANNAFORD BROTHERS Group Total	29	24	83% ▼	19	16	84% ▼

INSURANCE GROUP COMPLIANCE
Initial MOP and Initial Indemnity NOC Filings
Third Quarter 2022
7/1/2022 - 9/30/2022

Insurance Company	Total Initial MOPs Filed	Initial MOPs Filed Timely	Compliance Percentage	Total Initial Indemnity NOCs Filed	Initial Indemnity NOCs Filed Timely	Compliance Percentage
HANOVER INSURANCE						
CA428 ALLMERICA FINANCIAL BENEFIT INSURANCE	No Filings	No Filings	No Filings	No Filings	No Filings	No Filings
CA048 CITIZENS INSURANCE COMPANY OF AMERICA	No Filings	No Filings	No Filings	1	1	100%
CA429 HANOVER AMERICAN INSURANCE	1	1	100%	No Filings	No Filings	No Filings
CA202 HANOVER INSURANCE	No Filings	No Filings	No Filings	3	3	100%
CA228 MASSACHUSETTS BAY INSURANCE	No Filings	No Filings	No Filings	No Filings	No Filings	No Filings
Total	1	1	100% ▲	4	4	100% ▲
HANOVER INSURANCE Group Total						
	1	1	100% ▲	4	4	100% ▲
HARTFORD INSURANCE						
CA188 HARTFORD ACCIDENT & INDEMNITY	1	0	0%	No Filings	No Filings	No Filings
CA185 HARTFORD CASUALTY INSURANCE	1	1	100%	No Filings	No Filings	No Filings
CA203 HARTFORD FIRE INSURANCE	No Filings	No Filings	No Filings	1	1	100%
CA186 HARTFORD INSURANCE COMPANY OF THE MIDWEST	1	1	100%	1	1	100%
CA187 HARTFORD UNDERWRITERS INSURANCE	1	1	100%	2	2	100%
CA288 PROPERTY & CASUALTY INSURANCE COMPANY OF HARTFORD	5	4	80%	1	1	100%
CA319 TRUMBULL INSURANCE	No Filings	No Filings	No Filings	1	1	100%
CA321 TWIN CITY FIRE INSURANCE	2	1	50%	1	1	100%
Total	11	8	73% ▼	7	7	100% ▲
HARTFORD INSURANCE TPA Administered Claims						
CA040 BROADSPIRE SERVICES	No Filings	No Filings	No Filings	No Filings	No Filings	No Filings
CA070 CANNON COCHRAN MANAGEMENT SERVICES	1	1	100%	No Filings	No Filings	No Filings
CA116 CORVEL ENTERPRISE COMP	No Filings	No Filings	No Filings	No Filings	No Filings	No Filings
CA190 GALLAGHER BASSETT SERVICES	No Filings	No Filings	No Filings	No Filings	No Filings	No Filings
TPA Total	1	1	100% ▲	No Filings	No Filings	No Filings
HARTFORD INSURANCE Group Total						
	12	9	75% ▼	7	7	100% ▲
HELMSMAN MANAGEMENT SERVICES						
CA204 HELMSMAN MANAGEMENT SERVICES	3	1	33%	7	5	71%
Total	3	1	33% ▼	7	5	71% ▼
HELMSMAN MANAGEMENT SERVICES Group Total						
	3	1	33% ▼	7	5	71% ▼

INSURANCE GROUP COMPLIANCE
 Initial MOP and Initial Indemnity NOC Filings
 Third Quarter 2022
 7/1/2022 - 9/30/2022

Insurance Company	Total Initial MOPs Filed	Initial MOPs Filed Timely	Compliance Percentage	Total Initial Indemnity NOCs Filed	Initial Indemnity NOCs Filed Timely	Compliance Percentage
LIBERTY MUTUAL INSURANCE	MOPs Filed	Timely MOPs	Compliance	NOCs Filed	Timely NOCs	Compliance
CA380 EMPLOYERS INSURANCE OF WAUSAU	No Filings	No Filings	No Filings	1	1	100%
CA210 LIBERTY MUTUAL INSURANCE	16	16	100%	22	19	86%
CA406 OHIO CASUALTY INSURANCE	1	1	100%	4	4	100%
CA407 OHIO SECURITY INSURANCE	1	0	0%	No Filings	No Filings	No Filings
CA408 WEST AMERICAN INSURANCE	No Filings	No Filings	No Filings	1	1	100%
Total	18	17	94% ▲	28	25	89% ▼
LIBERTY MUTUAL INSURANCE TPA Administered Claims						
CA160 ESIS	2	0	0%	2	0	0%
TPA Total	2	0	0% ▼	2	0	0% ▼
LIBERTY MUTUAL INSURANCE Group Total	20	17	85% ▲	30	25	83% ▼
MAINE AUTOMOBILE DEALERS ASSOCIATION	MOPs Filed	Timely MOPs	Compliance	NOCs Filed	Timely NOCs	Compliance
CA220 MAINE AUTOMOBILE DEALERS ASSOCIATION	1	0	0%	1	0	0%
Total	1	0	0% ▼	1	0	0% ▼
MAINE AUTOMOBILE DEALERS ASSOCIATION Group Total	1	0	0% ▼	1	0	0% ▼
MAINE EMPLOYERS' MUTUAL INSURANCE	MOPs Filed	Timely MOPs	Compliance	NOCs Filed	Timely NOCs	Compliance
CA260 MAINE EMPLOYERS' MUTUAL INSURANCE	295	231	78%	251	231	92%
Total	295	231	78% ▼	251	231	92% ▲
MAINE EMPLOYERS' MUTUAL INSURANCE TPA Administered Claims						
CA116 CORVEL ENTERPRISE COMP	No Filings	No Filings	No Filings	1	1	100%
TPA Total	No Filings	No Filings	No Filings	1	1	100% ▲
MAINE EMPLOYERS' MUTUAL INSURANCE Group Total	295	231	78% ▼	252	232	92% ▲
MAINE HEALTHCARE ASSOCIATION	MOPs Filed	Timely MOPs	Compliance	NOCs Filed	Timely NOCs	Compliance
CA234 MAINE HEALTHCARE ASSOCIATION	16	15	94%	3	3	100%
Total	16	15	94% ▲	3	3	100% ▲
MAINE HEALTHCARE ASSOCIATION Group Total	16	15	94% ▲	3	3	100% ▲
MAINE MOTOR TRANSPORT ASSOCIATION	MOPs Filed	Timely MOPs	Compliance	NOCs Filed	Timely NOCs	Compliance
CA230 MAINE MOTOR TRANSPORT ASSOCIATION	8	8	100%	7	7	100%
Total	8	8	100% ▲	7	7	100% ▲
MAINE MOTOR TRANSPORT ASSOCIATION Group Total	8	8	100% ▲	7	7	100% ▲
MAINE MUNICIPAL ASSOCIATION	MOPs Filed	Timely MOPs	Compliance	NOCs Filed	Timely NOCs	Compliance
CA225 MAINE MUNICIPAL ASSOCIATION	35	30	86%	68	67	99%
Total	35	30	86% ▲	68	67	99% ▲
MAINE MUNICIPAL ASSOCIATION Group Total	35	30	86% ▲	68	67	99% ▲

Maine Workers' Compensation Board
 Initial MOP Filing Benchmark: 85%
 Initial Indemnity NOC Benchmark: 90%

▲ Indicates benchmark met or exceeded
 ▼ Indicates benchmark not met

INSURANCE GROUP COMPLIANCE

Initial MOP and Initial Indemnity NOC Filings

Third Quarter 2022

7/1/2022 - 9/30/2022

Insurance Company	Total Initial MOPs Filed	Initial MOPs Filed Timely	Compliance Percentage	Total Initial Indemnity NOCs Filed	Initial Indemnity NOCs Filed Timely	Compliance Percentage
MAINE SCHOOL MANAGEMENT ASSOCIATION	MOPs Filed	Timely MOPs	Compliance	NOCs Filed	Timely NOCs	Compliance
CA250 MAINE SCHOOL MANAGEMENT ASSOCIATION	13	13	100%	7	7	100%
Total	13	13	100% ▲	7	7	100% ▲
MAINE SCHOOL MANAGEMENT ASSOCIATION Group Total	13	13	100% ▲	7	7	100% ▲
MARKEL CORP GROUP	MOPs Filed	Timely MOPs	Compliance	NOCs Filed	Timely NOCs	Compliance
STATE NATIONAL INSURANCE	*	*	*	*	*	*
Total	*	*	*	*	*	*
MARKEL CORP GROUP TPA Administered Claims						
CA070 CANNON COCHRAN MANAGEMENT SERVICES	No Filings	No Filings	No Filings	No Filings	No Filings	No Filings
TPA Total	No Filings	No Filings	No Filings	No Filings	No Filings	No Filings
MARKEL CORP GROUP Group Total	No Filings	No Filings	No Filings	No Filings	No Filings	No Filings
MEADOWBROOK INSURANCE	MOPs Filed	Timely MOPs	Compliance	NOCs Filed	Timely NOCs	Compliance
CA255 MEADOWBROOK INSURANCE	No Filings	No Filings	No Filings	No Filings	No Filings	No Filings
Total	No Filings	No Filings	No Filings	No Filings	No Filings	No Filings
MEADOWBROOK INSURANCE Group Total	No Filings	No Filings	No Filings	No Filings	No Filings	No Filings
MITSUI SUMITOMO INS CO OF AMERICA	MOPs Filed	Timely MOPs	Compliance	NOCs Filed	Timely NOCs	Compliance
MITSUI SUMITOMO INS CO OF AMERICA	*	*	*	*	*	*
Total	*	*	*	*	*	*
MITSUI SUMITOMO INS CO OF AMERICA TPA Administered Claims						
CA070 CANNON COCHRAN MANAGEMENT SERVICES	No Filings	No Filings	No Filings	1	1	100%
TPA Total	No Filings	No Filings	No Filings	1	1	100% ▲
MITSUI SUMITOMO INS CO OF AMERICA Group Total	No Filings	No Filings	No Filings	1	1	100% ▲
NATIONWIDE INSURANCE	MOPs Filed	Timely MOPs	Compliance	NOCs Filed	Timely NOCs	Compliance
CA478 NATIONWIDE INSURANCE OF AMERICA	1	0	0%	No Filings	No Filings	No Filings
Total	1	0	0% ▼	No Filings	No Filings	No Filings
NATIONWIDE INSURANCE Group Total	1	0	0% ▼	No Filings	No Filings	No Filings
NEXT LEVEL ADMINISTRATOR LLC	MOPs Filed	Timely MOPs	Compliance	NOCs Filed	Timely NOCs	Compliance
CA433 NEXT LEVEL ADMINISTRATORS LLC	No Filings	No Filings	No Filings	No Filings	No Filings	No Filings
Total	No Filings	No Filings	No Filings	No Filings	No Filings	No Filings
NEXT LEVEL ADMINISTRATOR LLC TPA Administered Claims						
CA070 CANNON COCHRAN MANAGEMENT SERVICES	No Filings	No Filings	No Filings	No Filings	No Filings	No Filings
TPA Total	No Filings	No Filings	No Filings	No Filings	No Filings	No Filings
NEXT LEVEL ADMINISTRATOR LLC Group Total	No Filings	No Filings	No Filings	No Filings	No Filings	No Filings

Maine Workers' Compensation Board

Initial MOP Filing Benchmark: 85%

Initial Indemnity NOC Benchmark: 90%

▲ Indicates benchmark met or exceeded

▼ Indicates benchmark not met

INSURANCE GROUP COMPLIANCE
Initial MOP and Initial Indemnity NOC Filings
Third Quarter 2022
7/1/2022 - 9/30/2022

Insurance Company	Total Initial MOPs Filed	Initial MOPs Filed Timely	Compliance Percentage	Total Initial Indemnity NOCs Filed	Initial Indemnity NOCs Filed Timely	Compliance Percentage
OLD REPUBLIC INSURANCE	MOPs Filed	Timely MOPs	Compliance	NOCs Filed	Timely NOCs	Compliance
OLD REPUBLIC INSURANCE	*	*	*	*	*	*
Total	*	*	*	*	*	*
OLD REPUBLIC INSURANCE TPA Administered Claims						
CA070 CANNON COCHRAN MANAGEMENT SERVICES	1	0	0%	No Filings	No Filings	No Filings
CA116 CORVEL ENTERPRISE COMP	2	1	50%	3	3	100%
CA160 ESIS	No Filings	No Filings	No Filings	1	1	100%
CA190 GALLAGHER BASSETT SERVICES	5	4	80%	5	5	100%
CA204 HELMSMAN MANAGEMENT SERVICES	1	0	0%	No Filings	No Filings	No Filings
CA300 SEDGWICK CLAIMS MANAGEMENT SERVICES	3	3	100%	2	2	100%
TPA Total	12	8	67% ▼	11	11	100% ▲
OLD REPUBLIC INSURANCE Group Total	12	8	67% ▼	11	11	100% ▲
PENNSYLVANIA MFG ASSN	MOPs Filed	Timely MOPs	Compliance	NOCs Filed	Timely NOCs	Compliance
MANUFACTURERS ALLIANCE INSURANCE	*	*	*	*	*	*
PENNSYLVANIA MFG ASSN	*	*	*	*	*	*
PENNSYLVANIA MFG INDEMNITY CO	*	*	*	*	*	*
Total	*	*	*	*	*	*
PENNSYLVANIA MFG ASSN TPA Administered Claims						
CA190 GALLAGHER BASSETT SERVICES	5	3	60%	1	1	100%
TPA Total	5	3	60% ▼	1	1	100% ▲
PENNSYLVANIA MFG ASSN Group Total	5	3	60% ▼	1	1	100% ▲
PROTECTIVE INSURANCE	MOPs Filed	Timely MOPs	Compliance	NOCs Filed	Timely NOCs	Compliance
CA277 PROTECTIVE INSURANCE COMPANY	*	*	*	*	*	*
Total	*	*	*	*	*	*
PROTECTIVE INSURANCE TPA Administered Claims						
CA040 BROADSPIRE SERVICES	1	0	0%	No Filings	No Filings	No Filings
TPA Total	1	0	0% ▼	No Filings	No Filings	No Filings
PROTECTIVE INSURANCE Group Total	1	0	0% ▼	No Filings	No Filings	No Filings
QBE INSURANCE GROUP	MOPs Filed	Timely MOPs	Compliance	NOCs Filed	Timely NOCs	Compliance
QBE INSURANCE GROUP	*	*	*	*	*	*
Total	*	*	*	*	*	*
QBE INSURANCE GROUP TPA Administered Claims						
CA190 GALLAGHER BASSETT SERVICES	No Filings	No Filings	No Filings	No Filings	No Filings	No Filings
CA300 SEDGWICK CLAIMS MANAGEMENT SERVICES	2	1	50%	1	1	100%
TPA Total	2	1	50% ▼	1	1	100% ▲
QBE INSURANCE GROUP Group Total	2	1	50% ▼	1	1	100% ▲

INSURANCE GROUP COMPLIANCE
Initial MOP and Initial Indemnity NOC Filings
Third Quarter 2022
7/1/2022 - 9/30/2022

Insurance Company	Total Initial MOPs Filed	Initial MOPs Filed Timely	Compliance Percentage	Total Initial Indemnity NOCs Filed	Initial Indemnity NOCs Filed Timely	Compliance Percentage
RYDER SERVICES	MOPs Filed	Timely MOPs	Compliance	NOCs Filed	Timely NOCs	Compliance
CA295 RYDER SERVICES	No Filings	No Filings	No Filings	No Filings	No Filings	No Filings
Total	No Filings	No Filings	No Filings	No Filings	No Filings	No Filings
RYDER SERVICES Group Total	No Filings	No Filings	No Filings	No Filings	No Filings	No Filings
SAFETY NATIONAL CASUALTY CORP	MOPs Filed	Timely MOPs	Compliance	NOCs Filed	Timely NOCs	Compliance
SAFETY NATIONAL CASUALTY CORP	*	*	*	*	*	*
Total	*	*	*	*	*	*
SAFETY NATIONAL CASUALTY CORP TPA Administered Claims						
CA040 BROADSPIRE SERVICES	2	2	100%	No Filings	No Filings	No Filings
CA070 CANNON COCHRAN MANAGEMENT SERVICES	No Filings	No Filings	No Filings	2	2	100%
CA110 CONSTITUTION STATE SERVICES	No Filings	No Filings	No Filings	No Filings	No Filings	No Filings
CA116 CORVEL ENTERPRISE COMP	3	2	67%	1	1	100%
CA190 GALLAGHER BASSETT SERVICES	2	2	100%	2	2	100%
CA204 HELMSMAN MANAGEMENT SERVICES	No Filings	No Filings	No Filings	No Filings	No Filings	No Filings
CA300 SEDGWICK CLAIMS MANAGEMENT SERVICES	No Filings	No Filings	No Filings	3	3	100%
TPA Total	7	6	86% ▲	8	8	100% ▲
SAFETY NATIONAL CASUALTY CORP Group Total	7	6	86% ▲	8	8	100% ▲
SEDGWICK CLAIMS MANAGEMENT SERVICES	MOPs Filed	Timely MOPs	Compliance	NOCs Filed	Timely NOCs	Compliance
CA300 SEDGWICK CLAIMS MANAGEMENT SERVICES	77	61	79%	64	55	86%
Total	77	61	79% ▼	64	55	86% ▼
SEDGWICK CLAIMS MANAGEMENT SERVICES Group Total	77	61	79% ▼	64	55	86% ▼
SENTRY INSURANCE	MOPs Filed	Timely MOPs	Compliance	NOCs Filed	Timely NOCs	Compliance
CA207 FLORISTS MUTUAL INSURANCE	No Filings	No Filings	No Filings	No Filings	No Filings	No Filings
CA426 MIDDLESEX INSURANCE COMPANY	2	2	100%	2	2	100%
CA402 SENTRY CASUALTY	8	2	25%	2	1	50%
CA305 SENTRY INSURANCE	2	1	50%	No Filings	No Filings	No Filings
Total	12	5	42% ▼	4	3	75% ▼
SENTRY INSURANCE Group Total	12	5	42% ▼	4	3	75% ▼
SERVICE AMERICAN INDEMNITY	MOPs Filed	Timely MOPs	Compliance	NOCs Filed	Timely NOCs	Compliance
SERVICE AMERICAN INDEMNITY	*	*	*	*	*	*
Total	*	*	*	*	*	*
SERVICE AMERICAN INDEMNITY TPA Administered Claims						
CA040 BROADSPIRE SERVICES	4	3	75%	1	1	100%
TPA Total	4	3	75% ▼	1	1	100% ▲
SERVICE AMERICAN INDEMNITY Group Total	4	3	75% ▼	1	1	100% ▲

INSURANCE GROUP COMPLIANCE
Initial MOP and Initial Indemnity NOC Filings
Third Quarter 2022
7/1/2022 - 9/30/2022

Insurance Company	Total Initial MOPs Filed	Initial MOPs Filed Timely	Compliance Percentage	Total Initial Indemnity NOCs Filed	Initial Indemnity NOCs Filed Timely	Compliance Percentage
STARR INDEMNITY INSURANCE	MOPs Filed	Timely MOPs	Compliance	NOCs Filed	Timely NOCs	Compliance
STARR INDEMNITY INSURANCE	*	*	*	*	*	*
Total	*	*	*	*	*	*
STARR INDEMNITY INSURANCE TPA Administered Claims						
CA190 GALLAGHER BASSETT SERVICES	3	1	33%	2	2	100%
CA300 SEDGWICK CLAIMS MANAGEMENT SERVICES	1	1	100%	3	2	67%
TPA Total	4	2	50% ▼	5	4	80% ▼
STARR INDEMNITY INSURANCE Group Total	4	2	50% ▼	5	4	80% ▼
STARSTONE NATIONAL INSURANCE	MOPs Filed	Timely MOPs	Compliance	NOCs Filed	Timely NOCs	Compliance
STARSTONE NATIONAL INSURANCE	*	*	*	*	*	*
Total	*	*	*	*	*	*
STARSTONE NATIONAL INSURANCE TPA Administered Claims						
CA070 CANNON COCHRAN MANAGEMENT SERVICES	1	0	0%	No Filings	No Filings	No Filings
CA117 COTTINGHAM & BUTLER CLAIMS SERVICES	3	0	0%	No Filings	No Filings	No Filings
TPA Total	4	0	0% ▼	No Filings	No Filings	No Filings
STARSTONE NATIONAL INSURANCE Group Total	4	0	0% ▼	No Filings	No Filings	No Filings
STATE OF MAINE WORKERS' COMPENSATION TRUST	MOPs Filed	Timely MOPs	Compliance	NOCs Filed	Timely NOCs	Compliance
CA307 STATE OF MAINE WORKERS' COMPENSATION TRUST	29	23	79%	34	34	100%
Total	29	23	79% ▼	34	34	100% ▲
STATE OF MAINE WORKERS' COMPENSATION TRUST Group Total	29	23	79% ▼	34	34	100% ▲
SYNERNET	MOPs Filed	Timely MOPs	Compliance	NOCs Filed	Timely NOCs	Compliance
CA320 SYNERNET	51	49	96%	33	32	97%
Total	51	49	96% ▲	33	32	97% ▲
SYNERNET Group Total	51	49	96% ▲	33	32	97% ▲
THE AMERICAN EQUITY UNDERWRITERS	MOPs Filed	Timely MOPs	Compliance	NOCs Filed	Timely NOCs	Compliance
CA323 THE AMERICAN EQUITY UNDERWRITERS	No Filings	No Filings	No Filings	No Filings	No Filings	No Filings
Total	No Filings	No Filings	No Filings	No Filings	No Filings	No Filings
THE AMERICAN EQUITY UNDERWRITERS Group Total	No Filings	No Filings	No Filings	No Filings	No Filings	No Filings

INSURANCE GROUP COMPLIANCE
 Initial MOP and Initial Indemnity NOC Filings
 Third Quarter 2022
 7/1/2022 - 9/30/2022

Insurance Company	Total Initial MOPs Filed	Initial MOPs Filed Timely	Compliance Percentage	Total Initial Indemnity NOCs Filed	Initial Indemnity NOCs Filed Timely	Compliance Percentage
TRAVELERS INSURANCE	MOPs Filed	Timely MOPs	Compliance	NOCs Filed	Timely NOCs	Compliance
CA072 CHARTER OAK FIRE INSURANCE	20	13	65%	2	2	100%
CA164 FARMINGTON CASUALTY	2	1	50%	1	1	100%
CA284 PHOENIX INSURANCE	1	0	0%	No Filings	No Filings	No Filings
CA306 STANDARD FIRE INSURANCE	9	8	89%	4	4	100%
CA348 TRAVELERS CASUALTY INSURANCE COMPANY OF AMERICA	3	0	0%	No Filings	No Filings	No Filings
CA349 TRAVELERS COMMERCIAL CASUALTY	2	1	50%	No Filings	No Filings	No Filings
CA343 TRAVELERS INDEMNITY COMPANY	No Filings	No Filings	No Filings	No Filings	No Filings	No Filings
CA346 TRAVELERS INDEMNITY COMPANY OF AMERICA	1	1	100%	No Filings	No Filings	No Filings
CA345 TRAVELERS PROPERTY CASUALTY INSURANCE	3	2	67%	1	1	100%
Total	41	26	63% ▼	8	8	100% ▲
TRAVELERS INSURANCE TPA Administered Claims						
CA110 CONSTITUTION STATE SERVICES	1	1	100%	No Filings	No Filings	No Filings
CA190 GALLAGHER BASSETT SERVICES	1	0	0%	No Filings	No Filings	No Filings
TPA Total	2	1	50% ▼	No Filings	No Filings	No Filings
TRAVELERS INSURANCE Group Total	43	27	63% ▼	8	8	100% ▲
VANLINER INSURANCE	MOPs Filed	Timely MOPs	Compliance	NOCs Filed	Timely NOCs	Compliance
CA379 VANLINER INSURANCE	1	1	100%	No Filings	No Filings	No Filings
Total	1	1	100% ▲	No Filings	No Filings	No Filings
VANLINER INSURANCE Group Total	1	1	100% ▲	No Filings	No Filings	No Filings
WALMART CLAIMS SERVICES	MOPs Filed	Timely MOPs	Compliance	NOCs Filed	Timely NOCs	Compliance
CA100 WALMART CLAIMS SERVICES	2	1	50%	43	43	100%
Total	2	1	50% ▼	43	43	100% ▲
WALMART CLAIMS SERVICES Group Total	2	1	50% ▼	43	43	100% ▲
XL INSURANCE	MOPs Filed	Timely MOPs	Compliance	NOCs Filed	Timely NOCs	Compliance
CA384 XL INSURANCE	*	*	*	*	*	*
Total	*	*	*	*	*	*
XL INSURANCE TPA Administered Claims						
CA040 BROADSPIRE SERVICES	No Filings	No Filings	No Filings	1	0	0%
CA117 COTTINGHAM & BUTLER CLAIMS SERVICES	No Filings	No Filings	No Filings	No Filings	No Filings	No Filings
CA190 GALLAGHER BASSETT SERVICES	1	1	100%	1	1	100%
CA300 SEDGWICK CLAIMS MANAGEMENT SERVICES	3	3	100%	No Filings	No Filings	No Filings
TPA Total	4	4	100% ▲	2	1	50% ▼
XL INSURANCE Group Total	4	4	100% ▲	2	1	50% ▼

INSURANCE GROUP COMPLIANCE
 Initial MOP and Initial Indemnity NOC Filings
 Third Quarter 2022
 7/1/2022 - 9/30/2022

Insurance Company	Total Initial MOPs Filed	Initial MOPs Filed Timely	Compliance Percentage		Total Initial Indemnity NOCs Filed	Initial Indemnity NOCs Filed Timely	Compliance Percentage	
ZURICH INSURANCE	MOPs Filed	Timely MOPs	Compliance		NOCs Filed	Timely NOCs	Compliance	
CA021 AMERICAN GUARANTEE & LIABILITY	2	2	100%		No Filings	No Filings	No Filings	
CA022 AMERICAN ZURICH	4	3	75%		6	5	83%	
CA400 ZURICH AMERICAN INSURANCE	7	6	86%		2	1	50%	
Total	13	11	85%	▲	8	6	75%	▼
ZURICH INSURANCE TPA Administered Claims								
CA040 BROADSPIRE SERVICES	2	2	100%		1	0	0%	
CA116 CORVEL ENTERPRISE COMP	6	4	67%		2	0	0%	
CA117 COTTINGHAM & BUTLER CLAIMS SERVICES	1	1	100%		No Filings	No Filings	No Filings	
CA160 ESIS	1	1	100%		No Filings	No Filings	No Filings	
CA190 GALLAGHER BASSETT SERVICES	8	5	63%		1	1	100%	
CA300 SEDGWICK CLAIMS MANAGEMENT SERVICES	1	1	100%		4	4	100%	
TPA Total	19	14	74%	▼	8	5	63%	▼
ZURICH INSURANCE Group Total	32	25	78%	▼	16	11	69%	▼

Appendix C

Insurance Group Compliance Wage Statement and Fringe Benefit Form Filings Third Quarter 7/1/2022-9/30/2022

INSURANCE GROUP COMPLIANCE
 Wage Statements and Fringe Benefit Forms
 Third Quarter
 7/1/2022 - 9/30/2022

Insurance Company	Total Wage Statement(s) Due	Wage Statement(s) Filed Timely	Compliance Percentage	Total Fringe Benefit Form(s) Due	Fringe Benefit Form(s) Filed Timely	Compliance Percentage
ACADIA INSURANCE	Wage(s) Due	Timely Wage(s)	Compliance	Fringe(s) Due	Timely Fringe(s)	Compliance
CA010 ACADIA INSURANCE	35	25	71%	35	25	71%
Total	35	25	71% ▼	35	25	71% ▼
ACADIA INSURANCE Group Total	35	25	71% ▼	35	25	71% ▼
ACCIDENT FUND INSURANCE	Wage(s) Due	Timely Wage(s)	Compliance	Fringe(s) Due	Timely Fringe(s)	Compliance
ACCIDENT FUND INSURANCE	*	*	*	*	*	*
Total	*	*	*	*	*	*
ACCIDENT FUND INSURANCE TPA Administered Claims						
CA190 GALLAGHER BASSETT SERVICES	1	0	0%	1	0	0%
TPA Total	1	0	0% ▼	1	0	0% ▼
ACCIDENT FUND INSURANCE Group Total	1	0	0% ▼	1	0	0% ▼
ACUITY MUTUAL INSURANCE	Wage(s) Due	Timely Wage(s)	Compliance	Fringe(s) Due	Timely Fringe(s)	Compliance
CA418 ACUITY MUTUAL INSURANCE	1	1	100%	1	1	100%
Total	1	1	100% ▲	1	1	100% ▲
ACUITY MUTUAL INSURANCE Group Total	1	1	100% ▲	1	1	100% ▲
AIG INSURANCE	Wage(s) Due	Timely Wage(s)	Compliance	Fringe(s) Due	Timely Fringe(s)	Compliance
CA015 AIG CLAIMS, INC	1	0	0%	1	0	0%
Total	1	0	0% ▼	1	0	0% ▼
AIG INSURANCE TPA Administered Claims						
CA040 BROADSPIRE SERVICES	6	1	17%	6	0	0%
CA116 CORVEL ENTERPRISE COMP	3	0	0%	3	0	0%
CA160 ESIS	3	0	0%	3	0	0%
CA190 GALLAGHER BASSETT SERVICES	11	9	82%	11	9	82%
CA204 HELMSMAN MANAGEMENT SERVICES	15	13	87%	15	13	87%
CA300 SEDGWICK CLAIMS MANAGEMENT SERVICES	51	49	96%	51	50	98%
TPA Total	89	72	81% ▲	89	72	81% ▲
AIG INSURANCE Group Total	90	72	80% ▲	90	72	80% ▲
AIM MUTUAL GROUP	Wage(s) Due	Timely Wage(s)	Compliance	Fringe(s) Due	Timely Fringe(s)	Compliance
CA472 AIM MUTUAL INSURANCE	5	3	60%	5	3	60%
Total	5	3	60% ▼	5	3	60% ▼
AIM MUTUAL GROUP Group Total	5	3	60% ▼	5	3	60% ▼
AMERICAN FINANCIAL GROUP	Wage(s) Due	Timely Wage(s)	Compliance	Fringe(s) Due	Timely Fringe(s)	Compliance
CA267 NATIONAL INTERSTATE INSURANCE COMPANY	4	4	100%	4	4	100%
Total	4	4	100% ▲	4	4	100% ▲
AMERICAN FINANCIAL GROUP Group Total	4	4	100% ▲	4	4	100% ▲

INSURANCE GROUP COMPLIANCE
Wage Statements and Fringe Benefit Forms
Third Quarter
7/1/2022 - 9/30/2022

Insurance Company	Total Wage Statement(s) Due	Wage Statement(s) Filed Timely	Compliance Percentage	Total Fringe Benefit Form(s) Due	Fringe Benefit Form(s) Filed Timely	Compliance Percentage
AMERISURE INSURANCE	Wage(s) Due	Timely Wage(s)	Compliance	Fringe(s) Due	Timely Fringe(s)	Compliance
CA013 AMERISURE INSURANCE	*	*	*	*	*	*
Total	*	*	*	*	*	*
AMERISURE INSURANCE TPA Administered Claims						
CA190 GALLAGHER BASSETT SERVICES	1	1	100%	1	1	100%
TPA Total	1	1	100% ▲	1	1	100% ▲
AMERISURE INSURANCE Group Total	1	1	100% ▲	1	1	100% ▲
AMTRUST INSURANCE	Wage(s) Due	Timely Wage(s)	Compliance	Fringe(s) Due	Timely Fringe(s)	Compliance
CA437 SECURITY NATIONAL INSURANCE	3	1	33%	3	0	0%
CA342 TECHNOLOGY INSURANCE	3	0	0%	3	0	0%
CA381 WESCO INSURANCE	7	1	14%	7	1	14%
Total	13	2	15% ▼	13	1	8% ▼
AMTRUST INSURANCE Group Total	13	2	15% ▼	13	1	8% ▼
ARCH INSURANCE	Wage(s) Due	Timely Wage(s)	Compliance	Fringe(s) Due	Timely Fringe(s)	Compliance
ARCH INSURANCE	*	*	*	*	*	*
Total	*	*	*	*	*	*
ARCH INSURANCE TPA Administered Claims						
CA040 BROADSPIRE SERVICES	1	0	0%	1	0	0%
CA070 CANNON COCHRAN MANAGEMENT SERVICES	3	3	100%	3	3	100%
CA116 CORVEL ENTERPRISE COMP	21	2	10%	21	0	0%
CA117 COTTINGHAM & BUTLER CLAIMS SERVICES	1	1	100%	1	1	100%
CA190 GALLAGHER BASSETT SERVICES	1	0	0%	1	0	0%
CA300 SEDGWICK CLAIMS MANAGEMENT SERVICES	5	5	100%	5	5	100%
TPA Total	32	11	34% ▼	32	9	28% ▼
ARCH INSURANCE Group Total	32	11	34% ▼	32	9	28% ▼
BATH IRON WORKS	Wage(s) Due	Timely Wage(s)	Compliance	Fringe(s) Due	Timely Fringe(s)	Compliance
CA036 BATH IRON WORKS	16	13	81%	16	13	81%
Total	16	13	81% ▲	16	13	81% ▲
BATH IRON WORKS Group Total	16	13	81% ▲	16	13	81% ▲
BROADSPIRE SERVICES	Wage(s) Due	Timely Wage(s)	Compliance	Fringe(s) Due	Timely Fringe(s)	Compliance
CA040 BROADSPIRE SERVICES	26	12	46%	26	9	35%
Total	26	12	46% ▼	26	9	35% ▼
BROADSPIRE SERVICES Group Total	26	12	46% ▼	26	9	35% ▼

INSURANCE GROUP COMPLIANCE
Wage Statements and Fringe Benefit Forms
Third Quarter
7/1/2022 - 9/30/2022

Insurance Company	Total Wage Statement(s) Due	Wage Statement(s) Filed Timely	Compliance Percentage	Total Fringe Benefit Form(s) Due	Fringe Benefit Form(s) Filed Timely	Compliance Percentage
CANNON COCHRAN MANAGEMENT SERVICES	Wage(s) Due	Timely Wage(s)	Compliance	Fringe(s) Due	Timely Fringe(s)	Compliance
CA070 CANNON COCHRAN MANAGEMENT SERVICES	26	21	81%	26	20	77%
Total	26	21	81% ▲	26	20	77% ▲
CANNON COCHRAN MANAGEMENT SERVICES Group Total	26	21	81% ▲	26	20	77% ▲
CAROLINA CASUALTY INSURANCE	Wage(s) Due	Timely Wage(s)	Compliance	Fringe(s) Due	Timely Fringe(s)	Compliance
CAROLINA CASUALTY INSURANCE	*	*	*	*	*	*
Total	*	*	*	*	*	*
CAROLINA CASUALTY INSURANCE TPA Administered Claims	Wage(s) Due	Timely Wage(s)	Compliance	Fringe(s) Due	Timely Fringe(s)	Compliance
CA190 GALLAGHER BASSETT SERVICES	7	4	57%	7	4	57%
TPA Total	7	4	57% ▼	7	4	57% ▼
CAROLINA CASUALTY INSURANCE Group Total	7	4	57% ▼	7	4	57% ▼
CHESTERFIELD SERVICES	Wage(s) Due	Timely Wage(s)	Compliance	Fringe(s) Due	Timely Fringe(s)	Compliance
CA080 CHESTERFIELD SERVICES	1	1	100%	1	1	100%
Total	1	1	100% ▲	1	1	100% ▲
CHESTERFIELD SERVICES Group Total	1	1	100% ▲	1	1	100% ▲
CHUBB INSURANCE	Wage(s) Due	Timely Wage(s)	Compliance	Fringe(s) Due	Timely Fringe(s)	Compliance
ACE AMERICAN INSURANCE COMPANY	*	*	*	*	*	*
ACE INSURANCE	*	*	*	*	*	*
CA046 CHUBB INSURANCE	*	*	*	*	*	*
CA090 FEDERAL INSURANCE	*	*	*	*	*	*
INDEMNITY INS CO OF NORTH AMERICA	*	*	*	*	*	*
Total	*	*	*	*	*	*
CHUBB INSURANCE TPA Administered Claims	Wage(s) Due	Timely Wage(s)	Compliance	Fringe(s) Due	Timely Fringe(s)	Compliance
CA040 BROADSPIRE SERVICES	1	0	0%	1	0	0%
CA070 CANNON COCHRAN MANAGEMENT SERVICES	1	1	100%	1	1	100%
CA110 CONSTITUTION STATE SERVICES	4	2	50%	4	1	25%
CA116 CORVEL ENTERPRISE COMP	8	4	50%	8	4	50%
CA117 COTTINGHAM & BUTLER CLAIMS SERVICES	1	1	100%	1	1	100%
CA160 ESIS	9	5	56%	9	3	33%
CA190 GALLAGHER BASSETT SERVICES	29	20	69%	29	20	69%
CA300 SEDGWICK CLAIMS MANAGEMENT SERVICES	47	40	85%	47	38	81%
TPA Total	100	73	73% ▼	100	68	68% ▼
CHUBB INSURANCE Group Total	100	73	73% ▼	100	68	68% ▼

INSURANCE GROUP COMPLIANCE
Wage Statements and Fringe Benefit Forms
Third Quarter
7/1/2022 - 9/30/2022

Insurance Company	Total Wage Statement(s) Due	Wage Statement(s) Filed Timely	Compliance Percentage	Total Fringe Benefit Form(s) Due	Fringe Benefit Form(s) Filed Timely	Compliance Percentage
CHURCH MUTUAL INSURANCE	Wage(s) Due	Timely Wage(s)	Compliance	Fringe(s) Due	Timely Fringe(s)	Compliance
CA084 CHURCH MUTUAL INSURANCE	*	*	*	*	*	*
Total	*	*	*	*	*	*
CHURCH MUTUAL INSURANCE TPA Administered Claims						
CA160 ESIS	1	0	0%	1	0	0%
CA190 GALLAGHER BASSETT SERVICES	1	0	0%	1	0	0%
TPA Total	2	0	0% ▼	2	0	0% ▼
CHURCH MUTUAL INSURANCE Group Total	2	0	0% ▼	2	0	0% ▼
CINCINNATI INSURANCE	Wage(s) Due	Timely Wage(s)	Compliance	Fringe(s) Due	Timely Fringe(s)	Compliance
CA438 CINCINNATI INSURANCE	2	0	0%	2	0	0%
Total	2	0	0% ▼	2	0	0% ▼
CINCINNATI INSURANCE Group Total	2	0	0% ▼	2	0	0% ▼
CNA INSURANCE	Wage(s) Due	Timely Wage(s)	Compliance	Fringe(s) Due	Timely Fringe(s)	Compliance
CA050 CONTINENTAL CASUALTY	1	1	100%	1	1	100%
CA271 NATIONAL FIRE INSURANCE	1	1	100%	1	1	100%
CA087 THE CONTINENTAL INSURANCE	4	1	25%	4	1	25%
CA314 TRANSPORTATION INSURANCE	3	2	67%	3	2	67%
Total	9	5	56% ▼	9	5	56% ▼
CNA INSURANCE Group Total	9	5	56% ▼	9	5	56% ▼
CONSTITUTION STATE SERVICES	Wage(s) Due	Timely Wage(s)	Compliance	Fringe(s) Due	Timely Fringe(s)	Compliance
CA110 CONSTITUTION STATE SERVICES	9	5	56%	9	4	44%
Total	9	5	56% ▼	9	4	44% ▼
CONSTITUTION STATE SERVICES Group Total	9	5	56% ▼	9	4	44% ▼
CORVEL ENTERPRISE COMP	Wage(s) Due	Timely Wage(s)	Compliance	Fringe(s) Due	Timely Fringe(s)	Compliance
CA116 CORVEL ENTERPRISE COMP	60	24	40%	60	22	37%
Total	60	24	40% ▼	60	22	37% ▼
CORVEL ENTERPRISE COMP Group Total	60	24	40% ▼	60	22	37% ▼
COTTINGHAM & BUTLER CLAIMS SERVICES	Wage(s) Due	Timely Wage(s)	Compliance	Fringe(s) Due	Timely Fringe(s)	Compliance
CA117 COTTINGHAM & BUTLER CLAIMS SERVICES	4	4	100%	4	4	100%
Total	4	4	100% ▲	4	4	100% ▲
COTTINGHAM & BUTLER CLAIMS SERVICES Group Total	4	4	100% ▲	4	4	100% ▲
CROSS INSURANCE	Wage(s) Due	Timely Wage(s)	Compliance	Fringe(s) Due	Timely Fringe(s)	Compliance
CA093 CROSS INSURANCE	272	223	82%	272	227	83%
Total	272	223	82% ▲	272	227	83% ▲
CROSS INSURANCE Group Total	272	223	82% ▲	272	227	83% ▲

INSURANCE GROUP COMPLIANCE
Wage Statements and Fringe Benefit Forms
Third Quarter
7/1/2022 - 9/30/2022

Insurance Company	Total Wage Statement(s) Due	Wage Statement(s) Filed Timely	Compliance Percentage	Total Fringe Benefit Form(s) Due	Fringe Benefit Form(s) Filed Timely	Compliance Percentage
EASTERN ALLIANCE INSURANCE	Wage(s) Due	Timely Wage(s)	Compliance	Fringe(s) Due	Timely Fringe(s)	Compliance
CA141 EASTERN ALLIANCE INSURANCE	34	22	65%	34	21	62%
Total	34	22	65% ▼	34	21	62% ▼
EASTERN ALLIANCE INSURANCE Group Total	34	22	65% ▼	34	21	62% ▼
ELECTRIC INSURANCE	Wage(s) Due	Timely Wage(s)	Compliance	Fringe(s) Due	Timely Fringe(s)	Compliance
CA150 ELECTRIC INSURANCE	*	*	*	*	*	*
Total	*	*	*	*	*	*
ELECTRIC INSURANCE TPA Administered Claims						
CA300 SEDGWICK CLAIMS MANAGEMENT SERVICES	4	4	100%	4	4	100%
TPA Total	4	4	100% ▲	4	4	100% ▲
ELECTRIC INSURANCE Group Total	4	4	100% ▲	4	4	100% ▲
EMPLOYERS HOLDING INSURANCE	Wage(s) Due	Timely Wage(s)	Compliance	Fringe(s) Due	Timely Fringe(s)	Compliance
CA480 EMPLOYERS ASSURANCE COMPANY	1	0	0%	1	0	0%
CA479 EMPLOYERS PREFERRED INSURANCE	2	1	50%	2	0	0%
Total	3	1	33% ▼	3	0	0% ▼
EMPLOYERS HOLDING INSURANCE Group Total	3	1	33% ▼	3	0	0% ▼
ESIS	Wage(s) Due	Timely Wage(s)	Compliance	Fringe(s) Due	Timely Fringe(s)	Compliance
CA160 ESIS	18	6	33%	18	4	22%
Total	18	6	33% ▼	18	4	22% ▼
ESIS Group Total	18	6	33% ▼	18	4	22% ▼
EVEREST REINS HOLDINGS GROUP	Wage(s) Due	Timely Wage(s)	Compliance	Fringe(s) Due	Timely Fringe(s)	Compliance
EVEREST REINS HOLDINGS	*	*	*	*	*	*
Total	*	*	*	*	*	*
EVEREST REINS HOLDINGS GROUP TPA Administered Claims						
CA190 GALLAGHER BASSETT SERVICES	4	3	75%	4	3	75%
CA300 SEDGWICK CLAIMS MANAGEMENT SERVICES	1	0	0%	1	1	100%
TPA Total	5	3	60% ▼	5	4	80% ▲
EVEREST REINS HOLDINGS GROUP Group Total	5	3	60% ▼	5	4	80% ▲

INSURANCE GROUP COMPLIANCE
Wage Statements and Fringe Benefit Forms
Third Quarter
7/1/2022 - 9/30/2022

Insurance Company	Total Wage Statement(s) Due	Wage Statement(s) Filed Timely	Compliance Percentage	Total Fringe Benefit Form(s) Due	Fringe Benefit Form(s) Filed Timely	Compliance Percentage
FAIRFAX FINANCIAL GROUP	Wage(s) Due	Timely Wage(s)	Compliance	Fringe(s) Due	Timely Fringe(s)	Compliance
CA257 NORTH RIVER INSURANCE	*	*	*	*	*	*
CA375 UNITED STATES FIRE INSURANCE	*	*	*	*	*	*
Total	*	*	*	*	*	*
FAIRFAX FINANCIAL GROUP TPA Administered Claims						
CA040 BROADSPIRE SERVICES	4	4	100%	4	4	100%
TPA Total	4	4	100% ▲	4	4	100% ▲
FAIRFAX FINANCIAL GROUP Group Total	4	4	100% ▲	4	4	100% ▲
FEDERATED MUTUAL INSURANCE	Wage(s) Due	Timely Wage(s)	Compliance	Fringe(s) Due	Timely Fringe(s)	Compliance
CA091 FEDERATED MUTUAL INSURANCE	1	1	100%	1	1	100%
Total	1	1	100% ▲	1	1	100% ▲
FEDERATED MUTUAL INSURANCE Group Total	1	1	100% ▲	1	1	100% ▲
FUTURECOMP	Wage(s) Due	Timely Wage(s)	Compliance	Fringe(s) Due	Timely Fringe(s)	Compliance
CA175 FUTURECOMP	27	18	67%	27	19	70%
Total	27	18	67% ▼	27	19	70% ▼
FUTURECOMP Group Total	27	18	67% ▼	27	19	70% ▼
GALLAGHER BASSETT SERVICES	Wage(s) Due	Timely Wage(s)	Compliance	Fringe(s) Due	Timely Fringe(s)	Compliance
CA190 GALLAGHER BASSETT SERVICES	122	68	56%	122	76	62%
Total	122	68	56% ▼	122	76	62% ▼
GALLAGHER BASSETT SERVICES Group Total	122	68	56% ▼	122	76	62% ▼
GUARD INSURANCE	Wage(s) Due	Timely Wage(s)	Compliance	Fringe(s) Due	Timely Fringe(s)	Compliance
CA019 AMGUARD INSURANCE	1	0	0%	1	0	0%
CA140 EASTGUARD INSURANCE	*	*	*	*	*	*
CA272 NORGUARD INSURANCE	*	*	*	*	*	*
Total	1	0	0% ▼	1	0	0% ▼
GUARD INSURANCE Group Total	1	0	0% ▼	1	0	0% ▼
HANNAFORD BROTHERS	Wage(s) Due	Timely Wage(s)	Compliance	Fringe(s) Due	Timely Fringe(s)	Compliance
CA201 HANNAFORD BROTHERS	63	25	40%	63	26	41%
Total	63	25	40% ▼	63	26	41% ▼
HANNAFORD BROTHERS Group Total	63	25	40% ▼	63	26	41% ▼

INSURANCE GROUP COMPLIANCE
Wage Statements and Fringe Benefit Forms
Third Quarter
7/1/2022 - 9/30/2022

Insurance Company	Total Wage Statement(s) Due	Wage Statement(s) Filed Timely	Compliance Percentage	Total Fringe Benefit Form(s) Due	Fringe Benefit Form(s) Filed Timely	Compliance Percentage
HANOVER INSURANCE						
CA048 CITIZENS INSURANCE COMPANY OF AMERICA	2	0	0%	2	0	0%
CA429 HANOVER AMERICAN INSURANCE	3	2	67%	3	2	67%
CA202 HANOVER INSURANCE	4	0	0%	4	0	0%
CA228 MASSACHUSETTS BAY INSURANCE	2	1	50%	2	1	50%
Total	11	3	27% ▼	11	3	27% ▼
HANOVER INSURANCE Group Total	11	3	27% ▼	11	3	27% ▼
HARTFORD INSURANCE						
CA188 HARTFORD ACCIDENT & INDEMNITY	1	1	100%	1	1	100%
CA185 HARTFORD CASUALTY INSURANCE	1	1	100%	1	0	0%
CA186 HARTFORD INSURANCE COMPANY OF THE MIDWEST	1	1	100%	1	1	100%
CA187 HARTFORD UNDERWRITERS INSURANCE	3	1	33%	3	1	33%
CA288 PROPERTY & CASUALTY INSURANCE COMPANY OF HARTFORD	4	3	75%	4	3	75%
CA319 TRUMBULL INSURANCE	2	1	50%	2	1	50%
CA321 TWIN CITY FIRE INSURANCE	3	3	100%	3	3	100%
Total	15	11	73% ▼	15	10	67% ▼
HARTFORD INSURANCE TPA Administered Claims						
CA070 CANNON COCHRAN MANAGEMENT SERVICES	2	1	50%	2	1	50%
TPA Total	2	1	50% ▼	2	1	50% ▼
HARTFORD INSURANCE Group Total	17	12	71% ▼	17	11	65% ▼
HELMSMAN MANAGEMENT SERVICES						
CA204 HELMSMAN MANAGEMENT SERVICES	16	13	81%	16	13	81%
Total	16	13	81% ▲	16	13	81% ▲
HELMSMAN MANAGEMENT SERVICES Group Total	16	13	81% ▲	16	13	81% ▲
LIBERTY MUTUAL INSURANCE						
CA380 EMPLOYERS INSURANCE OF WAUSAU	1	0	0%	1	0	0%
CA210 LIBERTY MUTUAL INSURANCE	45	30	67%	45	30	67%
CA406 OHIO CASUALTY INSURANCE	5	3	60%	5	3	60%
CA407 OHIO SECURITY INSURANCE	1	1	100%	1	1	100%
CA408 WEST AMERICAN INSURANCE	1	0	0%	1	0	0%
Total	53	34	64% ▼	53	34	64% ▼
LIBERTY MUTUAL INSURANCE TPA Administered Claims						
CA160 ESIS	4	1	25%	4	1	25%
TPA Total	4	1	25% ▼	4	1	25% ▼
LIBERTY MUTUAL INSURANCE Group Total	57	35	61% ▼	57	35	61% ▼

INSURANCE GROUP COMPLIANCE
 Wage Statements and Fringe Benefit Forms
 Third Quarter
 7/1/2022 - 9/30/2022

Insurance Company	Total Wage Statement(s) Due	Wage Statement(s) Filed Timely	Compliance Percentage	Total Fringe Benefit Form(s) Due	Fringe Benefit Form(s) Filed Timely	Compliance Percentage
MAINE EMPLOYERS' MUTUAL INSURANCE	Wage(s) Due	Timely Wage(s)	Compliance	Fringe(s) Due	Timely Fringe(s)	Compliance
CA260 MAINE EMPLOYERS' MUTUAL INSURANCE	629	223	35%	629	227	36%
Total	629	223	35% ▼	629	227	36% ▼
MAINE EMPLOYERS' MUTUAL INSURANCE TPA Administered Claims						
CA116 CORVEL ENTERPRISE COMP	1	0	0%	1	0	0%
TPA Total	1	0	0% ▼	1	0	0% ▼
MAINE EMPLOYERS' MUTUAL INSURANCE Group Total	630	223	35% ▼	630	227	36% ▼
MAINE HEALTHCARE ASSOCIATION	Wage(s) Due	Timely Wage(s)	Compliance	Fringe(s) Due	Timely Fringe(s)	Compliance
CA234 MAINE HEALTHCARE ASSOCIATION	13	11	85%	13	12	92%
Total	13	11	85% ▲	13	12	92% ▲
MAINE HEALTHCARE ASSOCIATION Group Total	13	11	85% ▲	13	12	92% ▲
MAINE MOTOR TRANSPORT ASSOCIATION	Wage(s) Due	Timely Wage(s)	Compliance	Fringe(s) Due	Timely Fringe(s)	Compliance
CA230 MAINE MOTOR TRANSPORT ASSOCIATION	26	26	100%	26	26	100%
Total	26	26	100% ▲	26	26	100% ▲
MAINE MOTOR TRANSPORT ASSOCIATION Group Total	26	26	100% ▲	26	26	100% ▲
MAINE MUNICIPAL ASSOCIATION	Wage(s) Due	Timely Wage(s)	Compliance	Fringe(s) Due	Timely Fringe(s)	Compliance
CA225 MAINE MUNICIPAL ASSOCIATION	124	107	86%	124	106	85%
Total	124	107	86% ▲	124	106	85% ▲
MAINE MUNICIPAL ASSOCIATION Group Total	124	107	86% ▲	124	106	85% ▲
MAINE SCHOOL MANAGEMENT ASSOCIATION	Wage(s) Due	Timely Wage(s)	Compliance	Fringe(s) Due	Timely Fringe(s)	Compliance
CA250 MAINE SCHOOL MANAGEMENT ASSOCIATION	18	12	67%	18	12	67%
Total	18	12	67% ▼	18	12	67% ▼
MAINE SCHOOL MANAGEMENT ASSOCIATION Group Total	18	12	67% ▼	18	12	67% ▼
MEADOWBROOK INSURANCE	Wage(s) Due	Timely Wage(s)	Compliance	Fringe(s) Due	Timely Fringe(s)	Compliance
CA255 MEADOWBROOK INSURANCE	2	2	100%	2	2	100%
Total	2	2	100% ▲	2	2	100% ▲
MEADOWBROOK INSURANCE Group Total	2	2	100% ▲	2	2	100% ▲
mitsui sumitomo ins co of america	Wage(s) Due	Timely Wage(s)	Compliance	Fringe(s) Due	Timely Fringe(s)	Compliance
MITSUI SUMITOMO INS CO OF AMERICA	*	*	*	*	*	*
Total	*	*	*	*	*	*
mitsui sumitomo ins co of america TPA Administered Claims						
CA070 CANNON COCHRAN MANAGEMENT SERVICES	1	1	100%	1	1	100%
TPA Total	1	1	100% ▲	1	1	100% ▲
MITSUI SUMITOMO INS CO OF AMERICA Group Total	1	1	100% ▲	1	1	100% ▲

Maine Workers' Compensation Board
 Wage Statement Filing Benchmark: 75%
 Fringe Benefit Form Filing Benchmark: 75%

* Indicates no claims activity
 ▲ Indicates benchmark met or exceeded
 ▼ Indicates benchmark not met

INSURANCE GROUP COMPLIANCE
Wage Statements and Fringe Benefit Forms
Third Quarter
7/1/2022 - 9/30/2022

Insurance Company	Total Wage Statement(s) Due	Wage Statement(s) Filed Timely	Compliance Percentage	Total Fringe Benefit Form(s) Due	Fringe Benefit Form(s) Filed Timely	Compliance Percentage
NATIONWIDE INSURANCE	Wage(s) Due	Timely Wage(s)	Compliance	Fringe(s) Due	Timely Fringe(s)	Compliance
CA478 NATIONWIDE INSURANCE OF AMERICA	1	0	0%	1	0	0%
Total	1	0	0% ▼	1	0	0% ▼
NATIONWIDE INSURANCE Group Total	1	0	0% ▼	1	0	0% ▼
NEXT LEVEL ADMINISTRATOR LLC	Wage(s) Due	Timely Wage(s)	Compliance	Fringe(s) Due	Timely Fringe(s)	Compliance
CA433 NEXT LEVEL ADMINISTRATORS LLC	1	0	0%	1	1	100%
Total	1	0	0% ▼	1	1	100% ▼
NEXT LEVEL ADMINISTRATOR LLC Group Total	1	0	0% ▼	1	1	100% ▼
OLD REPUBLIC INSURANCE	Wage(s) Due	Timely Wage(s)	Compliance	Fringe(s) Due	Timely Fringe(s)	Compliance
OLD REPUBLIC INSURANCE	*	*	*	*	*	*
Total	*	*	*	*	*	*
OLD REPUBLIC INSURANCE TPA Administered Claims						
CA070 CANNON COCHRAN MANAGEMENT SERVICES	1	1	100%	1	1	100%
CA116 CORVEL ENTERPRISE COMP	5	3	60%	5	3	60%
CA160 ESIS	1	0	0%	1	0	0%
CA190 GALLAGHER BASSETT SERVICES	14	7	50%	14	9	64%
CA300 SEDGWICK CLAIMS MANAGEMENT SERVICES	7	6	86%	7	7	100%
TPA Total	28	17	61% ▼	28	20	71% ▼
OLD REPUBLIC INSURANCE Group Total	28	17	61% ▼	28	20	71% ▼
PENNSYLVANIA MFG ASSN	Wage(s) Due	Timely Wage(s)	Compliance	Fringe(s) Due	Timely Fringe(s)	Compliance
MANUFACTURERS ALLIANCE INSURANCE	*	*	*	*	*	*
PENNSYLVANIA MFG ASSN	*	*	*	*	*	*
PENNSYLVANIA MFG INDEMNITY CO	*	*	*	*	*	*
Total	*	*	*	*	*	*
PENNSYLVANIA MFG ASSN TPA Administered Claims						
CA190 GALLAGHER BASSETT SERVICES	10	2	20%	10	5	50%
TPA Total	10	2	20% ▼	10	5	50% ▼
PENNSYLVANIA MFG ASSN Group Total	10	2	20% ▼	10	5	50% ▼
PROTECTIVE INSURANCE	Wage(s) Due	Timely Wage(s)	Compliance	Fringe(s) Due	Timely Fringe(s)	Compliance
CA277 PROTECTIVE INSURANCE COMPANY	*	*	*	*	*	*
Total	*	*	*	*	*	*
PROTECTIVE INSURANCE TPA Administered Claims						
CA040 BROADSPIRE SERVICES	1	0	0%	1	0	0%
TPA Total	1	0	0% ▼	1	0	0% ▼
PROTECTIVE INSURANCE Group Total	1	0	0% ▼	1	0	0% ▼

INSURANCE GROUP COMPLIANCE
Wage Statements and Fringe Benefit Forms
Third Quarter
7/1/2022 - 9/30/2022

Insurance Company	Total Wage Statement(s) Due	Wage Statement(s) Filed Timely	Compliance Percentage	Total Fringe Benefit Form(s) Due	Fringe Benefit Form(s) Filed Timely	Compliance Percentage
QBE INSURANCE GROUP	Wage(s) Due	Timely Wage(s)	Compliance	Fringe(s) Due	Timely Fringe(s)	Compliance
QBE INSURANCE GROUP	*	*	*	*	*	*
Total	*	*	*	*	*	*
QBE INSURANCE GROUP TPA Administered Claims						
CA300 SEDGWICK CLAIMS MANAGEMENT SERVICES	3	1	33%	3	1	33%
TPA Total	3	1	33% ▼	3	1	33% ▼
QBE INSURANCE GROUP Group Total	3	1	33% ▼	3	1	33% ▼
SAFETY NATIONAL CASUALTY CORP	Wage(s) Due	Timely Wage(s)	Compliance	Fringe(s) Due	Timely Fringe(s)	Compliance
SAFETY NATIONAL CASUALTY CORP	*	*	*	*	*	*
Total	*	*	*	*	*	*
SAFETY NATIONAL CASUALTY CORP TPA Administered Claims						
CA040 BROADSPIRE SERVICES	2	2	100%	2	1	50%
CA070 CANNON COCHRAN MANAGEMENT SERVICES	2	2	100%	2	2	100%
CA110 CONSTITUTION STATE SERVICES	1	0	0%	1	0	0%
CA116 CORVEL ENTERPRISE COMP	5	2	40%	5	2	40%
CA190 GALLAGHER BASSETT SERVICES	5	4	80%	5	5	100%
CA204 HELMSMAN MANAGEMENT SERVICES	1	0	0%	1	0	0%
CA300 SEDGWICK CLAIMS MANAGEMENT SERVICES	1	1	100%	1	1	100%
TPA Total	17	11	65% ▼	17	11	65% ▼
SAFETY NATIONAL CASUALTY CORP Group Total	17	11	65% ▼	17	11	65% ▼
SEDGWICK CLAIMS MANAGEMENT SERVICES	Wage(s) Due	Timely Wage(s)	Compliance	Fringe(s) Due	Timely Fringe(s)	Compliance
CA300 SEDGWICK CLAIMS MANAGEMENT SERVICES	164	140	85%	164	141	86%
Total	164	140	85% ▲	164	141	86% ▲
SEDGWICK CLAIMS MANAGEMENT SERVICES Group Total	164	140	85% ▲	164	141	86% ▲
SENTRY INSURANCE	Wage(s) Due	Timely Wage(s)	Compliance	Fringe(s) Due	Timely Fringe(s)	Compliance
CA426 MIDDLESEX INSURANCE COMPANY	3	3	100%	3	3	100%
CA402 SENTRY CASUALTY	5	5	100%	5	5	100%
CA305 SENTRY INSURANCE	4	3	75%	4	3	75%
Total	12	11	92% ▲	12	11	92% ▲
SENTRY INSURANCE Group Total	12	11	92% ▲	12	11	92% ▲

INSURANCE GROUP COMPLIANCE
Wage Statements and Fringe Benefit Forms
Third Quarter
7/1/2022 - 9/30/2022

Insurance Company	Total Wage Statement(s) Due	Wage Statement(s) Filed Timely	Compliance Percentage	Total Fringe Benefit Form(s) Due	Fringe Benefit Form(s) Filed Timely	Compliance Percentage
SERVICE AMERICAN INDEMNITY	Wage(s) Due	Timely Wage(s)	Compliance	Fringe(s) Due	Timely Fringe(s)	Compliance
SERVICE AMERICAN INDEMNITY	*	*	*	*	*	*
Total	*	*	*	*	*	*
SERVICE AMERICAN INDEMNITY TPA Administered Claims						
CA040 BROADSPIRE SERVICES	6	3	50%	6	3	50%
TPA Total	6	3	50% ▼	6	3	50% ▼
SERVICE AMERICAN INDEMNITY Group Total	6	3	50% ▼	6	3	50% ▼
STARR INDEMNITY INSURANCE	Wage(s) Due	Timely Wage(s)	Compliance	Fringe(s) Due	Timely Fringe(s)	Compliance
STARR INDEMNITY INSURANCE	*	*	*	*	*	*
Total	*	*	*	*	*	*
STARR INDEMNITY INSURANCE TPA Administered Claims						
CA190 GALLAGHER BASSETT SERVICES	5	1	20%	5	4	80%
CA300 SEDGWICK CLAIMS MANAGEMENT SERVICES	7	3	43%	7	4	57%
TPA Total	12	4	33% ▼	12	8	67% ▼
STARR INDEMNITY INSURANCE Group Total	12	4	33% ▼	12	8	67% ▼
STATE OF MAINE WORKERS' COMPENSATION TRUST	Wage(s) Due	Timely Wage(s)	Compliance	Fringe(s) Due	Timely Fringe(s)	Compliance
CA307 STATE OF MAINE WORKERS' COMPENSATION TRUST	105	90	86%	105	89	85%
Total	105	90	86% ▲	105	89	85% ▲
STATE OF MAINE WORKERS' COMPENSATION TRUST Group Total	105	90	86% ▲	105	89	85% ▲
SYNERNET	Wage(s) Due	Timely Wage(s)	Compliance	Fringe(s) Due	Timely Fringe(s)	Compliance
CA320 SYNERNET	97	72	74%	97	73	75%
Total	97	72	74% ▼	97	73	75% ▼
SYNERNET Group Total	97	72	74% ▼	97	73	75% ▼

INSURANCE GROUP COMPLIANCE
Wage Statements and Fringe Benefit Forms
Third Quarter
7/1/2022 - 9/30/2022

Insurance Company	Total Wage Statement(s) Due	Wage Statement(s) Filed Timely	Compliance Percentage	Total Fringe Benefit Form(s) Due	Fringe Benefit Form(s) Filed Timely	Compliance Percentage
TRAVELERS INSURANCE	Wage(s) Due	Timely Wage(s)	Compliance	Fringe(s) Due	Timely Fringe(s)	Compliance
CA072 CHARTER OAK FIRE INSURANCE	18	8	44%	18	9	50%
CA164 FARMINGTON CASUALTY	2	1	50%	2	1	50%
CA284 PHOENIX INSURANCE	2	0	0%	2	0	0%
CA306 STANDARD FIRE INSURANCE	13	6	46%	13	4	31%
CA348 TRAVELERS CASUALTY INSURANCE COMPANY OF AMERICA	3	1	33%	3	1	33%
CA349 TRAVELERS COMMERCIAL CASUALTY	1	1	100%	1	0	0%
CA343 TRAVELERS INDEMNITY COMPANY	*	*	*	*	*	*
CA346 TRAVELERS INDEMNITY COMPANY OF AMERICA	2	1	50%	2	1	50%
CA345 TRAVELERS PROPERTY CASUALTY INSURANCE	3	0	0%	3	0	0%
Total	44	18	41% ▼	44	16	36% ▼
TRAVELERS INSURANCE TPA Administered Claims						
CA110 CONSTITUTION STATE SERVICES	4	3	75%	4	3	75%
CA190 GALLAGHER BASSETT SERVICES	1	0	0%	1	0	0%
TPA Total	5	3	60% ▼	5	3	60% ▼
TRAVELERS INSURANCE Group Total	49	21	43% ▼	49	19	39% ▼
TYSON FOODS INC	Wage(s) Due	Timely Wage(s)	Compliance	Fringe(s) Due	Timely Fringe(s)	Compliance
CA435 TYSON FOODS INC	2	2	100%	2	2	100%
Total	2	2	100% ▲	2	2	100% ▲
TYSON FOODS INC Group Total	2	2	100% ▲	2	2	100% ▲
VANLINER INSURANCE	Wage(s) Due	Timely Wage(s)	Compliance	Fringe(s) Due	Timely Fringe(s)	Compliance
CA379 VANLINER INSURANCE	3	2	67%	3	2	67%
Total	3	2	67% ▼	3	2	67% ▼
VANLINER INSURANCE Group Total	3	2	67% ▼	3	2	67% ▼
WALMART CLAIMS SERVICES	Wage(s) Due	Timely Wage(s)	Compliance	Fringe(s) Due	Timely Fringe(s)	Compliance
CA100 WALMART CLAIMS SERVICES	72	38	53%	72	34	47%
Total	72	38	53% ▼	72	34	47% ▼
WALMART CLAIMS SERVICES Group Total	72	38	53% ▼	72	34	47% ▼

INSURANCE GROUP COMPLIANCE
Wage Statements and Fringe Benefit Forms
Third Quarter
7/1/2022 - 9/30/2022

Insurance Company	Total Wage Statement(s) Due	Wage Statement(s) Filed Timely	Compliance Percentage	Total Fringe Benefit Form(s) Due	Fringe Benefit Form(s) Filed Timely	Compliance Percentage
XL INSURANCE	Wage(s) Due	Timely Wage(s)	Compliance	Fringe(s) Due	Timely Fringe(s)	Compliance
CA384 XL INSURANCE	*	*	*	*	*	*
Total	*	*	*	*	*	*
XL INSURANCE TPA Administered Claims						
CA040 BROADSPIRE SERVICES	1	0	0%	1	0	0%
CA190 GALLAGHER BASSETT SERVICES	2	1	50%	2	1	50%
CA300 SEDGWICK CLAIMS MANAGEMENT SERVICES	2	2	100%	2	1	50%
TPA Total	5	3	60% ▼	5	2	40% ▼
XL INSURANCE Group Total	5	3	60% ▼	5	2	40% ▼
ZURICH INSURANCE	Wage(s) Due	Timely Wage(s)	Compliance	Fringe(s) Due	Timely Fringe(s)	Compliance
CA021 AMERICAN GUARANTEE & LIABILITY	5	3	60%	5	3	60%
CA022 AMERICAN ZURICH	15	10	67%	15	10	67%
CA400 ZURICH AMERICAN INSURANCE	7	5	71%	7	5	71%
Total	27	18	67% ▼	27	18	67% ▼
ZURICH INSURANCE TPA Administered Claims						
CA040 BROADSPIRE SERVICES	4	2	50%	4	1	25%
CA080 CHESTERFIELD SERVICES	1	1	100%	1	1	100%
CA116 CORVEL ENTERPRISE COMP	6	4	67%	6	4	67%
CA117 COTTINGHAM & BUTLER CLAIMS SERVICES	2	2	100%	2	2	100%
CA190 GALLAGHER BASSETT SERVICES	9	5	56%	9	5	56%
CA300 SEDGWICK CLAIMS MANAGEMENT SERVICES	6	4	67%	6	4	67%
TPA Total	28	18	64% ▼	28	17	61% ▼
ZURICH INSURANCE Group Total	55	36	65% ▼	55	35	64% ▼