



QUARTERLY COMPLIANCE REPORT

STATE OF MAINE
WORKERS' COMPENSATION BOARD

First Quarter 2021
January 1, 2021 - March 31, 2021

Office of Monitoring, Audit &
Enforcement

John C. Rohde
Executive Director

27 State House Station
Augusta, Maine 04333-0027

**State of Maine
Workers' Compensation Board
Quarterly Compliance Report
First Quarter 2021**

Table of Contents

1.	Executive Summary	Pages 1-2
2.	Lost Time First Report of Injury Filings	Page 3
3.	Initial Indemnity Payments	Page 4
4.	Initial Memorandum of Payment Filings	Page 5
5.	Initial Indemnity Notice of Controversy Filings	Page 6
6.	Wage Information	Page 7

Table of Charts

1.	Lost Time First Report of Injury Filings Timeliness Distribution	Page 3
2.	Lost Time First Report of Injury Filings Quarterly Compliance	Page 3
3.	Lost Time First Report of Injury Filings Compliance Trend	Page 3
4.	Initial Indemnity Payments Timeliness Distribution	Page 4
5.	Initial Indemnity Payments Quarterly Compliance	Page 4
6.	Initial Indemnity Payments Compliance Trend	Page 4
7.	Initial Memorandum of Payment Filings Timeliness Distribution	Page 5
8.	Initial Memorandum of Payment Filings Quarterly Compliance	Page 5
9.	Initial Memorandum of Payment Filings Compliance Trend	Page 5
10.	Initial Indemnity Notice of Controversy Filings Timeliness Distribution	Page 6
11.	Initial Indemnity Notice of Controversy Filings Quarterly Compliance	Page 6
12.	Initial Indemnity Notice of Controversy Filings Compliance Trend	Page 6
13.	Wage Statement Timeliness Distribution	Page 7
14.	Fringe Benefits Worksheet(s) Timeliness Distribution	Page 7

Appendices

A.	Insurance Group Compliance Lost Time FROI Filings and Initial Indemnity Payments	Pages A1-A13
B.	Insurance Group Compliance Initial MOP and Initial Indemnity NOC Filings	Pages B1-B13
C.	Insurance Group Compliance Wage Statements and Fringe Benefit Form Filings	Pages C1-C11

Executive Summary

On July 13, 2021, the Maine Workers' Compensation Board of Directors approved the 2021 First Quarter (January 1, 2021 – March 31, 2021) Compliance Report. This report represents the efforts of the Office of Monitoring, Audit and Enforcement and insurers, self-insurers, and third-party administrators (collectively “insurers”).

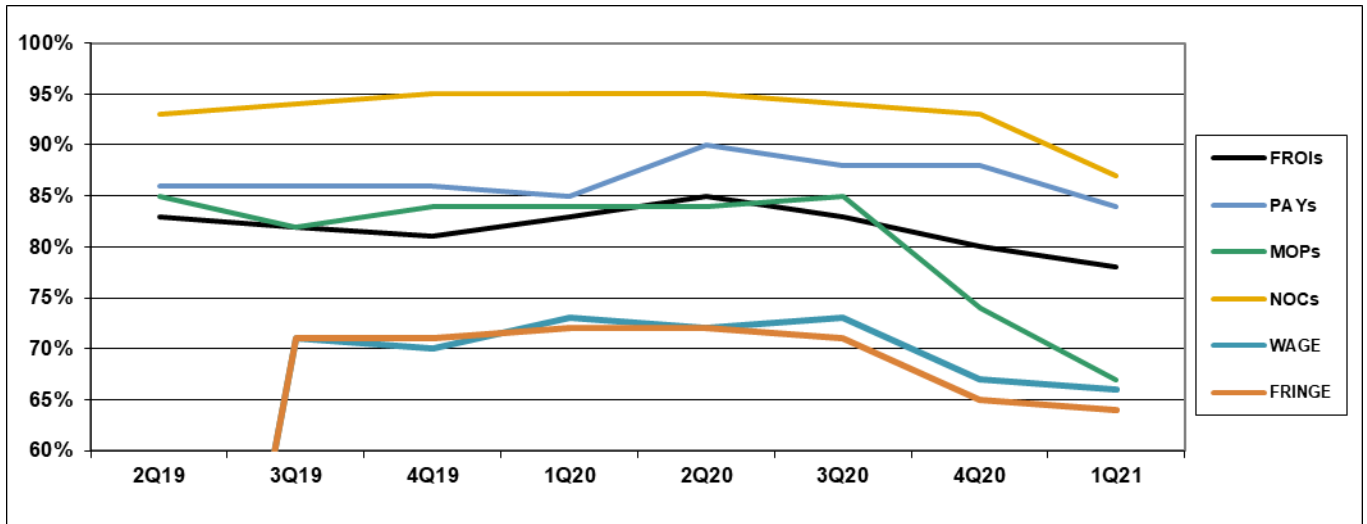
I. COMPLIANCE OVERVIEW

The Reconciliation Report was sent to 105 insurers on April 26, 2021; 83 responded, 12 were not required to respond and 10 did not respond.

The 1Q21 report represents results based upon data received by June 1, 2021. The results are:

	Number of Days	Benchmark	2Q19	3Q19	4Q19	1Q20	2Q20	3Q20	4Q20	1Q21
FROIs	7	85%	83%	82%	81%	83%	85%	83%	80%	78%
PAYs	14	87%	86%	86%	86%	85%	90%	88%	88%	84%
MOPs	17	85%	85%	82%	84%	84%	84%	85%	74%	67%
NOCs	14	90%	93%	94%	95%	95%	95%	94%	93%	87%
WAGE	30	75%	-	71%	70%	73%	72%	73%	67%	66%
FRINGE	30	75%	-	71%	71%	72%	72%	71%	65%	64%

Compliance Benchmark Tracking



II. CAVEATS & EXPLANATIONS

A. General

- Question marks (“?”) within this report indicate that the insurer did not provide all of the data required to measure compliance in that particular area.

B. Lost Time First Report of Injury (FROI) Filings

- Compliance with this benchmark exists when the FROI is filed (accepted EDI transaction, with or without errors) within 7 days after the employer receives notice or knowledge of an employee injury that has caused the employee to lose a day’s work.

C. Initial Indemnity Payments (PAYs)

- Compliance with this benchmark exists when the check is mailed within the later of (i) 14 days after the employer’s notice or knowledge of incapacity or (ii) the first day of compensability plus 6 days.
- If an employer continues to pay the employee’s salary, payments are deemed timely for purposes of compliance if made consistent with the employer’s usual payroll practice.

D. Initial Memorandum of Payment (MOP) Filings

- Compliance with this benchmark exists when the MOP is received within 17 days of the employer’s notice or knowledge of incapacity.

E. Initial Indemnity Notice of Controversy (NOC) Filings

- Compliance with this benchmark exists when the NOC is filed (accepted EDI transaction, with or without errors) within 14 days after the employer receives notice or knowledge of the incapacity or death. Measurement excludes filings submitted with full denial reason codes 3A-3H (No Coverage).

F. Wage Information

- Compliance with the benchmark (WCB-2 and WCB-2B forms) exists when the wage information is filed within 30 days of the employer receiving notice or knowledge of incapacity.

III. COMPLETED AUDITS

The Board conducts compliance audits of insurers to ensure that all obligations under the Workers’ Compensation Act are met. The functions of the audit program include, but are not limited to: ensuring that all reporting requirements of the Board are met, auditing the timeliness of benefit payments, auditing the accuracy of indemnity payments, evaluating claims-handling techniques, and determining whether claims are unreasonably contested.

The following had an audit completed in the 1Q21:

Auditee (alpha order)	Total Penalties
Acuity Insurance	\$500.00
Brotherhood Mutual Insurance	\$200.00
Constitution State Services	\$12,300.00
Protective Insurance	\$2,700.00

LOST TIME FIRST REPORT OF INJURY FILINGS

Chart 1: Timeliness Distribution

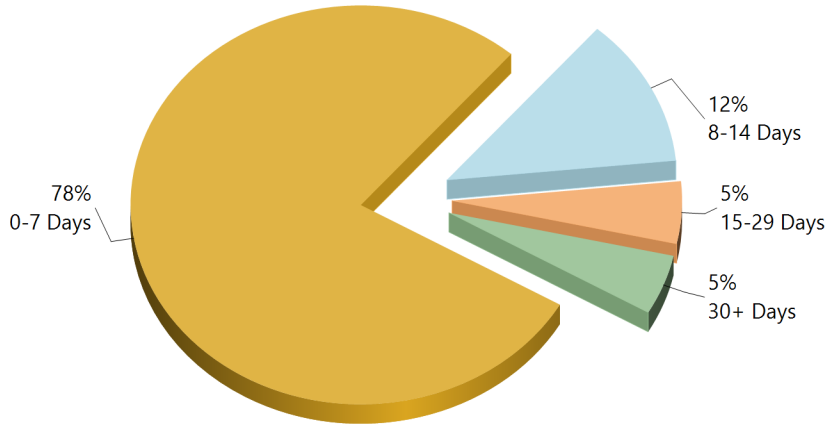


Table 1: Received Within

0-7 Days	3,672	78%
8-14 Days	570	12%
15-29 Days	237	5%
30+ Days	229	5%
? Days	0	0%
Total	4,708	100%

*The percentages may not always add to 100% due to rounding

Chart 2: Quarterly Compliance

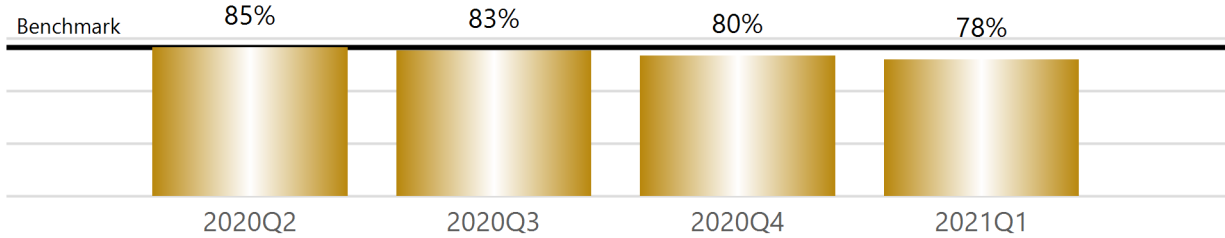
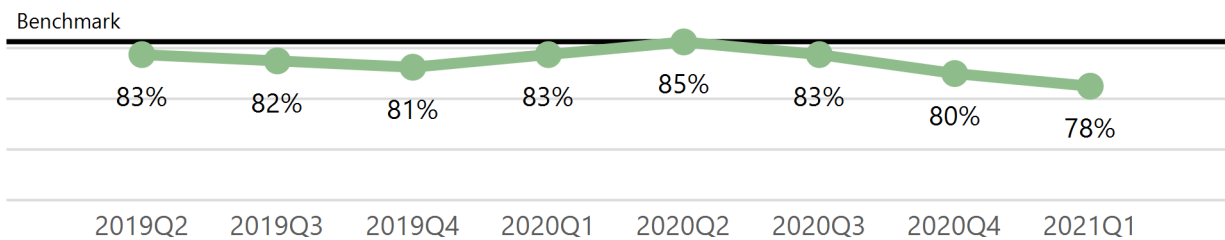


Chart 3: Compliance Trend



**First Quarter Compliance Report
1/1/2021 - 3/31/2021**

INITIAL INDEMNITY PAYMENTS

Chart 4: Timeliness Distribution

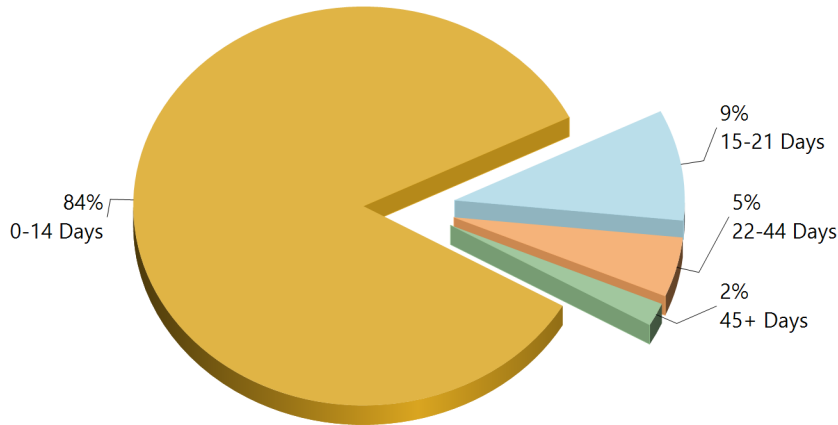


Table 2: Made Within

0-14 Days	1,080	84%
15-21 Days	115	9%
22-44 Days	62	5%
45+ Days	24	2%
? Days	2	0%
Total	1,283	100%

*The percentages may not always add to 100% due to rounding

Initial indemnity payments are monitored to ensure that payments are initiated within the time limits established in Section 205. As a result of these efforts, \$25,950 was issued to claimants in penalties and there is another \$17,200 in penalties awaiting resolution.

Chart 5: Quarterly Compliance

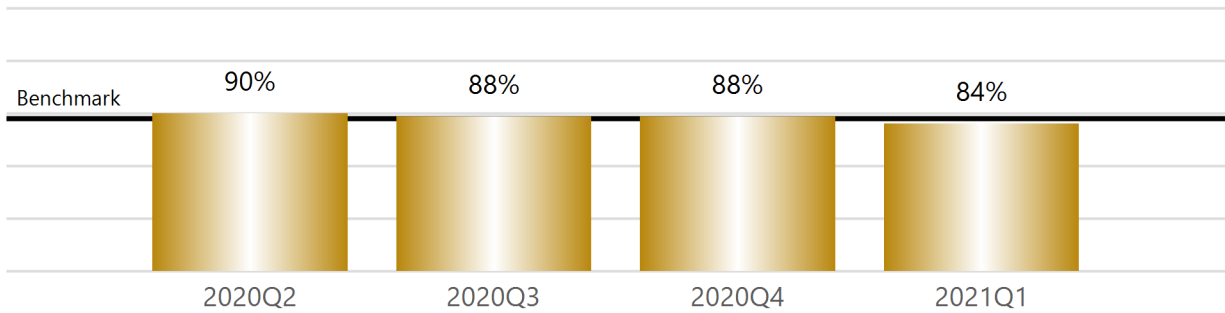
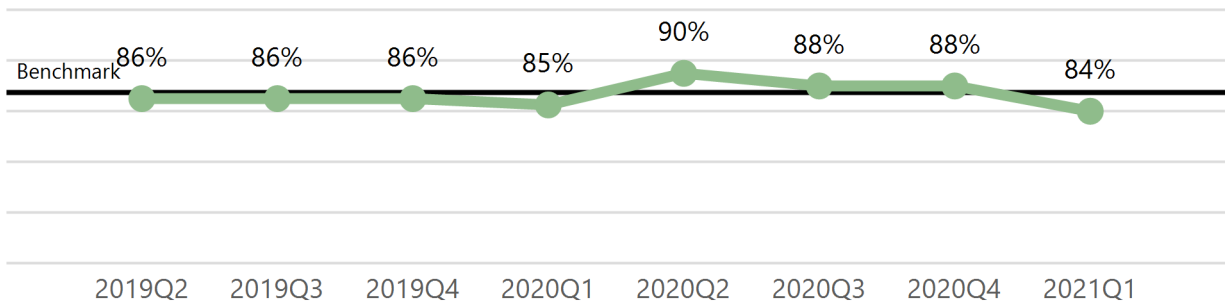


Chart 6: Compliance Trend



INITIAL MEMORANDUM OF PAYMENT FILINGS

Chart 7: Timeliness Distribution

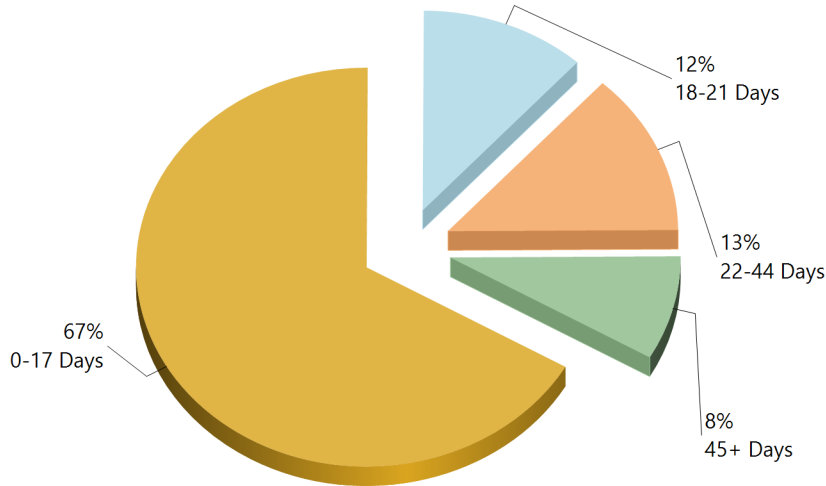


Table 3: Received Within

0-17 Days	855	67%
18-21 Days	149	12%
22-44 Days	169	13%
45+ Days	108	8%
? Days	2	0%
Total	1,283	100%

*The percentages may not always add to 100% due to rounding

Chart 8: Quarterly Compliance

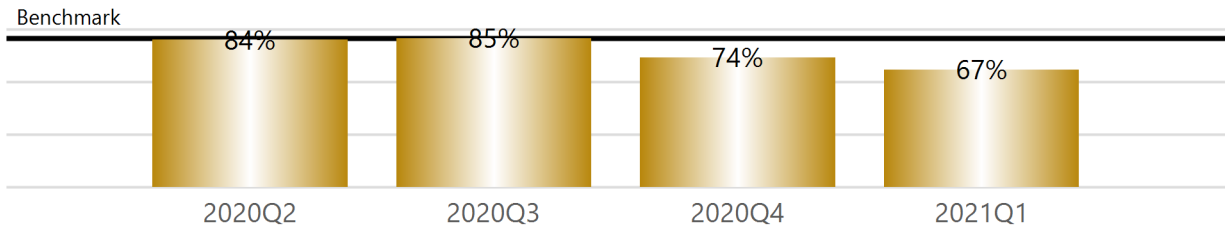
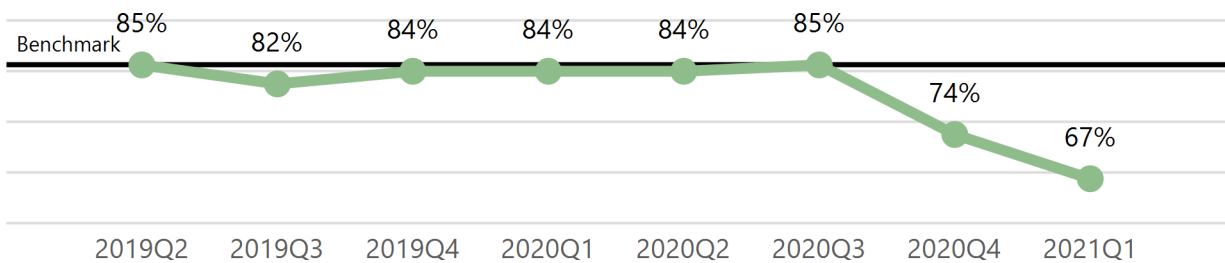


Chart 9: Compliance Trend



INITIAL INDEMNITY NOTICE OF CONTROVERSY FILINGS

Chart 10: Timeliness Distribution

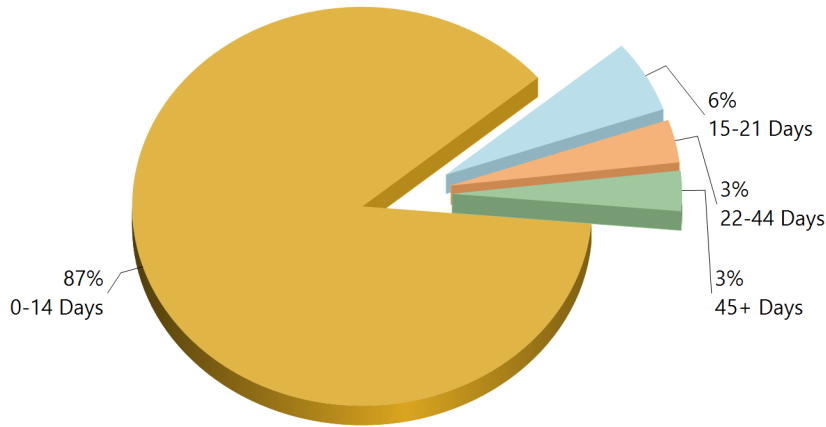


Table 4: Received Within

0-14 Days	807	87%
15-21 Days	54	6%
22-44 Days	32	3%
45+ Days	30	3%
? Days	0	0%
Total	923	100%

*The percentages may not always add to 100% due to rounding

Chart 11: Quarterly Compliance

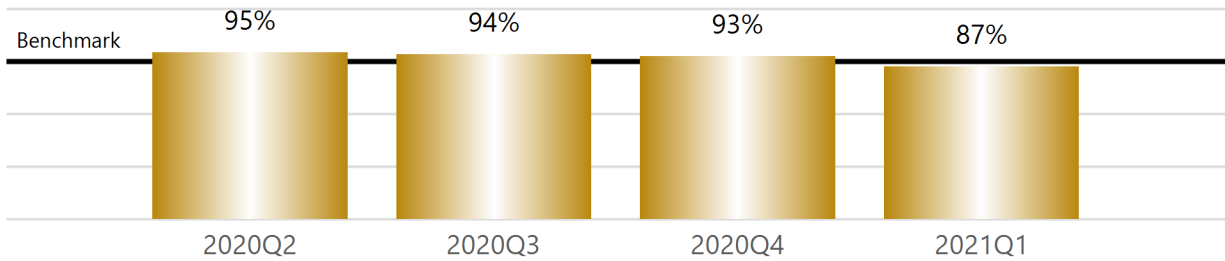
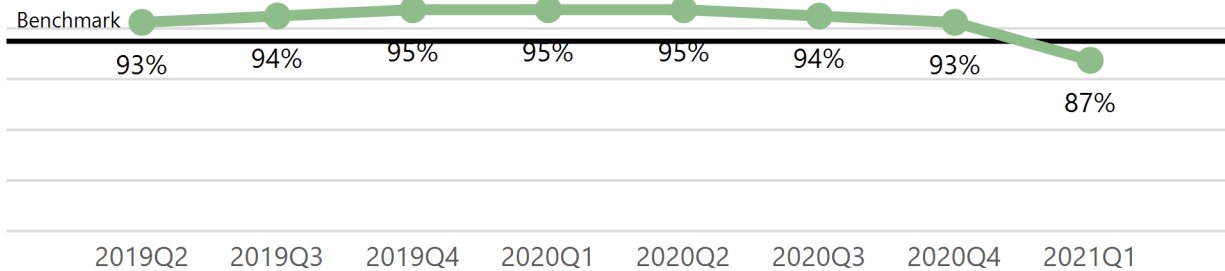


Chart 12: Compliance Trend



WAGE INFORMATION

Chart 13: Wage Statements Due Distribution

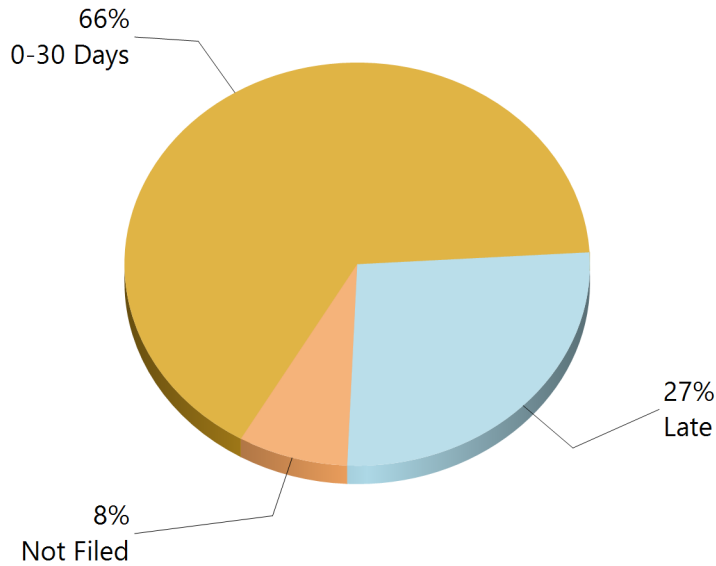


Table 5: Wage Statements Due

0-30 Days	1,883	66%
Late	763	27%
Not Filed	219	8%
Total	2,865	100%

*The percentages may not always add to 100% due to rounding

Wage Statement(s) Received: 1,830 (79%) of the 2,308 Wage Statement(s) that were received this quarter were filed timely, 478 (21%) were filed late.

Chart 14: Fringe Benefit Worksheets Due Distribution

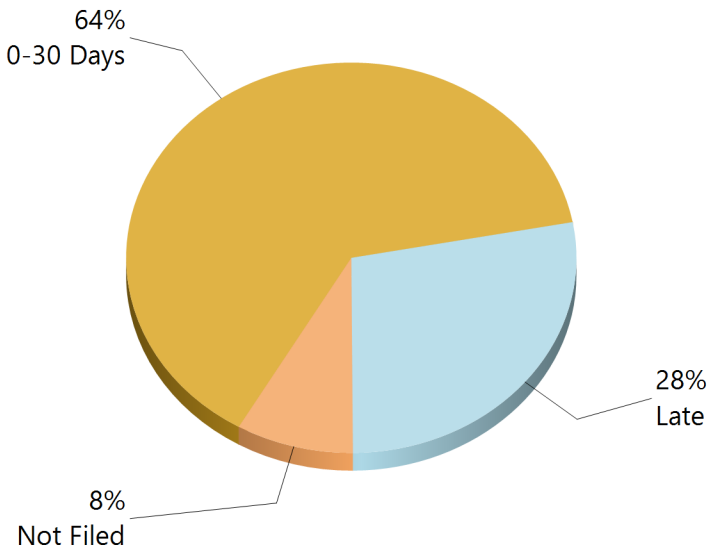


Table 6: Fringe Worksheets Due

0-30 Days	1,826	64%
Late	797	28%
Not Filed	242	8%
Total	2,865	100%

*The percentages may not always add to 100% due to rounding

Fringe Benefit Worksheet(s) Received: 1,773 (78%) of the 2,279 Fringe Benefit Worksheet(s) received this quarter were filed timely, 506 (23%) were filed late.

Appendix A

**Insurance Group Compliance
Lost Time FROI Filings and
Initial Indemnity Payments
First Quarter
1/1/2021-3/31/2021**

INSURANCE GROUP COMPLIANCE

Lost Time FROI and Initial Indemnity Payments

First Quarter

1/1/2021 - 3/31/2021

Insurance Company	Total Lost Time FROIs Filed	Lost Time FROIs Filed Timely	Compliance Percentage	Total Initial Indemnity Payments Made	Initial Indemnity Payments Made Timely	Compliance Percentage
ACADIA INSURANCE	FROIs Filed	Timely FROIs	Compliance	Payments Made	Timely Payments	Compliance
CA010 ACADIA INSURANCE	51	43	84%	24	21	88%
Total	51	43	84% ▼	24	21	88% ▲
ACADIA INSURANCE Group Total	51	43	84% ▼	24	21	88% ▲
ACCIDENT FUND INSURANCE	FROIs Filed	Timely FROIs	Compliance	Payments Made	Timely Payments	Compliance
ACCIDENT FUND INSURANCE	*	*	*	*	*	*
Total	*	*	*	*	*	*
ACCIDENT FUND INSURANCE TPA Administered Claims						
CA190 GALLAGHER BASSETT SERVICES	2	1	50%	6	5	83%
TPA Total	2	1	50% ▼	6	5	83% ▼
ACCIDENT FUND INSURANCE Group Total	2	1	50% ▼	6	5	83% ▼
ACUITY MUTUAL INSURANCE	FROIs Filed	Timely FROIs	Compliance	Payments Made	Timely Payments	Compliance
CA418 ACUITY MUTUAL INSURANCE	2	1	50%	1	1	100%
Total	2	1	50% ▼	1	1	100% ▲
ACUITY MUTUAL INSURANCE Group Total	2	1	50% ▼	1	1	100% ▲
AIG INSURANCE	FROIs Filed	Timely FROIs	Compliance	Payments Made	Timely Payments	Compliance
CA015 AIG CLAIMS, INC	10	10	100%	1	1	100%
Total	10	10	100% ▲	1	1	100% ▲
AIG INSURANCE TPA Administered Claims						
CA040 BROADSPIRE SERVICES	3	2	67%	No Filings	No Filings	No Filings
CA116 CORVEL ENTERPRISE COMP	2	1	50%	No Filings	No Filings	No Filings
CA160 ESIS	10	5	50%	3	2	67%
CA190 GALLAGHER BASSETT SERVICES	36	25	69%	11	4	36%
CA204 HELMSMAN MANAGEMENT SERVICES	1	1	100%	No Filings	No Filings	No Filings
CA300 SEDGWICK CLAIMS MANAGEMENT SERVICES	92	63	68%	62	60	97%
TPA Total	144	97	67% ▼	76	66	87% ▲
AIG INSURANCE Group Total	154	107	69% ▼	77	67	87% ▲
AIM MUTUAL GROUP	FROIs Filed	Timely FROIs	Compliance	Payments Made	Timely Payments	Compliance
CA472 AIM MUTUAL INSURANCE	6	4	67%	4	3	75%
Total	6	4	67% ▼	4	3	75% ▼
AIM MUTUAL GROUP Group Total	6	4	67% ▼	4	3	75% ▼

INSURANCE GROUP COMPLIANCE
Lost Time FROI and Initial Indemnity Payments
First Quarter
1/1/2021 - 3/31/2021

Insurance Company	Total Lost Time FROIs Filed	Lost Time FROIs Filed Timely	Compliance Percentage	Total Initial Indemnity Payments Made	Initial Indemnity Payments Made Timely	Compliance Percentage
AMTRUST INSURANCE	FROIs Filed	Timely FROIs	Compliance	Payments Made	Timely Payments	Compliance
CA437 SECURITY NATIONAL INSURANCE	2	0	0%	No Filings	No Filings	No Filings
CA342 TECHNOLOGY INSURANCE	5	2	40%	2	1	50%
CA381 WESCO INSURANCE	2	0	0%	No Filings	No Filings	No Filings
Total	9	2	22% ▼	2	1	50% ▼
AMTRUST INSURANCE Group Total	9	2	22% ▼	2	1	50% ▼
ARCH INSURANCE	FROIs Filed	Timely FROIs	Compliance	Payments Made	Timely Payments	Compliance
ARCH INSURANCE	*	*	*	*	*	*
Total	*	*	*	*	*	*
ARCH INSURANCE TPA Administered Claims						
CA040 BROADSPIRE SERVICES	4	3	75%	2	2	100%
CA070 CANNON COCHRAN MANAGEMENT SERVICES	2	2	100%	2	2	100%
CA116 CORVEL ENTERPRISE COMP	1	0	0%	No Filings	No Filings	No Filings
CA117 COTTINGHAM & BUTLER CLAIMS SERVICES	4	4	100%	2	0	0%
CA190 GALLAGHER BASSETT SERVICES	5	2	40%	3	2	67%
CA300 SEDGWICK CLAIMS MANAGEMENT SERVICES	2	2	100%	No Filings	No Filings	No Filings
TPA Total	18	13	72% ▼	9	6	67% ▼
ARCH INSURANCE Group Total	18	13	72% ▼	9	6	67% ▼
BATH IRON WORKS	FROIs Filed	Timely FROIs	Compliance	Payments Made	Timely Payments	Compliance
CA036 BATH IRON WORKS	12	12	100%	4	4	100%
Total	12	12	100% ▲	4	4	100% ▲
BATH IRON WORKS Group Total	12	12	100% ▲	4	4	100% ▲
BERKSHIRE HATHAWAY INSURANCE	FROIs Filed	Timely FROIs	Compliance	Payments Made	Timely Payments	Compliance
CA114 BERKSHIRE HATHAWAY DIRECT INSURANCE	1	1	100%	No Filings	No Filings	No Filings
Total	1	1	100% ▲	No Filings	No Filings	No Filings
BERKSHIRE HATHAWAY INSURANCE Group Total	1	1	100% ▲	No Filings	No Filings	No Filings
BROADSPIRE SERVICES	FROIs Filed	Timely FROIs	Compliance	Payments Made	Timely Payments	Compliance
CA040 BROADSPIRE SERVICES	26	20	77%	6	6	100%
Total	26	20	77% ▼	6	6	100% ▲
BROADSPIRE SERVICES Group Total	26	20	77% ▼	6	6	100% ▲
BROTHERHOOD MUTUAL INSURANCE COMPANY	FROIs Filed	Timely FROIs	Compliance	Payments Made	Timely Payments	Compliance
CA043 BROTHERHOOD MUTUAL INSURANCE COMPANY	1	1	100%	No Filings	No Filings	No Filings
Total	1	1	100% ▲	No Filings	No Filings	No Filings
BROTHERHOOD MUTUAL INSURANCE COMPANY Group Total	1	1	100% ▲	No Filings	No Filings	No Filings

INSURANCE GROUP COMPLIANCE

Lost Time FROI and Initial Indemnity Payments

First Quarter

1/1/2021 - 3/31/2021

Insurance Company	Total Lost Time FROIs Filed	Lost Time FROIs Filed Timely	Compliance Percentage	Total Initial Indemnity Payments Made	Initial Indemnity Payments Made Timely	Compliance Percentage
CANNON COCHRAN MANAGEMENT SERVICES	FROIs Filed	Timely FROIs	Compliance	Payments Made	Timely Payments	Compliance
CA070 CANNON COCHRAN MANAGEMENT SERVICES	63	48	76%	33	26	79%
Total	63	48	76% ▼	33	26	79% ▼
CANNON COCHRAN MANAGEMENT SERVICES Group Total	63	48	76% ▼	33	26	79% ▼
CAROLINA CASULTY INSURANCE	FROIs Filed	Timely FROIs	Compliance	Payments Made	Timely Payments	Compliance
CAROLINA CASULTY INSURANCE	*	*	*	*	*	*
Total	*	*	*	*	*	*
CAROLINA CASULTY INSURANCE TPA Administered Claims						
CA190 GALLAGHER BASSETT SERVICES	3	1	33%	2	2	100%
TPA Total	3	1	33% ▼	2	2	100% ▲
CAROLINA CASULTY INSURANCE Group Total	3	1	33% ▼	2	2	100% ▲
CHESTERFIELD SERVICES	FROIs Filed	Timely FROIs	Compliance	Payments Made	Timely Payments	Compliance
CA080 CHESTERFIELD SERVICES	2	0	0%	3	3	100%
Total	2	0	0% ▼	3	3	100% ▲
CHESTERFIELD SERVICES Group Total	2	0	0% ▼	3	3	100% ▲
CHUBB INSURANCE	FROIs Filed	Timely FROIs	Compliance	Payments Made	Timely Payments	Compliance
ACE AMERICAN INSURANCE COMPANY	*	*	*	*	*	*
CHUBB INDEMNITY INSURANCE	*	*	*	*	*	*
CHUBB NATIONAL INSURANCE	*	*	*	*	*	*
FEDERAL INSURANCE	*	*	*	*	*	*
INDEMNITY INS CO OF NORTH AMERICA	*	*	*	*	*	*
Total	*	*	*	*	*	*
CHUBB INSURANCE TPA Administered Claims						
CA040 BROADSPIRE SERVICES	1	1	100%	No Filings	No Filings	No Filings
CA070 CANNON COCHRAN MANAGEMENT SERVICES	1	0	0%	No Filings	No Filings	No Filings
CA110 CONSTITUTION STATE SERVICES	2	0	0%	2	2	100%
CA116 CORVEL ENTERPRISE COMP	7	5	71%	1	0	0%
CA160 ESIS	14	5	36%	12	9	75%
CA190 GALLAGHER BASSETT SERVICES	18	14	78%	13	8	62%
CA204 HELMSMAN MANAGEMENT SERVICES	2	1	50%	2	2	100%
CA295 RYDER SERVICES	2	0	0%	No Filings	No Filings	No Filings
CA300 SEDGWICK CLAIMS MANAGEMENT SERVICES	94	85	90%	14	14	100%
CA340 YORK RISK SERVICES	4	3	75%	1	1	100%
TPA Total	145	114	79% ▼	45	36	80% ▼
CHUBB INSURANCE Group Total	145	114	79% ▼	45	36	80% ▼

INSURANCE GROUP COMPLIANCE

Lost Time FROI and Initial Indemnity Payments

First Quarter

1/1/2021 - 3/31/2021

Insurance Company	Total Lost Time FROIs Filed	Lost Time FROIs Filed Timely	Compliance Percentage	Total Initial Indemnity Payments Made	Initial Indemnity Payments Made Timely	Compliance Percentage
CINCINNATI INSURANCE	FROIs Filed	Timely FROIs	Compliance	Payments Made	Timely Payments	Compliance
CA438 CINCINNATI INSURANCE	1	0	0%	No Filings	No Filings	No Filings
Total	1	0	0% ▼	No Filings	No Filings	No Filings
CINCINNATI INSURANCE Group Total	1	0	0% ▼	No Filings	No Filings	No Filings
CNA INSURANCE	FROIs Filed	Timely FROIs	Compliance	Payments Made	Timely Payments	Compliance
CA329 VALLEY FORGE INSURANCE COMPANY	No Filings	No Filings	No Filings	1	1	100%
Total	No Filings	No Filings	No Filings	1	1	100% ▲
CNA INSURANCE TPA Administered Claims	FROIs Filed	Timely FROIs	Compliance	Payments Made	Timely Payments	Compliance
CA190 GALLAGHER BASSETT SERVICES	3	3	100%	No Filings	No Filings	No Filings
TPA Total	3	3	100% ▲	No Filings	No Filings	No Filings
CNA INSURANCE Group Total	3	3	100% ▲	1	1	100% ▲
CONSTITUTION STATE SERVICES	FROIs Filed	Timely FROIs	Compliance	Payments Made	Timely Payments	Compliance
CA110 CONSTITUTION STATE SERVICES	5	1	20%	3	3	100%
Total	5	1	20% ▼	3	3	100% ▲
CONSTITUTION STATE SERVICES Group Total	5	1	20% ▼	3	3	100% ▲
CORVEL ENTERPRISE COMP	FROIs Filed	Timely FROIs	Compliance	Payments Made	Timely Payments	Compliance
CA116 CORVEL ENTERPRISE COMP	19	13	68%	1	0	0%
Total	19	13	68% ▼	1	0	0% ▼
CORVEL ENTERPRISE COMP Group Total	19	13	68% ▼	1	0	0% ▼
COTTINGHAM & BUTLER CLAIMS SERVICES	FROIs Filed	Timely FROIs	Compliance	Payments Made	Timely Payments	Compliance
CA117 COTTINGHAM & BUTLER CLAIMS SERVICES	6	6	100%	2	0	0%
Total	6	6	100% ▲	2	0	0% ▼
COTTINGHAM & BUTLER CLAIMS SERVICES Group Total	6	6	100% ▲	2	0	0% ▼
CROSS INSURANCE	FROIs Filed	Timely FROIs	Compliance	Payments Made	Timely Payments	Compliance
CA093 CROSS INSURANCE	674	581	86%	100	96	96%
Total	674	581	86% ▲	100	96	96% ▲
CROSS INSURANCE Group Total	674	581	86% ▲	100	96	96% ▲
EASTERN ALLIANCE INSURANCE	FROIs Filed	Timely FROIs	Compliance	Payments Made	Timely Payments	Compliance
CA141 EASTERN ALLIANCE INSURANCE	42	32	76%	10	8	80%
Total	42	32	76% ▼	10	8	80% ▼
EASTERN ALLIANCE INSURANCE Group Total	42	32	76% ▼	10	8	80% ▼

Maine Workers' Compensation Board
 Lost Time FROI Filing Benchmark: 85%
 Initial Indemnity Payment Benchmark: 87%

▲ Indicates benchmark met or exceeded
 ▼ Indicates benchmark not met

INSURANCE GROUP COMPLIANCE
 Lost Time FROI and Initial Indemnity Payments
 First Quarter
 1/1/2021 - 3/31/2021

Insurance Company	Total Lost Time FROIs Filed	Lost Time FROIs Filed Timely	Compliance Percentage	Total Initial Indemnity Payments Made	Initial Indemnity Payments Made Timely	Compliance Percentage
ELECTRIC INSURANCE	FROIs Filed	Timely FROIs	Compliance	Payments Made	Timely Payments	Compliance
CA150 ELECTRIC INSURANCE	*	*	*	*	*	*
Total	*	*	*	*	*	*
ELECTRIC INSURANCE TPA Administered Claims						
CA300 SEDGWICK CLAIMS MANAGEMENT SERVICES	5	5	100%	2	2	100%
TPA Total	5	5	100% ▲	2	2	100% ▲
ELECTRIC INSURANCE Group Total	5	5	100% ▲	2	2	100% ▲
EMPLOYERS HOLDING INSURANCE	FROIs Filed	Timely FROIs	Compliance	Payments Made	Timely Payments	Compliance
CA480 EMPLOYERS ASSURANCE COMPANY	*	*	*	*	*	*
CA479 EMPLOYERS PREFERRED INSURANCE	*	*	*	*	*	*
Total	*	*	*	*	*	*
EMPLOYERS HOLDING INSURANCE TPA Administered Claims						
CA040 BROADSPIRE SERVICES	3	2	67%	1	1	100%
TPA Total	3	2	67% ▼	1	1	100% ▲
EMPLOYERS HOLDING INSURANCE Group Total	3	2	67% ▼	1	1	100% ▲
ESIS	FROIs Filed	Timely FROIs	Compliance	Payments Made	Timely Payments	Compliance
CA160 ESIS	37	18	49%	19	13	68%
Total	37	18	49% ▼	19	13	68% ▼
ESIS Group Total	37	18	49% ▼	19	13	68% ▼
EVEREST REINS HOLDINGS GROUP	FROIs Filed	Timely FROIs	Compliance	Payments Made	Timely Payments	Compliance
EVEREST REINS HOLDINGS	*	*	*	*	*	*
Total	*	*	*	*	*	*
EVEREST REINS HOLDINGS GROUP TPA Administered Claims						
CA300 SEDGWICK CLAIMS MANAGEMENT SERVICES	1	1	100%	No Filings	No Filings	No Filings
TPA Total	1	1	100% ▲	No Filings	No Filings	No Filings
EVEREST REINS HOLDINGS GROUP Group Total	1	1	100% ▲	No Filings	No Filings	No Filings
FAIRFAX FINANCIAL GROUP	FROIs Filed	Timely FROIs	Compliance	Payments Made	Timely Payments	Compliance
CA257 NORTH RIVER INSURANCE	*	*	*	*	*	*
Total	*	*	*	*	*	*
FAIRFAX FINANCIAL GROUP TPA Administered Claims						
CA040 BROADSPIRE SERVICES	1	1	100%	1	1	100%
TPA Total	1	1	100% ▲	1	1	100% ▲
FAIRFAX FINANCIAL GROUP Group Total	1	1	100% ▲	1	1	100% ▲

INSURANCE GROUP COMPLIANCE
 Lost Time FROI and Initial Indemnity Payments
 First Quarter
 1/1/2021 - 3/31/2021

Insurance Company	Total Lost Time FROIs Filed	Lost Time FROIs Filed Timely	Compliance Percentage	Total Initial Indemnity Payments Made	Initial Indemnity Payments Made Timely	Compliance Percentage
FEDERATED MUTUAL INSURANCE	FROIs Filed	Timely FROIs	Compliance	Payments Made	Timely Payments	Compliance
CA091 FEDERATED MUTUAL INSURANCE	7	4	57%	3	3	100%
Total	7	4	57% ▼	3	3	100% ▲
FEDERATED MUTUAL INSURANCE Group Total	7	4	57% ▼	3	3	100% ▲
FUTURECOMP	FROIs Filed	Timely FROIs	Compliance	Payments Made	Timely Payments	Compliance
CA175 FUTURECOMP	55	50	91%	16	10	63%
Total	55	50	91% ▲	16	10	63% ▼
FUTURECOMP Group Total	55	50	91% ▲	16	10	63% ▼
GALLAGHER BASSETT SERVICES	FROIs Filed	Timely FROIs	Compliance	Payments Made	Timely Payments	Compliance
CA190 GALLAGHER BASSETT SERVICES	172	112	65%	66	39	59%
Total	172	112	65% ▼	66	39	59% ▼
GALLAGHER BASSETT SERVICES Group Total	172	112	65% ▼	66	39	59% ▼
GREAT AMERICAN INSURANCE	FROIs Filed	Timely FROIs	Compliance	Payments Made	Timely Payments	Compliance
CA193 GREAT AMERICAN INSURANCE	1	0	0%	No Filings	No Filings	No Filings
Total	1	0	0% ▼	No Filings	No Filings	No Filings
GREAT AMERICAN INSURANCE TPA Administered Claims	FROIs Filed	Timely FROIs	Compliance	Payments Made	Timely Payments	Compliance
CA323 THE AMERICAN EQUITY UNDERWRITERS	3	2	67%	No Filings	No Filings	No Filings
TPA Total	3	2	67% ▼	No Filings	No Filings	No Filings
GREAT AMERICAN INSURANCE Group Total	4	2	50% ▼	No Filings	No Filings	No Filings
GUARD INSURANCE	FROIs Filed	Timely FROIs	Compliance	Payments Made	Timely Payments	Compliance
CA019 AMGUARD INSURANCE	4	3	75%	1	1	100%
CA140 EASTGUARD INSURANCE	2	2	100%	No Filings	No Filings	No Filings
CA272 NORGUARD INSURANCE	7	6	86%	1	1	100%
Total	13	11	85% ▲	2	2	100% ▲
GUARD INSURANCE Group Total	13	11	85% ▲	2	2	100% ▲
HANNAFORD BROTHERS	FROIs Filed	Timely FROIs	Compliance	Payments Made	Timely Payments	Compliance
CA201 HANNAFORD BROTHERS	64	50	78%	29	20	69%
Total	64	50	78% ▼	29	20	69% ▼
HANNAFORD BROTHERS Group Total	64	50	78% ▼	29	20	69% ▼

INSURANCE GROUP COMPLIANCE

Lost Time FROI and Initial Indemnity Payments

First Quarter

1/1/2021 - 3/31/2021

Insurance Company	Total Lost Time FROIs Filed	Lost Time FROIs Filed Timely	Compliance Percentage	Total Initial Indemnity Payments Made	Initial Indemnity Payments Made Timely	Compliance Percentage
HANOVER INSURANCE						
CA428 ALLMERICA FINANCIAL BENEFIT INSURANCE	4	2	50%	2	2	100%
CA048 CITIZENS INSURANCE COMPANY OF AMERICA	2	1	50%	No Filings	No Filings	No Filings
CA429 HANOVER AMERICAN INSURANCE	3	2	67%	No Filings	No Filings	No Filings
CA202 HANOVER INSURANCE	6	2	33%	2	2	100%
CA228 MASSACHUSETTS BAY INSURANCE	1	1	100%	No Filings	No Filings	No Filings
Total	16	8	50% ▼	4	4	100% ▲
HANOVER INSURANCE Group Total						
	16	8	50% ▼	4	4	100% ▲
HARTFORD INSURANCE						
CA185 HARTFORD CASUALTY INSURANCE	2	2	100%	1	1	100%
CA203 HARTFORD FIRE INSURANCE	6	5	83%	No Filings	No Filings	No Filings
CA186 HARTFORD INSURANCE COMPANY OF THE MIDWEST	4	3	75%	4	4	100%
CA187 HARTFORD UNDERWRITERS INSURANCE	6	4	67%	3	2	67%
CA288 PROPERTY & CASUALTY INSURANCE COMPANY OF HARTFORD	2	2	100%	1	1	100%
CA319 TRUMBULL INSURANCE	1	1	100%	1	1	100%
CA321 TWIN CITY FIRE INSURANCE	3	2	67%	1	1	100%
Total	24	19	79% ▼	11	10	91% ▲
HARTFORD INSURANCE TPA Administered Claims						
CA070 CANNON COCHRAN MANAGEMENT SERVICES	1	1	100%	No Filings	No Filings	No Filings
CA116 CORVEL ENTERPRISE COMP	3	2	67%	No Filings	No Filings	No Filings
CA300 SEDGWICK CLAIMS MANAGEMENT SERVICES	6	6	100%	1	1	100%
TPA Total	10	9	90% ▲	1	1	100% ▲
HARTFORD INSURANCE Group Total						
	34	28	82% ▼	12	11	92% ▲
HELMSMAN MANAGEMENT SERVICES						
CA204 HELMSMAN MANAGEMENT SERVICES	32	23	72%	3	3	100%
Total	32	23	72% ▼	3	3	100% ▲
HELMSMAN MANAGEMENT SERVICES Group Total						
	32	23	72% ▼	3	3	100% ▲
LIBERTY MUTUAL INSURANCE						
CA380 EMPLOYERS INSURANCE OF WAUSAU	2	1	50%	1	0	0%
CA210 LIBERTY MUTUAL INSURANCE	94	58	62%	25	24	96%
CA406 OHIO CASUALTY INSURANCE	1	1	100%	1	1	100%
CA407 OHIO SECURITY INSURANCE	5	4	80%	3	1	33%
CA408 WEST AMERICAN INSURANCE	1	0	0%	1	1	100%
Total	103	64	62% ▼	31	27	87% ▲
LIBERTY MUTUAL INSURANCE Group Total						
	103	64	62% ▼	31	27	87% ▲

Maine Workers' Compensation Board

Lost Time FROI Filing Benchmark: 85%

Initial Indemnity Payment Benchmark: 87%

▲ Indicates benchmark met or exceeded

▼ Indicates benchmark not met

INSURANCE GROUP COMPLIANCE

Lost Time FROI and Initial Indemnity Payments

First Quarter

1/1/2021 - 3/31/2021

Insurance Company	Total Lost Time FROIs Filed	Lost Time FROIs Filed Timely	Compliance Percentage	Total Initial Indemnity Payments Made	Initial Indemnity Payments Made Timely	Compliance Percentage
MAINE AUTOMOBILE DEALERS ASSOCIATION	FROIs Filed	Timely FROIs	Compliance	Payments Made	Timely Payments	Compliance
CA220 MAINE AUTOMOBILE DEALERS ASSOCIATION	1	0	0%	4	0	0%
Total	1	0	0% ▼	4	0	0% ▼
MAINE AUTOMOBILE DEALERS ASSOCIATION Group Total						
1	1	0	0%	4	0	0%
MAINE EMPLOYERS' MUTUAL INSURANCE	FROIs Filed	Timely FROIs	Compliance	Payments Made	Timely Payments	Compliance
CA260 MAINE EMPLOYERS' MUTUAL INSURANCE	1265	856	68%	465	398	86%
Total	1265	856	68% ▼	465	398	86% ▼
MAINE EMPLOYERS' MUTUAL INSURANCE Group Total						
1265	1265	856	68%	465	398	86%
MAINE HEALTHCARE ASSOCIATION	FROIs Filed	Timely FROIs	Compliance	Payments Made	Timely Payments	Compliance
CA234 MAINE HEALTHCARE ASSOCIATION	105	54	51%	86	65	76%
Total	105	54	51% ▼	86	65	76% ▼
MAINE HEALTHCARE ASSOCIATION Group Total						
105	105	54	51%	86	65	76%
MAINE MOTOR TRANSPORT ASSOCIATION	FROIs Filed	Timely FROIs	Compliance	Payments Made	Timely Payments	Compliance
CA230 MAINE MOTOR TRANSPORT ASSOCIATION	38	38	100%	5	4	80%
Total	38	38	100% ▲	5	4	80% ▼
MAINE MOTOR TRANSPORT ASSOCIATION Group Total						
38	38	38	100%	5	4	80%
MAINE MUNICIPAL ASSOCIATION	FROIs Filed	Timely FROIs	Compliance	Payments Made	Timely Payments	Compliance
CA225 MAINE MUNICIPAL ASSOCIATION	219	210	96%	37	33	89%
Total	219	210	96% ▲	37	33	89% ▲
MAINE MUNICIPAL ASSOCIATION Group Total						
219	219	210	96%	37	33	89%
MAINE SCHOOL MANAGEMENT ASSOCIATION	FROIs Filed	Timely FROIs	Compliance	Payments Made	Timely Payments	Compliance
CA250 MAINE SCHOOL MANAGEMENT ASSOCIATION	85	77	91%	23	21	91%
Total	85	77	91% ▲	23	21	91% ▲
MAINE SCHOOL MANAGEMENT ASSOCIATION Group Total						
85	85	77	91%	23	21	91%
MARKEL CORP GROUP	FROIs Filed	Timely FROIs	Compliance	Payments Made	Timely Payments	Compliance
STATE NATIONAL INSURANCE	*	*	*	*	*	*
Total	*	*	*	*	*	*
MARKEL CORP GROUP TPA Administered Claims	FROIs Filed	Timely FROIs	Compliance	Payments Made	Timely Payments	Compliance
CA070 CANNON COCHRAN MANAGEMENT SERVICES	3	0	0%	No Filings	No Filings	No Filings
TPA Total	3	0	0% ▼	No Filings	No Filings	No Filings
MARKEL CORP GROUP Group Total						
3	3	0	0%	No Filings	No Filings	No Filings
NATIONAL LIABILITY & FIRE INSURANCE	FROIs Filed	Timely FROIs	Compliance	Payments Made	Timely Payments	Compliance
CA474 NATIONAL LIABILITY AND FIRE INSURANCE	1	1	100%	No Filings	No Filings	No Filings
Total	1	1	100% ▲	No Filings	No Filings	No Filings
NATIONAL LIABILITY & FIRE INSURANCE Group Total						
1	1	1	100%	No Filings	No Filings	No Filings

Maine Workers' Compensation Board
 Lost Time FROI Filing Benchmark: 85%
 Initial Indemnity Payment Benchmark: 87%

▲ Indicates benchmark met or exceeded
 ▼ Indicates benchmark not met

INSURANCE GROUP COMPLIANCE
 Lost Time FROI and Initial Indemnity Payments
 First Quarter
 1/1/2021 - 3/31/2021

Insurance Company	Total Lost Time FROIs Filed	Lost Time FROIs Filed Timely	Compliance Percentage	Total Initial Indemnity Payments Made	Initial Indemnity Payments Made Timely	Compliance Percentage
OLD REPUBLIC INSURANCE	FROIs Filed	Timely FROIs	Compliance	Payments Made	Timely Payments	Compliance
OLD REPUBLIC GENERAL INSURANCE CORP.	*	*	*	*	*	*
OLD REPUBLIC INSURANCE	*	*	*	*	*	*
Total	*	*	*	*	*	*
OLD REPUBLIC INSURANCE TPA Administered Claims						
CA070 CANNON COCHRAN MANAGEMENT SERVICES	10	8	80%	6	4	67%
CA110 CONSTITUTION STATE SERVICES	2	1	50%	No Filings	No Filings	No Filings
CA160 ESIS	2	0	0%	2	1	50%
CA190 GALLAGHER BASSETT SERVICES	7	7	100%	1	1	100%
CA204 HELMSMAN MANAGEMENT SERVICES	1	1	100%	No Filings	No Filings	No Filings
CA252 MATRIX ABSENCE MANAGEMENT, INC.	14	5	36%	No Filings	No Filings	No Filings
CA300 SEDGWICK CLAIMS MANAGEMENT SERVICES	7	6	86%	3	1	33%
TPA Total	43	28	65% ▼	12	7	58% ▼
OLD REPUBLIC INSURANCE Group Total	43	28	65% ▼	12	7	58% ▼
PENNSYLVANIA MFG ASSN	FROIs Filed	Timely FROIs	Compliance	Payments Made	Timely Payments	Compliance
MANUFACTURERS ALLIANCE INSURANCE	*	*	*	*	*	*
PENNSYLVANIA MFG ASSN	*	*	*	*	*	*
PENNSYLVANIA MFG INDEMNITY CO	*	*	*	*	*	*
Total	*	*	*	*	*	*
PENNSYLVANIA MFG ASSN TPA Administered Claims						
CA190 GALLAGHER BASSETT SERVICES	16	8	50%	9	2	22%
CA323 THE AMERICAN EQUITY UNDERWRITERS	1	0	0%	No Filings	No Filings	No Filings
TPA Total	17	8	47% ▼	9	2	22% ▼
PENNSYLVANIA MFG ASSN Group Total	17	8	47% ▼	9	2	22% ▼
PROTECTIVE INSURANCE	FROIs Filed	Timely FROIs	Compliance	Payments Made	Timely Payments	Compliance
PROTECTIVE INSURANCE	*	*	*	*	*	*
Total	*	*	*	*	*	*
PROTECTIVE INSURANCE TPA Administered Claims						
CA300 SEDGWICK CLAIMS MANAGEMENT SERVICES	5	4	80%	4	3	75%
TPA Total	5	4	80% ▼	4	3	75% ▼
PROTECTIVE INSURANCE Group Total	5	4	80% ▼	4	3	75% ▼

INSURANCE GROUP COMPLIANCE
 Lost Time FROI and Initial Indemnity Payments
 First Quarter
 1/1/2021 - 3/31/2021

Insurance Company	Total Lost Time FROIs Filed	Lost Time FROIs Filed Timely	Compliance Percentage	Total Initial Indemnity Payments Made	Initial Indemnity Payments Made Timely	Compliance Percentage
QBE INSURANCE GROUP	FROIs Filed	Timely FROIs	Compliance	Payments Made	Timely Payments	Compliance
QBE INSURANCE GROUP	*	*	*	*	*	*
Total	*	*	*	*	*	*
QBE INSURANCE GROUP TPA Administered Claims						
CA190 GALLAGHER BASSETT SERVICES	1	0	0%	No Filings	No Filings	No Filings
CA300 SEDGWICK CLAIMS MANAGEMENT SERVICES	6	6	100%	2	2	100%
TPA Total	7	6	86% ▲	2	2	100% ▲
QBE INSURANCE GROUP Group Total	7	6	86% ▲	2	2	100% ▲
RYDER SERVICES	FROIs Filed	Timely FROIs	Compliance	Payments Made	Timely Payments	Compliance
CA295 RYDER SERVICES	2	0	0%	No Filings	No Filings	No Filings
Total	2	0	0% ▼	No Filings	No Filings	No Filings
RYDER SERVICES Group Total	2	0	0% ▼	No Filings	No Filings	No Filings
SAFETY NATIONAL CASUALTY CORP	FROIs Filed	Timely FROIs	Compliance	Payments Made	Timely Payments	Compliance
SAFETY NATIONAL CASUALTY CORP	*	*	*	*	*	*
Total	*	*	*	*	*	*
SAFETY NATIONAL CASUALTY CORP TPA Administered Claims						
CA040 BROADSPIRE SERVICES	4	4	100%	No Filings	No Filings	No Filings
CA110 CONSTITUTION STATE SERVICES	1	0	0%	1	1	100%
CA116 CORVEL ENTERPRISE COMP	3	3	100%	No Filings	No Filings	No Filings
CA160 ESIS	8	8	100%	1	1	100%
CA190 GALLAGHER BASSETT SERVICES	5	4	80%	1	1	100%
CA300 SEDGWICK CLAIMS MANAGEMENT SERVICES	13	11	85%	2	2	100%
TPA Total	34	30	88% ▲	5	5	100% ▲
SAFETY NATIONAL CASUALTY CORP Group Total	34	30	88% ▲	5	5	100% ▲
SEGWICK CLAIMS MANAGEMENT SERVICES	FROIs Filed	Timely FROIs	Compliance	Payments Made	Timely Payments	Compliance
CA300 SEDGWICK CLAIMS MANAGEMENT SERVICES	304	253	83%	109	97	89%
Total	304	253	83% ▼	109	97	89% ▲
SEGWICK CLAIMS MANAGEMENT SERVICES Group Total	304	253	83% ▼	109	97	89% ▲
SENTRY INSURANCE	FROIs Filed	Timely FROIs	Compliance	Payments Made	Timely Payments	Compliance
CA207 FLORISTS MUTUAL INSURANCE	2	1	50%	1	1	100%
CA426 MIDDLESEX INSURANCE COMPANY	4	3	75%	No Filings	No Filings	No Filings
CA402 SENTRY CASUALTY	14	6	43%	10	8	80%
CA305 SENTRY INSURANCE	5	2	40%	3	2	67%
Total	25	12	48% ▼	14	11	79% ▼
SENTRY INSURANCE Group Total	25	12	48% ▼	14	11	79% ▼

Maine Workers' Compensation Board
 Lost Time FROI Filing Benchmark: 85%
 Initial Indemnity Payment Benchmark: 87%

▲ Indicates benchmark met or exceeded
 ▼ Indicates benchmark not met

INSURANCE GROUP COMPLIANCE
 Lost Time FROI and Initial Indemnity Payments
 First Quarter
 1/1/2021 - 3/31/2021

Insurance Company	Total Lost Time FROIs Filed	Lost Time FROIs Filed Timely	Compliance Percentage	Total Initial Indemnity Payments Made	Initial Indemnity Payments Made Timely	Compliance Percentage
SERVICE AMERICAN INDEMNITY	FROIs Filed	Timely FROIs	Compliance	Payments Made	Timely Payments	Compliance
SERVICE AMERICAN INDEMNITY	*	*	*	*	*	*
Total	*	*	*	*	*	*
SERVICE AMERICAN INDEMNITY TPA Administered Claims						
CA040 BROADSPIRE SERVICES	8	5	63%	2	2	100%
TPA Total	8	5	63% ▼	2	2	100% ▲
SERVICE AMERICAN INDEMNITY Group Total	8	5	63% ▼	2	2	100% ▲
SOMPO JAPAN INSURANCE	FROIs Filed	Timely FROIs	Compliance	Payments Made	Timely Payments	Compliance
SOMPO JAPAN INSURANCE COMPANY OF AMERICA	*	*	*	*	*	*
Total	*	*	*	*	*	*
SOMPO JAPAN INSURANCE TPA Administered Claims						
CA190 GALLAGHER BASSETT SERVICES	1	1	100%	1	1	100%
TPA Total	1	1	100% ▲	1	1	100% ▲
SOMPO JAPAN INSURANCE Group Total	1	1	100% ▲	1	1	100% ▲
STARR INDEMNITY INSURANCE	FROIs Filed	Timely FROIs	Compliance	Payments Made	Timely Payments	Compliance
STARR INDEMNITY INSURANCE	*	*	*	*	*	*
Total	*	*	*	*	*	*
STARR INDEMNITY INSURANCE TPA Administered Claims						
CA190 GALLAGHER BASSETT SERVICES	8	7	88%	1	0	0%
CA300 SEDGWICK CLAIMS MANAGEMENT SERVICES	3	2	67%	1	0	0%
TPA Total	11	9	82% ▼	2	0	0% ▼
STARR INDEMNITY INSURANCE Group Total	11	9	82% ▼	2	0	0% ▼
STATE OF MAINE WORKERS' COMPENSATION TRUST	FROIs Filed	Timely FROIs	Compliance	Payments Made	Timely Payments	Compliance
CA307 STATE OF MAINE WORKERS' COMPENSATION TRUST	418	374	89%	22	20	91%
Total	418	374	89% ▲	22	20	91% ▲
STATE OF MAINE WORKERS' COMPENSATION TRUST Group Total	418	374	89% ▲	22	20	91% ▲
SYNERNET	FROIs Filed	Timely FROIs	Compliance	Payments Made	Timely Payments	Compliance
CA320 SYNERNET	625	565	90%	83	79	95%
Total	625	565	90% ▲	83	79	95% ▲
SYNERNET Group Total	625	565	90% ▲	83	79	95% ▲
THE AMERICAN EQUITY UNDERWRITERS	FROIs Filed	Timely FROIs	Compliance	Payments Made	Timely Payments	Compliance
CA323 THE AMERICAN EQUITY UNDERWRITERS	4	2	50%	No Filings	No Filings	No Filings
Total	4	2	50% ▼	No Filings	No Filings	No Filings
THE AMERICAN EQUITY UNDERWRITERS Group Total	4	2	50% ▼	No Filings	No Filings	No Filings

Maine Workers' Compensation Board
 Lost Time FROI Filing Benchmark: 85%
 Initial Indemnity Payment Benchmark: 87%

▲ Indicates benchmark met or exceeded
 ▼ Indicates benchmark not met

INSURANCE GROUP COMPLIANCE
Lost Time FROI and Initial Indemnity Payments
First Quarter
1/1/2021 - 3/31/2021

Insurance Company	Total Lost Time FROIs Filed	Lost Time FROIs Filed Timely	Compliance Percentage	Total Initial Indemnity Payments Made	Initial Indemnity Payments Made Timely	Compliance Percentage
TOKIO MARINE INSURANCE	FROIs Filed	Timely FROIs	Compliance	Payments Made	Timely Payments	Compliance
CA414 TOKIO MARINE AMERICA INSURANCE	3	0	0%	No Filings	No Filings	No Filings
Total	3	0	0% ▼	No Filings	No Filings	No Filings
TOKIO MARINE INSURANCE Group Total	3	0	0% ▼	No Filings	No Filings	No Filings
TRAVELERS INSURANCE	FROIs Filed	Timely FROIs	Compliance	Payments Made	Timely Payments	Compliance
CA072 CHARTER OAK FIRE INSURANCE	18	1	6%	16	13	81%
CA164 FARMINGTON CASUALTY	2	0	0%	2	1	50%
CA306 STANDARD FIRE INSURANCE	2	0	0%	4	3	75%
CA348 TRAVELERS CASUALTY INSURANCE COMPANY OF AMERICA	3	0	0%	4	3	75%
CA349 TRAVELERS COMMERCIAL CASUALTY	3	0	0%	3	2	67%
CA343 TRAVELERS INDEMNITY COMPANY	1	1	100%	No Filings	No Filings	No Filings
CA346 TRAVELERS INDEMNITY COMPANY OF AMERICA	1	0	0%	1	1	100%
CA345 TRAVELERS PROPERTY CASUALTY INSURANCE	1	1	100%	1	1	100%
Total	31	3	10% ▼	31	24	77% ▼
TRAVELERS INSURANCE TPA Administered Claims						
CA300 SEDGWICK CLAIMS MANAGEMENT SERVICES	1	1	100%	2	1	50%
TPA Total	1	1	100% ▲	2	1	50% ▼
TRAVELERS INSURANCE Group Total	32	4	13% ▼	33	25	76% ▼
TYSON FOODS INC	FROIs Filed	Timely FROIs	Compliance	Payments Made	Timely Payments	Compliance
CA435 TYSON FOODS INC	1	0	0%	1	0	0%
Total	1	0	0% ▼	1	0	0% ▼
TYSON FOODS INC Group Total	1	0	0% ▼	1	0	0% ▼
UTICA MUTUAL INSURANCE	FROIs Filed	Timely FROIs	Compliance	Payments Made	Timely Payments	Compliance
CA324 UTICA MUTUAL INSURANCE	1	1	100%	No Filings	No Filings	No Filings
Total	1	1	100% ▲	No Filings	No Filings	No Filings
UTICA MUTUAL INSURANCE Group Total	1	1	100% ▲	No Filings	No Filings	No Filings
VANLINER INSURANCE	FROIs Filed	Timely FROIs	Compliance	Payments Made	Timely Payments	Compliance
CA379 VANLINER INSURANCE	1	1	100%	No Filings	No Filings	No Filings
Total	1	1	100% ▲	No Filings	No Filings	No Filings
VANLINER INSURANCE Group Total	1	1	100% ▲	No Filings	No Filings	No Filings
WALMART CLAIMS SERVICES	FROIs Filed	Timely FROIs	Compliance	Payments Made	Timely Payments	Compliance
CA100 WALMART CLAIMS SERVICES	65	62	95%	6	6	100%
Total	65	62	95% ▲	6	6	100% ▲
WALMART CLAIMS SERVICES Group Total	65	62	95% ▲	6	6	100% ▲

INSURANCE GROUP COMPLIANCE
 Lost Time FROI and Initial Indemnity Payments
 First Quarter
 1/1/2021 - 3/31/2021

Insurance Company	Total Lost Time FROIs Filed	Lost Time FROIs Filed Timely	Compliance Percentage	Total Initial Indemnity Payments Made	Initial Indemnity Payments Made Timely	Compliance Percentage
XL INSURANCE	FROIs Filed	Timely FROIs	Compliance	Payments Made	Timely Payments	Compliance
CA384 XL INSURANCE	*	*	*	*	*	*
Total	*	*	*	*	*	*
XL INSURANCE TPA Administered Claims						
CA040 BROADSPIRE SERVICES	1	1	100%	No Filings	No Filings	No Filings
CA117 COTTINGHAM & BUTLER CLAIMS SERVICES	2	2	100%	No Filings	No Filings	No Filings
CA190 GALLAGHER BASSETT SERVICES	10	6	60%	3	1	33%
CA300 SEDGWICK CLAIMS MANAGEMENT SERVICES	11	10	91%	2	2	100%
TPA Total	24	19	79% ▼	5	3	60% ▼
XL INSURANCE Group Total	24	19	79% ▼	5	3	60% ▼
YORK RISK SERVICES	FROIs Filed	Timely FROIs	Compliance	Payments Made	Timely Payments	Compliance
CA340 YORK RISK SERVICES	4	3	75%	1	1	100%
Total	4	3	75% ▼	1	1	100% ▲
YORK RISK SERVICES Group Total	4	3	75% ▼	1	1	100% ▲
ZURICH INSURANCE	FROIs Filed	Timely FROIs	Compliance	Payments Made	Timely Payments	Compliance
CA022 AMERICAN ZURICH	28	16	57%	7	6	86%
CA400 ZURICH AMERICAN INSURANCE	14	5	36%	10	10	100%
Total	42	21	50% ▼	17	16	94% ▲
ZURICH INSURANCE TPA Administered Claims						
CA070 CANNON COCHRAN MANAGEMENT SERVICES	1	0	0%	No Filings	No Filings	No Filings
CA080 CHESTERFIELD SERVICES	2	0	0%	3	3	100%
CA116 CORVEL ENTERPRISE COMP	1	0	0%	No Filings	No Filings	No Filings
CA190 GALLAGHER BASSETT SERVICES	13	9	69%	6	5	83%
CA300 SEDGWICK CLAIMS MANAGEMENT SERVICES	14	14	100%	2	2	100%
TPA Total	31	23	74% ▼	11	10	91% ▲
ZURICH INSURANCE Group Total	73	44	60% ▼	28	26	93% ▲

Appendix B

**Insurance Group Compliance
Initial MOP and Initial Indemnity NOC Filings
First Quarter
1/1/2021-3/31/2021**

INSURANCE GROUP COMPLIANCE
Initial MOP and Initial Indemnity NOC Filings
First Quarter 2021
1/1/2021 - 3/31/2021

Insurance Company	Total Initial MOPs Filed	Initial MOPs Filed Timely	Compliance Percentage	Total Initial Indemnity NOCs Filed	Initial Indemnity NOCs Filed Timely	Compliance Percentage
ACADIA INSURANCE	MOPs Filed	Timely MOPs	Compliance	NOCs Filed	Timely NOCs	Compliance
CA010 ACADIA INSURANCE	24	21	88%	8	8	100%
Total	24	21	88% ▲	8	8	100% ▲
ACADIA INSURANCE Group Total	24	21	88% ▲	8	8	100% ▲
ACCIDENT FUND INSURANCE	MOPs Filed	Timely MOPs	Compliance	NOCs Filed	Timely NOCs	Compliance
ACCIDENT FUND INSURANCE	*	*	*	*	*	*
Total	*	*	*	*	*	*
ACCIDENT FUND INSURANCE TPA Administered Claims						
CA190 GALLAGHER BASSETT SERVICES	6	0	0%	No Filings	No Filings	No Filings
TPA Total	6	0	0% ▼	No Filings	No Filings	No Filings
ACCIDENT FUND INSURANCE Group Total	6	0	0% ▼	No Filings	No Filings	No Filings
ACUITY MUTUAL INSURANCE	MOPs Filed	Timely MOPs	Compliance	NOCs Filed	Timely NOCs	Compliance
CA418 ACUITY MUTUAL INSURANCE	1	1	100%	No Filings	No Filings	No Filings
Total	1	1	100% ▲	No Filings	No Filings	No Filings
ACUITY MUTUAL INSURANCE Group Total	1	1	100% ▲	No Filings	No Filings	No Filings
AIG INSURANCE	MOPs Filed	Timely MOPs	Compliance	NOCs Filed	Timely NOCs	Compliance
CA015 AIG CLAIMS, INC	1	1	100%	2	2	100%
Total	1	1	100% ▲	2	2	100% ▲
AIG INSURANCE TPA Administered Claims						
CA040 BROADSPIRE SERVICES	No Filings	No Filings	No Filings	1	1	100%
CA116 CORVEL ENTERPRISE COMP	No Filings	No Filings	No Filings	1	1	100%
CA160 ESIS	3	2	67%	4	3	75%
CA190 GALLAGHER BASSETT SERVICES	11	3	27%	5	4	80%
CA204 HELMSMAN MANAGEMENT SERVICES	No Filings	No Filings	No Filings	No Filings	No Filings	No Filings
CA300 SEDGWICK CLAIMS MANAGEMENT SERVICES	62	55	89%	15	15	100%
TPA Total	76	60	79% ▼	26	24	92% ▲
AIG INSURANCE Group Total	77	61	79% ▼	28	26	93% ▲
AIM MUTUAL GROUP	MOPs Filed	Timely MOPs	Compliance	NOCs Filed	Timely NOCs	Compliance
CA472 AIM MUTUAL INSURANCE	4	2	50%	2	2	100%
Total	4	2	50% ▼	2	2	100% ▲
AIM MUTUAL GROUP Group Total	4	2	50% ▼	2	2	100% ▲

INSURANCE GROUP COMPLIANCE
Initial MOP and Initial Indemnity NOC Filings
First Quarter 2021
1/1/2021 - 3/31/2021

Insurance Company	Total Initial MOPs Filed	Initial MOPs Filed Timely	Compliance Percentage	Total Initial Indemnity NOCs Filed	Initial Indemnity NOCs Filed Timely	Compliance Percentage
AMTRUST INSURANCE	MOPs Filed	Timely MOPs	Compliance	NOCs Filed	Timely NOCs	Compliance
CA437 SECURITY NATIONAL INSURANCE	No Filings	No Filings	No Filings	No Filings	No Filings	No Filings
CA342 TECHNOLOGY INSURANCE	2	1	50%	1	0	0%
CA381 WESCO INSURANCE	No Filings	No Filings	No Filings	No Filings	No Filings	No Filings
Total	2	1	50% ▼	1	0	0% ▼
AMTRUST INSURANCE Group Total	2	1	50% ▼	1	0	0% ▼
ARCH INSURANCE	MOPs Filed	Timely MOPs	Compliance	NOCs Filed	Timely NOCs	Compliance
ARCH INSURANCE	*	*	*	*	*	*
Total	*	*	*	*	*	*
ARCH INSURANCE TPA Administered Claims						
CA040 BROADSPIRE SERVICES	2	0	0%	1	0	0%
CA070 CANNON COCHRAN MANAGEMENT SERVICES	2	2	100%	No Filings	No Filings	No Filings
CA116 CORVEL ENTERPRISE COMP	No Filings	No Filings	No Filings	No Filings	No Filings	No Filings
CA117 COTTINGHAM & BUTLER CLAIMS SERVICES	2	0	0%	No Filings	No Filings	No Filings
CA190 GALLAGHER BASSETT SERVICES	3	0	0%	1	1	100%
CA300 SEDGWICK CLAIMS MANAGEMENT SERVICES	No Filings	No Filings	No Filings	No Filings	No Filings	No Filings
TPA Total	9	2	22% ▼	2	1	50% ▼
ARCH INSURANCE Group Total	9	2	22% ▼	2	1	50% ▼
BATH IRON WORKS	MOPs Filed	Timely MOPs	Compliance	NOCs Filed	Timely NOCs	Compliance
CA036 BATH IRON WORKS	4	4	100%	3	3	100%
Total	4	4	100% ▲	3	3	100% ▲
BATH IRON WORKS Group Total	4	4	100% ▲	3	3	100% ▲
BERKSHIRE HATHAWAY INSURANCE	MOPs Filed	Timely MOPs	Compliance	NOCs Filed	Timely NOCs	Compliance
CA114 BERKSHIRE HATHAWAY DIRECT INSURANCE	No Filings	No Filings	No Filings	No Filings	No Filings	No Filings
Total	No Filings	No Filings	No Filings	No Filings	No Filings	No Filings
BERKSHIRE HATHAWAY INSURANCE Group Total	No Filings	No Filings	No Filings	No Filings	No Filings	No Filings
BROADSPIRE SERVICES	MOPs Filed	Timely MOPs	Compliance	NOCs Filed	Timely NOCs	Compliance
CA040 BROADSPIRE SERVICES	6	4	67%	5	4	80%
Total	6	4	67% ▼	5	4	80% ▼
BROADSPIRE SERVICES Group Total	6	4	67% ▼	5	4	80% ▼
BROTHERHOOD MUTUAL INSURANCE COMPANY	MOPs Filed	Timely MOPs	Compliance	NOCs Filed	Timely NOCs	Compliance
CA043 BROTHERHOOD MUTUAL INSURANCE COMPANY	No Filings	No Filings	No Filings	No Filings	No Filings	No Filings
Total	No Filings	No Filings	No Filings	No Filings	No Filings	No Filings
BROTHERHOOD MUTUAL INSURANCE COMPANY Group Total	No Filings	No Filings	No Filings	No Filings	No Filings	No Filings

INSURANCE GROUP COMPLIANCE
Initial MOP and Initial Indemnity NOC Filings
First Quarter 2021
1/1/2021 - 3/31/2021

Insurance Company	Total Initial MOPs Filed	Initial MOPs Filed Timely	Compliance Percentage	Total Initial Indemnity NOCs Filed	Initial Indemnity NOCs Filed Timely	Compliance Percentage
CANNON COCHRAN MANAGEMENT SERVICES	MOPs Filed	Timely MOPs	Compliance	NOCs Filed	Timely NOCs	Compliance
CA070 CANNON COCHRAN MANAGEMENT SERVICES	33	21	64%	15	12	80%
Total	33	21	64% ▼	15	12	80% ▼
CANNON COCHRAN MANAGEMENT SERVICES Group Total	33	21	64% ▼	15	12	80% ▼
CAROLINA CASULTY INSURANCE	MOPs Filed	Timely MOPs	Compliance	NOCs Filed	Timely NOCs	Compliance
CAROLINA CASULTY INSURANCE	*	*	*	*	*	*
Total	*	*	*	*	*	*
CAROLINA CASULTY INSURANCE TPA Administered Claims						
CA190 GALLAGHER BASSETT SERVICES	2	2	100%	No Filings	No Filings	No Filings
TPA Total	2	2	100% ▲	No Filings	No Filings	No Filings
CAROLINA CASULTY INSURANCE Group Total	2	2	100% ▲	No Filings	No Filings	No Filings
CHESTERFIELD SERVICES	MOPs Filed	Timely MOPs	Compliance	NOCs Filed	Timely NOCs	Compliance
CA080 CHESTERFIELD SERVICES	3	3	100%	No Filings	No Filings	No Filings
Total	3	3	100% ▲	No Filings	No Filings	No Filings
CHESTERFIELD SERVICES Group Total	3	3	100% ▲	No Filings	No Filings	No Filings
CHUBB INSURANCE	MOPs Filed	Timely MOPs	Compliance	NOCs Filed	Timely NOCs	Compliance
ACE AMERICAN INSURANCE COMPANY	*	*	*	*	*	*
CHUBB INDEMNITY INSURANCE	*	*	*	*	*	*
CHUBB NATIONAL INSURANCE	*	*	*	*	*	*
FEDERAL INSURANCE	*	*	*	*	*	*
INDEMNITY INS CO OF NORTH AMERICA	*	*	*	*	*	*
Total	*	*	*	*	*	*
CHUBB INSURANCE TPA Administered Claims						
CA040 BROADSPIRE SERVICES	No Filings	No Filings	No Filings	No Filings	No Filings	No Filings
CA070 CANNON COCHRAN MANAGEMENT SERVICES	No Filings	No Filings	No Filings	1	1	100%
CA110 CONSTITUTION STATE SERVICES	2	1	50%	No Filings	No Filings	No Filings
CA116 CORVEL ENTERPRISE COMP	1	0	0%	2	1	50%
CA160 ESIS	12	11	92%	2	1	50%
CA190 GALLAGHER BASSETT SERVICES	13	7	54%	1	1	100%
CA204 HELMSMAN MANAGEMENT SERVICES	2	2	100%	No Filings	No Filings	No Filings
CA295 RYDER SERVICES	No Filings	No Filings	No Filings	No Filings	No Filings	No Filings
CA300 SEDGWICK CLAIMS MANAGEMENT SERVICES	14	14	100%	46	45	98%
CA340 YORK RISK SERVICES	1	1	100%	1	1	100%
TPA Total	45	36	80% ▼	53	50	94% ▲
CHUBB INSURANCE Group Total	45	36	80% ▼	53	50	94% ▲

INSURANCE GROUP COMPLIANCE
Initial MOP and Initial Indemnity NOC Filings
First Quarter 2021
1/1/2021 - 3/31/2021

Insurance Company	Total Initial MOPs Filed	Initial MOPs Filed Timely	Compliance Percentage	Total Initial Indemnity NOCs Filed	Initial Indemnity NOCs Filed Timely	Compliance Percentage
CINCINNATI INSURANCE	MOPs Filed	Timely MOPs	Compliance	NOCs Filed	Timely NOCs	Compliance
CA438 CINCINNATI INSURANCE	No Filings	No Filings	No Filings	1	0	0%
Total	No Filings	No Filings	No Filings	1	0	0% ▼
CINCINNATI INSURANCE Group Total	No Filings	No Filings	No Filings	1	0	0% ▼
CNA INSURANCE	MOPs Filed	Timely MOPs	Compliance	NOCs Filed	Timely NOCs	Compliance
CA329 VALLEY FORGE INSURANCE COMPANY	1	0	0%	No Filings	No Filings	No Filings
Total	1	0	0% ▼	No Filings	No Filings	No Filings
CNA INSURANCE TPA Administered Claims						
CA190 GALLAGHER BASSETT SERVICES	No Filings	No Filings	No Filings	No Filings	No Filings	No Filings
TPA Total	No Filings	No Filings	No Filings	No Filings	No Filings	No Filings
CNA INSURANCE Group Total	1	0	0% ▼	No Filings	No Filings	No Filings
CONSTITUTION STATE SERVICES	MOPs Filed	Timely MOPs	Compliance	NOCs Filed	Timely NOCs	Compliance
CA110 CONSTITUTION STATE SERVICES	3	1	33%	No Filings	No Filings	No Filings
Total	3	1	33% ▼	No Filings	No Filings	No Filings
CONSTITUTION STATE SERVICES Group Total	3	1	33% ▼	No Filings	No Filings	No Filings
CORVEL ENTERPRISE COMP	MOPs Filed	Timely MOPs	Compliance	NOCs Filed	Timely NOCs	Compliance
CA116 CORVEL ENTERPRISE COMP	1	0	0%	4	3	75%
Total	1	0	0% ▼	4	3	75% ▼
CORVEL ENTERPRISE COMP Group Total	1	0	0% ▼	4	3	75% ▼
COTTINGHAM & BUTLER CLAIMS SERVICES	MOPs Filed	Timely MOPs	Compliance	NOCs Filed	Timely NOCs	Compliance
CA117 COTTINGHAM & BUTLER CLAIMS SERVICES	2	0	0%	1	1	100%
Total	2	0	0% ▼	1	1	100% ▲
COTTINGHAM & BUTLER CLAIMS SERVICES Group Total	2	0	0% ▼	1	1	100% ▲
CROSS INSURANCE	MOPs Filed	Timely MOPs	Compliance	NOCs Filed	Timely NOCs	Compliance
CA093 CROSS INSURANCE	100	93	93%	97	96	99%
Total	100	93	93% ▲	97	96	99% ▲
CROSS INSURANCE Group Total	100	93	93% ▲	97	96	99% ▲
EASTERN ALLIANCE INSURANCE	MOPs Filed	Timely MOPs	Compliance	NOCs Filed	Timely NOCs	Compliance
CA141 EASTERN ALLIANCE INSURANCE	10	10	100%	4	4	100%
Total	10	10	100% ▲	4	4	100% ▲
EASTERN ALLIANCE INSURANCE Group Total	10	10	100% ▲	4	4	100% ▲

INSURANCE GROUP COMPLIANCE
Initial MOP and Initial Indemnity NOC Filings
First Quarter 2021
1/1/2021 - 3/31/2021

Insurance Company	Total Initial MOPs Filed	Initial MOPs Filed Timely	Compliance Percentage	Total Initial Indemnity NOCs Filed	Initial Indemnity NOCs Filed Timely	Compliance Percentage
ELECTRIC INSURANCE	MOPs Filed	Timely MOPs	Compliance	NOCs Filed	Timely NOCs	Compliance
CA150 ELECTRIC INSURANCE	*	*	*	*	*	*
Total	*	*	*	*	*	*
ELECTRIC INSURANCE TPA Administered Claims						
CA300 SEDGWICK CLAIMS MANAGEMENT SERVICES	2	2	100%	1	1	100%
TPA Total	2	2	100% ▲	1	1	100% ▲
ELECTRIC INSURANCE Group Total	2	2	100% ▲	1	1	100% ▲
EMPLOYERS HOLDING INSURANCE	MOPs Filed	Timely MOPs	Compliance	NOCs Filed	Timely NOCs	Compliance
CA480 EMPLOYERS ASSURANCE COMPANY	*	*	*	*	*	*
CA479 EMPLOYERS PREFERRED INSURANCE	*	*	*	*	*	*
Total	*	*	*	*	*	*
EMPLOYERS HOLDING INSURANCE TPA Administered Claims						
CA040 BROADSPIRE SERVICES	1	1	100%	1	1	100%
TPA Total	1	1	100% ▲	1	1	100% ▲
EMPLOYERS HOLDING INSURANCE Group Total	1	1	100% ▲	1	1	100% ▲
ESIS	MOPs Filed	Timely MOPs	Compliance	NOCs Filed	Timely NOCs	Compliance
CA160 ESIS	19	16	84%	8	6	75%
Total	19	16	84% ▼	8	6	75% ▼
ESIS Group Total	19	16	84% ▼	8	6	75% ▼
EVEREST REINS HOLDINGS GROUP	MOPs Filed	Timely MOPs	Compliance	NOCs Filed	Timely NOCs	Compliance
EVEREST REINS HOLDINGS	*	*	*	*	*	*
Total	*	*	*	*	*	*
EVEREST REINS HOLDINGS GROUP TPA Administered Claims						
CA300 SEDGWICK CLAIMS MANAGEMENT SERVICES	No Filings	No Filings	No Filings	No Filings	No Filings	No Filings
TPA Total	No Filings	No Filings	No Filings	No Filings	No Filings	No Filings
EVEREST REINS HOLDINGS GROUP Group Total	No Filings	No Filings	No Filings	No Filings	No Filings	No Filings
FAIRFAX FINANCIAL GROUP	MOPs Filed	Timely MOPs	Compliance	NOCs Filed	Timely NOCs	Compliance
CA257 NORTH RIVER INSURANCE	*	*	*	*	*	*
Total	*	*	*	*	*	*
FAIRFAX FINANCIAL GROUP TPA Administered Claims						
CA040 BROADSPIRE SERVICES	1	1	100%	No Filings	No Filings	No Filings
TPA Total	1	1	100% ▲	No Filings	No Filings	No Filings
FAIRFAX FINANCIAL GROUP Group Total	1	1	100% ▲	No Filings	No Filings	No Filings

INSURANCE GROUP COMPLIANCE
Initial MOP and Initial Indemnity NOC Filings
First Quarter 2021
1/1/2021 - 3/31/2021

Insurance Company	Total Initial MOPs Filed	Initial MOPs Filed Timely	Compliance Percentage	Total Initial Indemnity NOCs Filed	Initial Indemnity NOCs Filed Timely	Compliance Percentage
FEDERATED MUTUAL INSURANCE	MOPs Filed	Timely MOPs	Compliance	NOCs Filed	Timely NOCs	Compliance
CA091 FEDERATED MUTUAL INSURANCE	3	0	0%	3	1	33%
Total	3	0	0% ▼	3	1	33% ▼
FEDERATED MUTUAL INSURANCE Group Total	3	0	0% ▼	3	1	33% ▼
FUTURECOMP	MOPs Filed	Timely MOPs	Compliance	NOCs Filed	Timely NOCs	Compliance
CA175 FUTURECOMP	16	12	75%	3	3	100%
Total	16	12	75% ▼	3	3	100% ▲
FUTURECOMP Group Total	16	12	75% ▼	3	3	100% ▲
GALLAGHER BASSETT SERVICES	MOPs Filed	Timely MOPs	Compliance	NOCs Filed	Timely NOCs	Compliance
CA190 GALLAGHER BASSETT SERVICES	66	31	47%	23	19	83%
Total	66	31	47% ▼	23	19	83% ▼
GALLAGHER BASSETT SERVICES Group Total	66	31	47% ▼	23	19	83% ▼
GREAT AMERICAN INSURANCE	MOPs Filed	Timely MOPs	Compliance	NOCs Filed	Timely NOCs	Compliance
CA193 GREAT AMERICAN INSURANCE	No Filings	No Filings	No Filings	1	0	0%
Total	No Filings	No Filings	No Filings	1	0	0% ▼
GREAT AMERICAN INSURANCE TPA Administered Claims						
CA323 THE AMERICAN EQUITY UNDERWRITERS	No Filings	No Filings	No Filings	No Filings	No Filings	No Filings
TPA Total	No Filings	No Filings	No Filings	No Filings	No Filings	No Filings
GREAT AMERICAN INSURANCE Group Total	No Filings	No Filings	No Filings	1	0	0% ▼
GUARD INSURANCE	MOPs Filed	Timely MOPs	Compliance	NOCs Filed	Timely NOCs	Compliance
CA019 AMGUARD INSURANCE	1	0	0%	No Filings	No Filings	No Filings
CA140 EASTGUARD INSURANCE	No Filings	No Filings	No Filings	No Filings	No Filings	No Filings
CA272 NORGUARD INSURANCE	1	0	0%	No Filings	No Filings	No Filings
Total	2	0	0% ▼	No Filings	No Filings	No Filings
GUARD INSURANCE Group Total	2	0	0% ▼	No Filings	No Filings	No Filings
HANNAFORD BROTHERS	MOPs Filed	Timely MOPs	Compliance	NOCs Filed	Timely NOCs	Compliance
CA201 HANNAFORD BROTHERS	29	20	69%	8	6	75%
Total	29	20	69% ▼	8	6	75% ▼
HANNAFORD BROTHERS Group Total	29	20	69% ▼	8	6	75% ▼

INSURANCE GROUP COMPLIANCE
Initial MOP and Initial Indemnity NOC Filings
First Quarter 2021
1/1/2021 - 3/31/2021

Insurance Company	Total Initial MOPs Filed	Initial MOPs Filed Timely	Compliance Percentage	Total Initial Indemnity NOCs Filed	Initial Indemnity NOCs Filed Timely	Compliance Percentage
HANOVER INSURANCE	MOPs Filed	Timely MOPs	Compliance	NOCs Filed	Timely NOCs	Compliance
CA428 ALLMERICA FINANCIAL BENEFIT INSURANCE	2	2	100%	No Filings	No Filings	No Filings
CA048 CITIZENS INSURANCE COMPANY OF AMERICA	No Filings	No Filings	No Filings	No Filings	No Filings	No Filings
CA429 HANOVER AMERICAN INSURANCE	No Filings	No Filings	No Filings	No Filings	No Filings	No Filings
CA202 HANOVER INSURANCE	2	2	100%	No Filings	No Filings	No Filings
CA228 MASSACHUSETTS BAY INSURANCE	No Filings	No Filings	No Filings	No Filings	No Filings	No Filings
Total	4	4	100% ▲	No Filings	No Filings	No Filings
HANOVER INSURANCE Group Total	4	4	100% ▲	No Filings	No Filings	No Filings
HARTFORD INSURANCE	MOPs Filed	Timely MOPs	Compliance	NOCs Filed	Timely NOCs	Compliance
CA185 HARTFORD CASUALTY INSURANCE	1	0	0%	No Filings	No Filings	No Filings
CA203 HARTFORD FIRE INSURANCE	No Filings	No Filings	No Filings	1	1	100%
CA186 HARTFORD INSURANCE COMPANY OF THE MIDWEST	4	4	100%	No Filings	No Filings	No Filings
CA187 HARTFORD UNDERWRITERS INSURANCE	3	2	67%	No Filings	No Filings	No Filings
CA288 PROPERTY & CASUALTY INSURANCE COMPANY OF HARTFORD	1	1	100%	No Filings	No Filings	No Filings
CA319 TRUMBULL INSURANCE	1	1	100%	1	1	100%
CA321 TWIN CITY FIRE INSURANCE	1	1	100%	1	1	100%
Total	11	9	82% ▼	3	3	100% ▲
HARTFORD INSURANCE TPA Administered Claims						
CA070 CANNON COCHRAN MANAGEMENT SERVICES	No Filings	No Filings	No Filings	1	1	100%
CA116 CORVEL ENTERPRISE COMP	No Filings	No Filings	No Filings	No Filings	No Filings	No Filings
CA300 SEDGWICK CLAIMS MANAGEMENT SERVICES	1	1	100%	1	1	100%
TPA Total	1	1	100% ▲	2	2	100% ▲
HARTFORD INSURANCE Group Total	12	10	83% ▼	5	5	100% ▲
HELMSMAN MANAGEMENT SERVICES	MOPs Filed	Timely MOPs	Compliance	NOCs Filed	Timely NOCs	Compliance
CA204 HELMSMAN MANAGEMENT SERVICES	3	3	100%	15	11	73%
Total	3	3	100% ▲	15	11	73% ▼
HELMSMAN MANAGEMENT SERVICES Group Total	3	3	100% ▲	15	11	73% ▼
LIBERTY MUTUAL INSURANCE	MOPs Filed	Timely MOPs	Compliance	NOCs Filed	Timely NOCs	Compliance
CA380 EMPLOYERS INSURANCE OF WAUSAU	1	0	0%	1	1	100%
CA210 LIBERTY MUTUAL INSURANCE	25	24	96%	34	32	94%
CA406 OHIO CASUALTY INSURANCE	1	1	100%	No Filings	No Filings	No Filings
CA407 OHIO SECURITY INSURANCE	3	0	0%	1	1	100%
CA408 WEST AMERICAN INSURANCE	1	1	100%	No Filings	No Filings	No Filings
Total	31	26	84% ▼	36	34	94% ▲
LIBERTY MUTUAL INSURANCE Group Total	31	26	84% ▼	36	34	94% ▲

INSURANCE GROUP COMPLIANCE
Initial MOP and Initial Indemnity NOC Filings
First Quarter 2021
1/1/2021 - 3/31/2021

Insurance Company	Total Initial MOPs Filed	Initial MOPs Filed Timely	Compliance Percentage	Total Initial Indemnity NOCs Filed	Initial Indemnity NOCs Filed Timely	Compliance Percentage
MAINE AUTOMOBILE DEALERS ASSOCIATION	MOPs Filed	Timely MOPs	Compliance	NOCs Filed	Timely NOCs	Compliance
CA220 MAINE AUTOMOBILE DEALERS ASSOCIATION	4	0	0%	1	0	0%
Total	4	0	0% ▼	1	0	0% ▼
MAINE AUTOMOBILE DEALERS ASSOCIATION Group Total	4	0	0% ▼	1	0	0% ▼
MAINE EMPLOYERS' MUTUAL INSURANCE	MOPs Filed	Timely MOPs	Compliance	NOCs Filed	Timely NOCs	Compliance
CA260 MAINE EMPLOYERS' MUTUAL INSURANCE	465	206	44%	292	215	74%
Total	465	206	44% ▼	292	215	74% ▼
MAINE EMPLOYERS' MUTUAL INSURANCE Group Total	465	206	44% ▼	292	215	74% ▼
MAINE HEALTHCARE ASSOCIATION	MOPs Filed	Timely MOPs	Compliance	NOCs Filed	Timely NOCs	Compliance
CA234 MAINE HEALTHCARE ASSOCIATION	86	66	77%	10	7	70%
Total	86	66	77% ▼	10	7	70% ▼
MAINE HEALTHCARE ASSOCIATION Group Total	86	66	77% ▼	10	7	70% ▼
MAINE MOTOR TRANSPORT ASSOCIATION	MOPs Filed	Timely MOPs	Compliance	NOCs Filed	Timely NOCs	Compliance
CA230 MAINE MOTOR TRANSPORT ASSOCIATION	5	5	100%	9	9	100%
Total	5	5	100% ▲	9	9	100% ▲
MAINE MOTOR TRANSPORT ASSOCIATION Group Total	5	5	100% ▲	9	9	100% ▲
MAINE MUNICIPAL ASSOCIATION	MOPs Filed	Timely MOPs	Compliance	NOCs Filed	Timely NOCs	Compliance
CA225 MAINE MUNICIPAL ASSOCIATION	37	33	89%	83	80	96%
Total	37	33	89% ▲	83	80	96% ▲
MAINE MUNICIPAL ASSOCIATION Group Total	37	33	89% ▲	83	80	96% ▲
MAINE SCHOOL MANAGEMENT ASSOCIATION	MOPs Filed	Timely MOPs	Compliance	NOCs Filed	Timely NOCs	Compliance
CA250 MAINE SCHOOL MANAGEMENT ASSOCIATION	23	21	91%	10	9	90%
Total	23	21	91% ▲	10	9	90% ▲
MAINE SCHOOL MANAGEMENT ASSOCIATION Group Total	23	21	91% ▲	10	9	90% ▲
MARKEL CORP GROUP	MOPs Filed	Timely MOPs	Compliance	NOCs Filed	Timely NOCs	Compliance
STATE NATIONAL INSURANCE	*	*	*	*	*	*
Total	*	*	*	*	*	*
MARKEL CORP GROUP TPA Administered Claims	MOPs Filed	Timely MOPs	Compliance	NOCs Filed	Timely NOCs	Compliance
CA070 CANNON COCHRAN MANAGEMENT SERVICES	No Filings	No Filings	No Filings	2	0	0%
TPA Total	No Filings	No Filings	No Filings	2	0	0% ▼
MARKEL CORP GROUP Group Total	No Filings	No Filings	No Filings	2	0	0% ▼
NATIONAL LIABILITY & FIRE INSURANCE	MOPs Filed	Timely MOPs	Compliance	NOCs Filed	Timely NOCs	Compliance
CA474 NATIONAL LIABILITY AND FIRE INSURANCE	No Filings	No Filings	No Filings	No Filings	No Filings	No Filings
Total	No Filings	No Filings	No Filings	No Filings	No Filings	No Filings
NATIONAL LIABILITY & FIRE INSURANCE Group Total	No Filings	No Filings	No Filings	No Filings	No Filings	No Filings

Maine Workers' Compensation Board
Initial MOP Filing Benchmark: 85%
Initial Indemnity NOC Benchmark: 90%

▲ Indicates benchmark met or exceeded
▼ Indicates benchmark not met

INSURANCE GROUP COMPLIANCE
Initial MOP and Initial Indemnity NOC Filings
First Quarter 2021
1/1/2021 - 3/31/2021

Insurance Company	Total Initial MOPs Filed	Initial MOPs Filed Timely	Compliance Percentage	Total Initial Indemnity NOCs Filed	Initial Indemnity NOCs Filed Timely	Compliance Percentage
OLD REPUBLIC INSURANCE	MOPs Filed	Timely MOPs	Compliance	NOCs Filed	Timely NOCs	Compliance
OLD REPUBLIC GENERAL INSURANCE CORP.	*	*	*	*	*	*
OLD REPUBLIC INSURANCE	*	*	*	*	*	*
Total	*	*	*	*	*	*
OLD REPUBLIC INSURANCE TPA Administered Claims						
CA070 CANNON COCHRAN MANAGEMENT SERVICES	6	4	67%	2	2	100%
CA110 CONSTITUTION STATE SERVICES	No Filings	No Filings	No Filings	No Filings	No Filings	No Filings
CA160 ESIS	2	1	50%	No Filings	No Filings	No Filings
CA190 GALLAGHER BASSETT SERVICES	1	0	0%	1	1	100%
CA204 HELMSMAN MANAGEMENT SERVICES	No Filings	No Filings	No Filings	No Filings	No Filings	No Filings
CA252 MATRIX ABSENCE MANAGEMENT, INC.	No Filings	No Filings	No Filings	1	0	0%
CA300 SEDGWICK CLAIMS MANAGEMENT SERVICES	3	1	33%	No Filings	No Filings	No Filings
TPA Total	12	6	50% ▼	4	3	75% ▼
OLD REPUBLIC INSURANCE Group Total	12	6	50% ▼	4	3	75% ▼
PENNSYLVANIA MFG ASSN	MOPs Filed	Timely MOPs	Compliance	NOCs Filed	Timely NOCs	Compliance
MANUFACTURERS ALLIANCE INSURANCE	*	*	*	*	*	*
PENNSYLVANIA MFG ASSN	*	*	*	*	*	*
PENNSYLVANIA MFG INDEMNITY CO	*	*	*	*	*	*
Total	*	*	*	*	*	*
PENNSYLVANIA MFG ASSN TPA Administered Claims						
CA190 GALLAGHER BASSETT SERVICES	9	4	44%	1	0	0%
CA323 THE AMERICAN EQUITY UNDERWRITERS	No Filings	No Filings	No Filings	No Filings	No Filings	No Filings
TPA Total	9	4	44% ▼	1	0	0% ▼
PENNSYLVANIA MFG ASSN Group Total	9	4	44% ▼	1	0	0% ▼
PROTECTIVE INSURANCE	MOPs Filed	Timely MOPs	Compliance	NOCs Filed	Timely NOCs	Compliance
PROTECTIVE INSURANCE	*	*	*	*	*	*
Total	*	*	*	*	*	*
PROTECTIVE INSURANCE TPA Administered Claims						
CA300 SEDGWICK CLAIMS MANAGEMENT SERVICES	4	4	100%	No Filings	No Filings	No Filings
TPA Total	4	4	100% ▲	No Filings	No Filings	No Filings
PROTECTIVE INSURANCE Group Total	4	4	100% ▲	No Filings	No Filings	No Filings

INSURANCE GROUP COMPLIANCE
Initial MOP and Initial Indemnity NOC Filings
First Quarter 2021
1/1/2021 - 3/31/2021

Insurance Company	Total Initial MOPs Filed	Initial MOPs Filed Timely	Compliance Percentage	Total Initial Indemnity NOCs Filed	Initial Indemnity NOCs Filed Timely	Compliance Percentage
QBE INSURANCE GROUP	MOPs Filed	Timely MOPs	Compliance	NOCs Filed	Timely NOCs	Compliance
QBE INSURANCE GROUP	*	*	*	*	*	*
Total	*	*	*	*	*	*
QBE INSURANCE GROUP TPA Administered Claims						
CA190 GALLAGHER BASSETT SERVICES	No Filings	No Filings	No Filings	1	1	100%
CA300 SEDGWICK CLAIMS MANAGEMENT SERVICES	2	2	100%	No Filings	No Filings	No Filings
TPA Total	2	2	100% ▲	1	1	100% ▲
QBE INSURANCE GROUP Group Total	2	2	100% ▲	1	1	100% ▲
RYDER SERVICES	MOPs Filed	Timely MOPs	Compliance	NOCs Filed	Timely NOCs	Compliance
CA295 RYDER SERVICES	No Filings	No Filings	No Filings	No Filings	No Filings	No Filings
Total	No Filings	No Filings	No Filings	No Filings	No Filings	No Filings
RYDER SERVICES Group Total	No Filings	No Filings	No Filings	No Filings	No Filings	No Filings
SAFETY NATIONAL CASUALTY CORP	MOPs Filed	Timely MOPs	Compliance	NOCs Filed	Timely NOCs	Compliance
SAFETY NATIONAL CASUALTY CORP	*	*	*	*	*	*
Total	*	*	*	*	*	*
SAFETY NATIONAL CASUALTY CORP TPA Administered Claims						
CA040 BROADSPIRE SERVICES	No Filings	No Filings	No Filings	No Filings	No Filings	No Filings
CA110 CONSTITUTION STATE SERVICES	1	0	0%	No Filings	No Filings	No Filings
CA116 CORVEL ENTERPRISE COMP	No Filings	No Filings	No Filings	No Filings	No Filings	No Filings
CA160 ESIS	1	1	100%	2	2	100%
CA190 GALLAGHER BASSETT SERVICES	1	1	100%	No Filings	No Filings	No Filings
CA300 SEDGWICK CLAIMS MANAGEMENT SERVICES	2	2	100%	6	5	83%
TPA Total	5	4	80% ▼	8	7	88% ▼
SAFETY NATIONAL CASUALTY CORP Group Total	5	4	80% ▼	8	7	88% ▼
SEDGWICK CLAIMS MANAGEMENT SERVICES	MOPs Filed	Timely MOPs	Compliance	NOCs Filed	Timely NOCs	Compliance
CA300 SEDGWICK CLAIMS MANAGEMENT SERVICES	109	95	87%	83	80	96%
Total	109	95	87% ▲	83	80	96% ▲
SEDGWICK CLAIMS MANAGEMENT SERVICES Group Total	109	95	87% ▲	83	80	96% ▲
SENTRY INSURANCE	MOPs Filed	Timely MOPs	Compliance	NOCs Filed	Timely NOCs	Compliance
CA207 FLORISTS MUTUAL INSURANCE	1	1	100%	No Filings	No Filings	No Filings
CA426 MIDDLESEX INSURANCE COMPANY	No Filings	No Filings	No Filings	No Filings	No Filings	No Filings
CA402 SENTRY CASUALTY	10	8	80%	No Filings	No Filings	No Filings
CA305 SENTRY INSURANCE	3	2	67%	No Filings	No Filings	No Filings
Total	14	11	79% ▼	No Filings	No Filings	No Filings
SENTRY INSURANCE Group Total	14	11	79% ▼	No Filings	No Filings	No Filings

INSURANCE GROUP COMPLIANCE
Initial MOP and Initial Indemnity NOC Filings
First Quarter 2021
1/1/2021 - 3/31/2021

Insurance Company	Total Initial MOPs Filed	Initial MOPs Filed Timely	Compliance Percentage	Total Initial Indemnity NOCs Filed	Initial Indemnity NOCs Filed Timely	Compliance Percentage
SERVICE AMERICAN INDEMNITY SERVICE AMERICAN INDEMNITY	MOPs Filed *	Timely MOPs *	Compliance *	NOCs Filed *	Timely NOCs *	Compliance *
Total	*	*	*	*	*	*
SERVICE AMERICAN INDEMNITY TPA Administered Claims CA040 BROADSPIRE SERVICES	2	2	100%	1	1	100%
TPA Total	2	2	100% ▲	1	1	100% ▲
SERVICE AMERICAN INDEMNITY Group Total	2	2	100% ▲	1	1	100% ▲
SOMPO JAPAN INSURANCE SOMPO JAPAN INSURANCE COMPANY OF AMERICA	MOPs Filed *	Timely MOPs *	Compliance *	NOCs Filed *	Timely NOCs *	Compliance *
Total	*	*	*	*	*	*
SOMPO JAPAN INSURANCE TPA Administered Claims CA190 GALLAGHER BASSETT SERVICES	1	1	100%	No Filings	No Filings	No Filings
TPA Total	1	1	100% ▲	No Filings	No Filings	No Filings
SOMPO JAPAN INSURANCE Group Total	1	1	100% ▲	No Filings	No Filings	No Filings
STARR INDEMNITY INSURANCE STARR INDEMNITY INSURANCE	MOPs Filed *	Timely MOPs *	Compliance *	NOCs Filed *	Timely NOCs *	Compliance *
Total	*	*	*	*	*	*
STARR INDEMNITY INSURANCE TPA Administered Claims CA190 GALLAGHER BASSETT SERVICES CA300 SEDGWICK CLAIMS MANAGEMENT SERVICES	1 1	0 1	0% 100%	1 No Filings	1 No Filings	100% No Filings
TPA Total	2	1	50% ▼	1	1	100% ▲
STARR INDEMNITY INSURANCE Group Total	2	1	50% ▼	1	1	100% ▲
STATE OF MAINE WORKERS' COMPENSATION TRUST CA307 STATE OF MAINE WORKERS' COMPENSATION TRUST	MOPs Filed 22	Timely MOPs 20	Compliance 91%	NOCs Filed 110	Timely NOCs 110	Compliance 100%
Total	22	20	91% ▲	110	110	100% ▲
STATE OF MAINE WORKERS' COMPENSATION TRUST Group Total	22	20	91% ▲	110	110	100% ▲
SYNERNET CA320 SYNERNET	MOPs Filed 83	Timely MOPs 73	Compliance 88%	NOCs Filed 52	Timely NOCs 51	Compliance 98%
Total	83	73	88% ▲	52	51	98% ▲
SYNERNET Group Total	83	73	88% ▲	52	51	98% ▲
THE AMERICAN EQUITY UNDERWRITERS CA323 THE AMERICAN EQUITY UNDERWRITERS	MOPs Filed No Filings	Timely MOPs No Filings	Compliance No Filings	NOCs Filed No Filings	Timely NOCs No Filings	Compliance No Filings
Total	No Filings	No Filings	No Filings	No Filings	No Filings	No Filings
THE AMERICAN EQUITY UNDERWRITERS Group Total	No Filings	No Filings	No Filings	No Filings	No Filings	No Filings

INSURANCE GROUP COMPLIANCE
Initial MOP and Initial Indemnity NOC Filings
First Quarter 2021
1/1/2021 - 3/31/2021

Insurance Company	Total Initial MOPs Filed	Initial MOPs Filed Timely	Compliance Percentage	Total Initial Indemnity NOCs Filed	Initial Indemnity NOCs Filed Timely	Compliance Percentage
TOKIO MARINE INSURANCE	MOPs Filed	Timely MOPs	Compliance	NOCs Filed	Timely NOCs	Compliance
CA414 TOKIO MARINE AMERICA INSURANCE	No Filings	No Filings	No Filings	No Filings	No Filings	No Filings
Total	No Filings	No Filings	No Filings	No Filings	No Filings	No Filings
TOKIO MARINE INSURANCE Group Total	No Filings	No Filings	No Filings	No Filings	No Filings	No Filings
TRAVELERS INSURANCE	MOPs Filed	Timely MOPs	Compliance	NOCs Filed	Timely NOCs	Compliance
CA072 CHARTER OAK FIRE INSURANCE	16	10	63%	1	1	100%
CA164 FARMINGTON CASUALTY	2	1	50%	No Filings	No Filings	No Filings
CA306 STANDARD FIRE INSURANCE	4	1	25%	No Filings	No Filings	No Filings
CA348 TRAVELERS CASUALTY INSURANCE COMPANY OF AMERICA	4	3	75%	No Filings	No Filings	No Filings
CA349 TRAVELERS COMMERCIAL CASUALTY	3	2	67%	No Filings	No Filings	No Filings
CA343 TRAVELERS INDEMNITY COMPANY	No Filings	No Filings	No Filings	No Filings	No Filings	No Filings
CA346 TRAVELERS INDEMNITY COMPANY OF AMERICA	1	1	100%	No Filings	No Filings	No Filings
CA345 TRAVELERS PROPERTY CASUALTY INSURANCE	1	1	100%	No Filings	No Filings	No Filings
Total	31	19	61% ▼	1	1	100% ▲
TRAVELERS INSURANCE TPA Administered Claims						
CA300 SEDGWICK CLAIMS MANAGEMENT SERVICES	2	1	50%	No Filings	No Filings	No Filings
TPA Total	2	1	50% ▼	No Filings	No Filings	No Filings
TRAVELERS INSURANCE Group Total	33	20	61% ▼	1	1	100% ▲
TYSON FOODS INC	MOPs Filed	Timely MOPs	Compliance	NOCs Filed	Timely NOCs	Compliance
CA435 TYSON FOODS INC	1	1	100%	No Filings	No Filings	No Filings
Total	1	1	100% ▲	No Filings	No Filings	No Filings
TYSON FOODS INC Group Total	1	1	100% ▲	No Filings	No Filings	No Filings
UTICA MUTUAL INSURANCE	MOPs Filed	Timely MOPs	Compliance	NOCs Filed	Timely NOCs	Compliance
CA324 UTICA MUTUAL INSURANCE	No Filings	No Filings	No Filings	No Filings	No Filings	No Filings
Total	No Filings	No Filings	No Filings	No Filings	No Filings	No Filings
UTICA MUTUAL INSURANCE Group Total	No Filings	No Filings	No Filings	No Filings	No Filings	No Filings
VANLINER INSURANCE	MOPs Filed	Timely MOPs	Compliance	NOCs Filed	Timely NOCs	Compliance
CA379 VANLINER INSURANCE	No Filings	No Filings	No Filings	1	1	100%
Total	No Filings	No Filings	No Filings	1	1	100% ▲
VANLINER INSURANCE Group Total	No Filings	No Filings	No Filings	1	1	100% ▲
WALMART CLAIMS SERVICES	MOPs Filed	Timely MOPs	Compliance	NOCs Filed	Timely NOCs	Compliance
CA100 WALMART CLAIMS SERVICES	6	5	83%	19	19	100%
Total	6	5	83% ▼	19	19	100% ▲
WALMART CLAIMS SERVICES Group Total	6	5	83% ▼	19	19	100% ▲

INSURANCE GROUP COMPLIANCE
Initial MOP and Initial Indemnity NOC Filings
First Quarter 2021
1/1/2021 - 3/31/2021

Insurance Company	Total Initial MOPs Filed	Initial MOPs Filed Timely	Compliance Percentage	Total Initial Indemnity NOCs Filed	Initial Indemnity NOCs Filed Timely	Compliance Percentage
XL INSURANCE	MOPs Filed	Timely MOPs	Compliance	NOCs Filed	Timely NOCs	Compliance
CA384 XL INSURANCE	*	*	*	*	*	*
Total	*	*	*	*	*	*
XL INSURANCE TPA Administered Claims						
CA040 BROADSPIRE SERVICES	No Filings	No Filings	No Filings	No Filings	No Filings	No Filings
CA117 COTTINGHAM & BUTLER CLAIMS SERVICES	No Filings	No Filings	No Filings	1	1	100%
CA190 GALLAGHER BASSETT SERVICES	3	1	33%	1	1	100%
CA300 SEDGWICK CLAIMS MANAGEMENT SERVICES	2	2	100%	3	3	100%
TPA Total	5	3	60% ▼	5	5	100% ▲
XL INSURANCE Group Total	5	3	60% ▼	5	5	100% ▲
YORK RISK SERVICES	MOPs Filed	Timely MOPs	Compliance	NOCs Filed	Timely NOCs	Compliance
CA340 YORK RISK SERVICES	1	1	100%	1	1	100%
Total	1	1	100% ▲	1	1	100% ▲
YORK RISK SERVICES Group Total	1	1	100% ▲	1	1	100% ▲
ZURICH INSURANCE	MOPs Filed	Timely MOPs	Compliance	NOCs Filed	Timely NOCs	Compliance
CA022 AMERICAN ZURICH	7	6	86%	6	5	83%
CA400 ZURICH AMERICAN INSURANCE	10	10	100%	1	1	100%
Total	17	16	94% ▲	7	6	86% ▼
ZURICH INSURANCE TPA Administered Claims						
CA070 CANNON COCHRAN MANAGEMENT SERVICES	No Filings	No Filings	No Filings	1	1	100%
CA080 CHESTERFIELD SERVICES	3	3	100%	No Filings	No Filings	No Filings
CA116 CORVEL ENTERPRISE COMP	No Filings	No Filings	No Filings	No Filings	No Filings	No Filings
CA190 GALLAGHER BASSETT SERVICES	6	5	83%	1	1	100%
CA300 SEDGWICK CLAIMS MANAGEMENT SERVICES	2	2	100%	2	2	100%
TPA Total	11	10	91% ▲	4	4	100% ▲
ZURICH INSURANCE Group Total	28	26	93% ▲	11	10	91% ▲

Appendix C

Insurance Group Compliance Wage Statement and Fringe Benefit Form Filings First Quarter 1/1/2021-3/31/2021

INSURANCE GROUP COMPLIANCE
 Wage Statements and Fringe Benefit Forms
 First Quarter
 1/1/2021 - 3/31/2021

Insurance Company	Total Wage Statement(s) Due	Wage Statement(s) Filed Timely	Compliance Percentage	Total Fringe Benefit Form(s) Due	Fringe Benefit Form(s) Filed Timely	Compliance Percentage
ACADIA INSURANCE	Wage(s) Due	Timely Wage(s)	Compliance	Fringe(s) Due	Timely Fringe(s)	Compliance
CA010 ACADIA INSURANCE	44	37	84%	44	37	84%
Total	44	37	84% ▲	44	37	84% ▲
ACADIA INSURANCE Group Total	44	37	84% ▲	44	37	84% ▲
ACCIDENT FUND INSURANCE	Wage(s) Due	Timely Wage(s)	Compliance	Fringe(s) Due	Timely Fringe(s)	Compliance
ACCIDENT FUND INSURANCE	*	*	*	*	*	*
Total	*	*	*	*	*	*
ACCIDENT FUND INSURANCE TPA Administered Claims						
CA190 GALLAGHER BASSETT SERVICES	7	2	29%	7	6	86%
TPA Total	7	2	29% ▼	7	6	86% ▲
ACCIDENT FUND INSURANCE Group Total	7	2	29% ▼	7	6	86% ▲
ACUITY MUTUAL INSURANCE	Wage(s) Due	Timely Wage(s)	Compliance	Fringe(s) Due	Timely Fringe(s)	Compliance
CA418 ACUITY MUTUAL INSURANCE	1	1	100%	1	1	100%
Total	1	1	100% ▲	1	1	100% ▲
ACUITY MUTUAL INSURANCE Group Total	1	1	100% ▲	1	1	100% ▲
AIG INSURANCE	Wage(s) Due	Timely Wage(s)	Compliance	Fringe(s) Due	Timely Fringe(s)	Compliance
CA015 AIG CLAIMS, INC	9	8	89%	9	8	89%
Total	9	8	89% ▲	9	8	89% ▲
AIG INSURANCE TPA Administered Claims						
CA040 BROADSPIRE SERVICES	1	0	0%	1	0	0%
CA116 CORVEL ENTERPRISE COMP	2	1	50%	2	1	50%
CA160 ESIS	11	7	64%	11	7	64%
CA190 GALLAGHER BASSETT SERVICES	19	11	58%	19	12	63%
CA300 SEDGWICK CLAIMS MANAGEMENT SERVICES	84	78	93%	84	78	93%
TPA Total	117	97	83% ▲	117	98	84% ▲
AIG INSURANCE Group Total	126	105	83% ▲	126	106	84% ▲
AIM MUTUAL GROUP	Wage(s) Due	Timely Wage(s)	Compliance	Fringe(s) Due	Timely Fringe(s)	Compliance
CA472 AIM MUTUAL INSURANCE	5	1	20%	5	1	20%
Total	5	1	20% ▼	5	1	20% ▼
AIM MUTUAL GROUP Group Total	5	1	20% ▼	5	1	20% ▼
AMTRUST INSURANCE	Wage(s) Due	Timely Wage(s)	Compliance	Fringe(s) Due	Timely Fringe(s)	Compliance
CA342 TECHNOLOGY INSURANCE	3	1	33%	3	1	33%
CA381 WESCO INSURANCE	1	0	0%	1	0	0%
Total	4	1	25% ▼	4	1	25% ▼
AMTRUST INSURANCE Group Total	4	1	25% ▼	4	1	25% ▼

INSURANCE GROUP COMPLIANCE
Wage Statements and Fringe Benefit Forms
First Quarter
1/1/2021 - 3/31/2021

Insurance Company	Total Wage Statement(s) Due	Wage Statement(s) Filed Timely	Compliance Percentage	Total Fringe Benefit Form(s) Due	Fringe Benefit Form(s) Filed Timely	Compliance Percentage
ARCH INSURANCE	Wage(s) Due	Timely Wage(s)	Compliance	Fringe(s) Due	Timely Fringe(s)	Compliance
ARCH INSURANCE	*	*	*	*	*	*
Total	*	*	*	*	*	*
ARCH INSURANCE TPA Administered Claims						
CA040 BROADSPIRE SERVICES	4	4	100%	4	4	100%
CA070 CANNON COCHRAN MANAGEMENT SERVICES	2	0	0%	2	0	0%
CA117 COTTINGHAM & BUTLER CLAIMS SERVICES	2	2	100%	2	2	100%
CA190 GALLAGHER BASSETT SERVICES	6	2	33%	6	1	17%
CA340 YORK RISK SERVICES	1	0	0%	1	0	0%
TPA Total	15	8	53% ▼	15	7	47% ▼
ARCH INSURANCE Group Total	15	8	53% ▼	15	7	47% ▼
BATH IRON WORKS	Wage(s) Due	Timely Wage(s)	Compliance	Fringe(s) Due	Timely Fringe(s)	Compliance
CA036 BATH IRON WORKS	10	8	80%	10	8	80%
Total	10	8	80% ▲	10	8	80% ▲
BATH IRON WORKS Group Total	10	8	80% ▲	10	8	80% ▲
BERKSHIRE HATHAWAY INSURANCE	Wage(s) Due	Timely Wage(s)	Compliance	Fringe(s) Due	Timely Fringe(s)	Compliance
CA114 BERKSHIRE HATHAWAY HOMESTATE INSURANCE	1	1	100%	1	0	0%
Total	1	1	100% ▲	1	0	0% ▼
BERKSHIRE HATHAWAY INSURANCE Group Total	1	1	100% ▲	1	0	0% ▼
BROADSPIRE SERVICES	Wage(s) Due	Timely Wage(s)	Compliance	Fringe(s) Due	Timely Fringe(s)	Compliance
CA040 BROADSPIRE SERVICES	13	10	77%	13	10	77%
Total	13	10	77% ▲	13	10	77% ▲
BROADSPIRE SERVICES Group Total	13	10	77% ▲	13	10	77% ▲
CANNON COCHRAN MANAGEMENT SERVICES	Wage(s) Due	Timely Wage(s)	Compliance	Fringe(s) Due	Timely Fringe(s)	Compliance
CA070 CANNON COCHRAN MANAGEMENT SERVICES	54	41	76%	54	41	76%
Total	54	41	76% ▲	54	41	76% ▼
CANNON COCHRAN MANAGEMENT SERVICES Group Total	54	41	76% ▲	54	41	76% ▼
CAROLINA CASULTY INSURANCE	Wage(s) Due	Timely Wage(s)	Compliance	Fringe(s) Due	Timely Fringe(s)	Compliance
CAROLINA CASULTY INSURANCE	*	*	*	*	*	*
Total	*	*	*	*	*	*
CAROLINA CASULTY INSURANCE TPA Administered Claims						
CA190 GALLAGHER BASSETT SERVICES	2	1	50%	2	1	50%
TPA Total	2	1	50% ▼	2	1	50% ▼
CAROLINA CASULTY INSURANCE Group Total	2	1	50% ▼	2	1	50% ▼

INSURANCE GROUP COMPLIANCE
Wage Statements and Fringe Benefit Forms
First Quarter
1/1/2021 - 3/31/2021

Insurance Company	Total Wage Statement(s) Due	Wage Statement(s) Filed Timely	Compliance Percentage	Total Fringe Benefit Form(s) Due	Fringe Benefit Form(s) Filed Timely	Compliance Percentage
CHESTERFIELD SERVICES	Wage(s) Due	Timely Wage(s)	Compliance	Fringe(s) Due	Timely Fringe(s)	Compliance
CA080 CHESTERFIELD SERVICES	1	1	100%	1	1	100%
Total	1	1	100% ▲	1	1	100% ▲
CHESTERFIELD SERVICES Group Total	1	1	100% ▲	1	1	100% ▲
CHUBB INSURANCE	Wage(s) Due	Timely Wage(s)	Compliance	Fringe(s) Due	Timely Fringe(s)	Compliance
ACE AMERICAN INSURANCE COMPANY	*	*	*	*	*	*
CHUBB INDEMNITY INSURANCE	*	*	*	*	*	*
CHUBB NATIONAL INSURANCE	*	*	*	*	*	*
FEDERAL INSURANCE	*	*	*	*	*	*
INDEMNITY INS CO OF NORTH AMERICA	*	*	*	*	*	*
Total	*	*	*	*	*	*
CHUBB INSURANCE TPA Administered Claims						
CA070 CANNON COCHRAN MANAGEMENT SERVICES	1	0	0%	1	0	0%
CA110 CONSTITUTION STATE SERVICES	4	4	100%	4	4	100%
CA116 CORVEL ENTERPRISE COMP	4	4	100%	4	4	100%
CA160 ESIS	15	12	80%	15	11	73%
CA190 GALLAGHER BASSETT SERVICES	20	12	60%	20	12	60%
CA204 HELMSMAN MANAGEMENT SERVICES	3	0	0%	3	1	33%
CA300 SEDGWICK CLAIMS MANAGEMENT SERVICES	78	76	97%	78	76	97%
CA340 YORK RISK SERVICES	2	1	50%	2	0	0%
TPA Total	127	109	86% ▲	127	108	85% ▲
CHUBB INSURANCE Group Total	127	109	86% ▲	127	108	85% ▲
CINCINNATI INSURANCE	Wage(s) Due	Timely Wage(s)	Compliance	Fringe(s) Due	Timely Fringe(s)	Compliance
CA438 CINCINNATI INSURANCE	1	1	100%	1	1	100%
Total	1	1	100% ▲	1	1	100% ▲
CINCINNATI INSURANCE Group Total	1	1	100% ▲	1	1	100% ▲
CNA INSURANCE	Wage(s) Due	Timely Wage(s)	Compliance	Fringe(s) Due	Timely Fringe(s)	Compliance
CA017 AMERICAN CASUALTY COMPANY OF READING PA	*	*	*	*	*	*
Total	*	*	*	*	*	*
CNA INSURANCE TPA Administered Claims						
CA190 GALLAGHER BASSETT SERVICES	1	1	100%	1	1	100%
TPA Total	1	1	100% ▲	1	1	100% ▲
CNA INSURANCE Group Total	1	1	100% ▲	1	1	100% ▲

INSURANCE GROUP COMPLIANCE
Wage Statements and Fringe Benefit Forms
First Quarter
1/1/2021 - 3/31/2021

Insurance Company	Total Wage Statement(s) Due	Wage Statement(s) Filed Timely	Compliance Percentage	Total Fringe Benefit Form(s) Due	Fringe Benefit Form(s) Filed Timely	Compliance Percentage
CONSTITUTION STATE SERVICES	Wage(s) Due	Timely Wage(s)	Compliance	Fringe(s) Due	Timely Fringe(s)	Compliance
CA110 CONSTITUTION STATE SERVICES	5	4	80%	5	4	80%
Total	5	4	80% ▲	5	4	80% ▲
CONSTITUTION STATE SERVICES Group Total						
	5	4	80% ▲	5	4	80% ▲
CORVEL ENTERPRISE COMP	Wage(s) Due	Timely Wage(s)	Compliance	Fringe(s) Due	Timely Fringe(s)	Compliance
CA116 CORVEL ENTERPRISE COMP	11	7	64%	11	7	64%
Total	11	7	64% ▼	11	7	64% ▼
CORVEL ENTERPRISE COMP Group Total						
	11	7	64% ▼	11	7	64% ▼
COTTINGHAM & BUTLER CLAIMS SERVICES	Wage(s) Due	Timely Wage(s)	Compliance	Fringe(s) Due	Timely Fringe(s)	Compliance
CA117 COTTINGHAM & BUTLER CLAIMS SERVICES	3	2	67%	3	2	67%
Total	3	2	67% ▼	3	2	67% ▼
COTTINGHAM & BUTLER CLAIMS SERVICES Group Total						
	3	2	67% ▼	3	2	67% ▼
CROSS INSURANCE	Wage(s) Due	Timely Wage(s)	Compliance	Fringe(s) Due	Timely Fringe(s)	Compliance
CA093 CROSS INSURANCE	450	393	87%	450	390	87%
Total	450	393	87% ▲	450	390	87% ▲
CROSS INSURANCE Group Total						
	450	393	87% ▲	450	390	87% ▲
EASTERN ALLIANCE INSURANCE	Wage(s) Due	Timely Wage(s)	Compliance	Fringe(s) Due	Timely Fringe(s)	Compliance
CA141 EASTERN ALLIANCE INSURANCE	20	16	80%	20	17	85%
Total	20	16	80% ▲	20	17	85% ▲
EASTERN ALLIANCE INSURANCE Group Total						
	20	16	80% ▲	20	17	85% ▲
ELECTRIC INSURANCE	Wage(s) Due	Timely Wage(s)	Compliance	Fringe(s) Due	Timely Fringe(s)	Compliance
CA150 ELECTRIC INSURANCE	*	*	*	*	*	*
Total	*	*	*	*	*	*
ELECTRIC INSURANCE TPA Administered Claims	Wage(s) Due	Timely Wage(s)	Compliance	Fringe(s) Due	Timely Fringe(s)	Compliance
CA300 SEDGWICK CLAIMS MANAGEMENT SERVICES	2	2	100%	2	2	100%
TPA Total	2	2	100% ▲	2	2	100% ▲
ELECTRIC INSURANCE Group Total						
	2	2	100% ▲	2	2	100% ▲
ESIS	Wage(s) Due	Timely Wage(s)	Compliance	Fringe(s) Due	Timely Fringe(s)	Compliance
CA160 ESIS	33	21	64%	33	20	61%
Total	33	21	64% ▼	33	20	61% ▼
ESIS Group Total						
	33	21	64% ▼	33	20	61% ▼

INSURANCE GROUP COMPLIANCE
Wage Statements and Fringe Benefit Forms
First Quarter
1/1/2021 - 3/31/2021

Insurance Company	Total Wage Statement(s) Due	Wage Statement(s) Filed Timely	Compliance Percentage	Total Fringe Benefit Form(s) Due	Fringe Benefit Form(s) Filed Timely	Compliance Percentage
FAIRFAX FINANCIAL GROUP	Wage(s) Due	Timely Wage(s)	Compliance	Fringe(s) Due	Timely Fringe(s)	Compliance
CA257 NORTH RIVER INSURANCE	*	*	*	*	*	*
Total	*	*	*	*	*	*
FAIRFAX FINANCIAL GROUP TPA Administered Claims	Wage(s) Due	Timely Wage(s)	Compliance	Fringe(s) Due	Timely Fringe(s)	Compliance
CA040 BROADSPIRE SERVICES	1	1	100%	1	1	100%
TPA Total	1	1	100% ▲	1	1	100% ▲
FAIRFAX FINANCIAL GROUP Group Total	1	1	100% ▲	1	1	100% ▲
FEDERATED MUTUAL INSURANCE	Wage(s) Due	Timely Wage(s)	Compliance	Fringe(s) Due	Timely Fringe(s)	Compliance
CA091 FEDERATED MUTUAL INSURANCE	4	3	75%	4	3	75%
Total	4	3	75% ▲	4	3	75% ▼
FEDERATED MUTUAL INSURANCE Group Total	4	3	75% ▲	4	3	75% ▼
FUTURECOMP	Wage(s) Due	Timely Wage(s)	Compliance	Fringe(s) Due	Timely Fringe(s)	Compliance
CA175 FUTURECOMP	23	22	96%	23	21	91%
Total	23	22	96% ▲	23	21	91% ▲
FUTURECOMP Group Total	23	22	96% ▲	23	21	91% ▲
GALLAGHER BASSETT SERVICES	Wage(s) Due	Timely Wage(s)	Compliance	Fringe(s) Due	Timely Fringe(s)	Compliance
CA190 GALLAGHER BASSETT SERVICES	105	62	59%	105	64	61%
Total	105	62	59% ▼	105	64	61% ▼
GALLAGHER BASSETT SERVICES Group Total	105	62	59% ▼	105	64	61% ▼
GREAT AMERICAN INSURANCE	Wage(s) Due	Timely Wage(s)	Compliance	Fringe(s) Due	Timely Fringe(s)	Compliance
CA193 GREAT AMERICAN INSURANCE	1	0	0%	1	0	0%
Total	1	0	0% ▼	1	0	0% ▼
GREAT AMERICAN INSURANCE Group Total	1	0	0% ▼	1	0	0% ▼
GREAT WEST INSURANCE	Wage(s) Due	Timely Wage(s)	Compliance	Fringe(s) Due	Timely Fringe(s)	Compliance
CA196 GREAT WEST INSURANCE	1	1	100%	1	1	100%
Total	1	1	100% ▲	1	1	100% ▲
GREAT WEST INSURANCE Group Total	1	1	100% ▲	1	1	100% ▲
HANNAFORD BROTHERS	Wage(s) Due	Timely Wage(s)	Compliance	Fringe(s) Due	Timely Fringe(s)	Compliance
CA201 HANNAFORD BROTHERS	38	23	61%	38	18	47%
Total	38	23	61% ▼	38	18	47% ▼
HANNAFORD BROTHERS Group Total	38	23	61% ▼	38	18	47% ▼

INSURANCE GROUP COMPLIANCE
Wage Statements and Fringe Benefit Forms
First Quarter
1/1/2021 - 3/31/2021

Insurance Company	Total Wage Statement(s) Due	Wage Statement(s) Filed Timely	Compliance Percentage	Total Fringe Benefit Form(s) Due	Fringe Benefit Form(s) Filed Timely	Compliance Percentage
HANOVER INSURANCE						
CA428 ALLMERICA FINANCIAL BENEFIT INSURANCE	1	1	100%	1	0	0%
CA202 HANOVER INSURANCE	2	1	50%	2	1	50%
CA228 MASSACHUSETTS BAY INSURANCE	1	0	0%	1	0	0%
Total	4	2	50% ▼	4	1	25% ▼
HANOVER INSURANCE Group Total	4	2	50% ▼	4	1	25% ▼
HARTFORD INSURANCE						
CA185 HARTFORD CASUALTY INSURANCE	1	1	100%	1	1	100%
CA203 HARTFORD FIRE INSURANCE	1	1	100%	1	1	100%
CA186 HARTFORD INSURANCE COMPANY OF THE MIDWEST	7	6	86%	7	6	86%
CA187 HARTFORD UNDERWRITERS INSURANCE	2	1	50%	2	1	50%
CA288 PROPERTY & CASUALTY INSURANCE COMPANY OF HARTFORD	2	1	50%	2	1	50%
CA296 SENTINEL INSURANCE	1	0	0%	1	0	0%
CA319 TRUMBULL INSURANCE	1	1	100%	1	1	100%
CA321 TWIN CITY FIRE INSURANCE	2	2	100%	2	2	100%
Total	17	13	76% ▲	17	13	76% ▼
HARTFORD INSURANCE TPA Administered Claims						
CA070 CANNON COCHRAN MANAGEMENT SERVICES	1	0	0%	1	0	0%
CA300 SEDGWICK CLAIMS MANAGEMENT SERVICES	3	3	100%	3	3	100%
TPA Total	4	3	75% ▲	4	3	75% ▼
HARTFORD INSURANCE Group Total	21	16	76% ▲	21	16	76% ▼
HELMSMAN MANAGEMENT SERVICES						
CA204 HELMSMAN MANAGEMENT SERVICES	17	4	24%	17	5	29%
Total	17	4	24% ▼	17	5	29% ▼
HELMSMAN MANAGEMENT SERVICES Group Total	17	4	24% ▼	17	5	29% ▼
LIBERTY MUTUAL INSURANCE						
CA380 EMPLOYERS INSURANCE OF WAUSAU	3	2	67%	3	1	33%
CA210 LIBERTY MUTUAL INSURANCE	67	28	42%	67	27	40%
CA406 OHIO CASUALTY INSURANCE	1	1	100%	1	1	100%
CA407 OHIO SECURITY INSURANCE	3	2	67%	3	2	67%
CA408 WEST AMERICAN INSURANCE	1	1	100%	1	1	100%
Total	75	34	45% ▼	75	32	43% ▼
LIBERTY MUTUAL INSURANCE Group Total	75	34	45% ▼	75	32	43% ▼

INSURANCE GROUP COMPLIANCE
 Wage Statements and Fringe Benefit Forms
 First Quarter
 1/1/2021 - 3/31/2021

Insurance Company	Total Wage Statement(s) Due	Wage Statement(s) Filed Timely	Compliance Percentage	Total Fringe Benefit Form(s) Due	Fringe Benefit Form(s) Filed Timely	Compliance Percentage
MAINE AUTOMOBILE DEALERS ASSOCIATION	Wage(s) Due	Timely Wage(s)	Compliance	Fringe(s) Due	Timely Fringe(s)	Compliance
CA220 MAINE AUTOMOBILE DEALERS ASSOCIATION	1	0	0%	1	0	0%
Total	1	0	0% ▼	1	0	0% ▼
MAINE AUTOMOBILE DEALERS ASSOCIATION Group Total	1	0	0% ▼	1	0	0% ▼
MAINE EMPLOYERS' MUTUAL INSURANCE	Wage(s) Due	Timely Wage(s)	Compliance	Fringe(s) Due	Timely Fringe(s)	Compliance
CA260 MAINE EMPLOYERS' MUTUAL INSURANCE	860	274	32%	860	270	31%
Total	860	274	32% ▼	860	270	31% ▼
MAINE EMPLOYERS' MUTUAL INSURANCE Group Total	860	274	32% ▼	860	270	31% ▼
MAINE HEALTHCARE ASSOCIATION	Wage(s) Due	Timely Wage(s)	Compliance	Fringe(s) Due	Timely Fringe(s)	Compliance
CA234 MAINE HEALTHCARE ASSOCIATION	111	81	73%	111	48	43%
Total	111	81	73% ▼	111	48	43% ▼
MAINE HEALTHCARE ASSOCIATION Group Total	111	81	73% ▼	111	48	43% ▼
MAINE MOTOR TRANSPORT ASSOCIATION	Wage(s) Due	Timely Wage(s)	Compliance	Fringe(s) Due	Timely Fringe(s)	Compliance
CA230 MAINE MOTOR TRANSPORT ASSOCIATION	21	21	100%	21	20	95%
Total	21	21	100% ▲	21	20	95% ▲
MAINE MOTOR TRANSPORT ASSOCIATION Group Total	21	21	100% ▲	21	20	95% ▲
MAINE MUNICIPAL ASSOCIATION	Wage(s) Due	Timely Wage(s)	Compliance	Fringe(s) Due	Timely Fringe(s)	Compliance
CA225 MAINE MUNICIPAL ASSOCIATION	150	142	95%	150	141	94%
Total	150	142	95% ▲	150	141	94% ▲
MAINE MUNICIPAL ASSOCIATION Group Total	150	142	95% ▲	150	141	94% ▲
MAINE SCHOOL MANAGEMENT ASSOCIATION	Wage(s) Due	Timely Wage(s)	Compliance	Fringe(s) Due	Timely Fringe(s)	Compliance
CA250 MAINE SCHOOL MANAGEMENT ASSOCIATION	33	26	79%	33	26	79%
Total	33	26	79% ▲	33	26	79% ▲
MAINE SCHOOL MANAGEMENT ASSOCIATION Group Total	33	26	79% ▲	33	26	79% ▲
MARKEL CORP GROUP	Wage(s) Due	Timely Wage(s)	Compliance	Fringe(s) Due	Timely Fringe(s)	Compliance
STATE NATIONAL INSURANCE	*	*	*	*	*	*
Total	*	*	*	*	*	*
MARKEL CORP GROUP TPA Administered Claims	Wage(s) Due	Timely Wage(s)	Compliance	Fringe(s) Due	Timely Fringe(s)	Compliance
CA070 CANNON COCHRAN MANAGEMENT SERVICES	1	0	0%	1	0	0%
TPA Total	1	0	0% ▼	1	0	0% ▼
MARKEL CORP GROUP Group Total	1	0	0% ▼	1	0	0% ▼

INSURANCE GROUP COMPLIANCE
 Wage Statements and Fringe Benefit Forms
 First Quarter
 1/1/2021 - 3/31/2021

Insurance Company	Total Wage Statement(s) Due	Wage Statement(s) Filed Timely	Compliance Percentage	Total Fringe Benefit Form(s) Due	Fringe Benefit Form(s) Filed Timely	Compliance Percentage
MATRIX ABSENCE MANAGEMENT	Wage(s) Due	Timely Wage(s)	Compliance	Fringe(s) Due	Timely Fringe(s)	Compliance
CA252 MATRIX ABSENCE MANAGEMENT	1	0	0%	1	0	0%
Total	1	0	0% ▼	1	0	0% ▼
MATRIX ABSENCE MANAGEMENT Group Total						
	1	0	0% ▼	1	0	0% ▼
NEXT LEVEL ADMINISTRATOR LLC	Wage(s) Due	Timely Wage(s)	Compliance	Fringe(s) Due	Timely Fringe(s)	Compliance
CA433 NEXT LEVEL ADMINISTRATOR LLC	1	1	100%	1	1	100%
Total	1	1	100% ▲	1	1	100% ▲
NEXT LEVEL ADMINISTRATOR LLC Group Total						
	1	1	100% ▲	1	1	100% ▲
NGM INSURANCE	Wage(s) Due	Timely Wage(s)	Compliance	Fringe(s) Due	Timely Fringe(s)	Compliance
CA265 NGM INSURANCE	1	1	100%	1	1	100%
Total	1	1	100% ▲	1	1	100% ▲
NGM INSURANCE Group Total						
	1	1	100% ▲	1	1	100% ▲
OLD REPUBLIC INSURANCE	Wage(s) Due	Timely Wage(s)	Compliance	Fringe(s) Due	Timely Fringe(s)	Compliance
OLD REPUBLIC GENERAL INSURANCE CORP.	*	*	*	*	*	*
OLD REPUBLIC INSURANCE	*	*	*	*	*	*
Total	*	*	*	*	*	*
OLD REPUBLIC INSURANCE TPA Administered Claims						
CA040 BROADSPIRE SERVICES	1	1	100%	1	1	100%
CA070 CANNON COCHRAN MANAGEMENT SERVICES	7	7	100%	7	7	100%
CA110 CONSTITUTION STATE SERVICES	1	0	0%	1	0	0%
CA160 ESIS	2	1	50%	2	1	50%
CA190 GALLAGHER BASSETT SERVICES	2	1	50%	2	1	50%
CA252 MATRIX ABSENCE MANAGEMNT, INC	1	0	0%	1	0	0%
CA300 SEDGWICK CLAIMS MANAGEMENT SERVICES	5	3	60%	5	3	60%
TPA Total	19	13	68% ▼	19	13	68% ▼
OLD REPUBLIC INSURANCE Group Total						
	19	13	68% ▼	19	13	68% ▼
PENNSYLVANIA MFG ASSN	Wage(s) Due	Timely Wage(s)	Compliance	Fringe(s) Due	Timely Fringe(s)	Compliance
MANUFACTURERS ALLIANCE INSURANCE	*	*	*	*	*	*
PENNSYLVANIA MFG ASSN	*	*	*	*	*	*
PENNSYLVANIA MFG INDEMNITY CO	*	*	*	*	*	*
Total	*	*	*	*	*	*
PENNSYLVANIA MFG ASSN TPA Administered Claims						
CA190 GALLAGHER BASSETT SERVICES	12	7	58%	12	7	58%
TPA Total	12	7	58% ▼	12	7	58% ▼
PENNSYLVANIA MFG ASSN Group Total						
	12	7	58% ▼	12	7	58% ▼

INSURANCE GROUP COMPLIANCE
 Wage Statements and Fringe Benefit Forms
 First Quarter
 1/1/2021 - 3/31/2021

Insurance Company	Total Wage Statement(s) Due	Wage Statement(s) Filed Timely	Compliance Percentage	Total Fringe Benefit Form(s) Due	Fringe Benefit Form(s) Filed Timely	Compliance Percentage
PROTECTIVE INSURANCE	Wage(s) Due	Timely Wage(s)	Compliance	Fringe(s) Due	Timely Fringe(s)	Compliance
CA277 PROTECTIVE INSURANCE COMPANY	*	*	*	*	*	*
Total	*	*	*	*	*	*
PROTECTIVE INSURANCE TPA Administered Claims						
CA300 SEDGWICK CLAIMS MANAGEMENT SERVICES	4	4	100%	4	4	100%
TPA Total	4	4	100% ▲	4	4	100% ▲
PROTECTIVE INSURANCE Group Total	4	4	100% ▲	4	4	100% ▲
QBE INSURANCE GROUP	Wage(s) Due	Timely Wage(s)	Compliance	Fringe(s) Due	Timely Fringe(s)	Compliance
CA268 QBE INSURANCE	*	*	*	*	*	*
Total	*	*	*	*	*	*
QBE INSURANCE GROUP TPA Administered Claims						
CA190 GALLAGHER BASSETT SERVICES	2	0	0%	2	0	0%
CA300 SEDGWICK CLAIMS MANAGEMENT SERVICES	3	3	100%	3	3	100%
TPA Total	5	3	60% ▼	5	3	60% ▼
QBE INSURANCE GROUP Group Total	5	3	60% ▼	5	3	60% ▼
SAFETY NATIONAL CASUALTY CORP	Wage(s) Due	Timely Wage(s)	Compliance	Fringe(s) Due	Timely Fringe(s)	Compliance
SAFETY NATIONAL CASUALTY CORP	*	*	*	*	*	*
Total	*	*	*	*	*	*
SAFETY NATIONAL CASUALTY CORP TPA Administered Claims						
CA116 CORVEL ENTERPRISE COMP	1	0	0%	1	0	0%
CA160 ESIS	3	0	0%	3	0	0%
CA190 GALLAGHER BASSETT SERVICES	1	1	100%	1	1	100%
CA300 SEDGWICK CLAIMS MANAGEMENT SERVICES	10	6	60%	10	6	60%
TPA Total	15	7	47% ▼	15	7	47% ▼
SAFETY NATIONAL CASUALTY CORP Group Total	15	7	47% ▼	15	7	47% ▼
SEDGWICK CLAIMS MANAGEMENT SERVICES	Wage(s) Due	Timely Wage(s)	Compliance	Fringe(s) Due	Timely Fringe(s)	Compliance
CA300 SEDGWICK CLAIMS MANAGEMENT SERVICES	229	208	91%	229	209	91%
Total	229	208	91% ▲	229	209	91% ▲
SEDGWICK CLAIMS MANAGEMENT SERVICES Group Total	229	208	91% ▲	229	209	91% ▲
SENTRY INSURANCE	Wage(s) Due	Timely Wage(s)	Compliance	Fringe(s) Due	Timely Fringe(s)	Compliance
CA426 MIDDLESEX INSURANCE COMPANY	1	1	100%	1	1	100%
CA402 SENTRY CASUALTY	12	11	92%	12	11	92%
CA305 SENTRY INSURANCE	3	3	100%	3	3	100%
Total	16	15	94% ▲	16	15	94% ▲
SENTRY INSURANCE Group Total	16	15	94% ▲	16	15	94% ▲

INSURANCE GROUP COMPLIANCE
Wage Statements and Fringe Benefit Forms
First Quarter
1/1/2021 - 3/31/2021

Insurance Company	Total Wage Statement(s) Due	Wage Statement(s) Filed Timely	Compliance Percentage	Total Fringe Benefit Form(s) Due	Fringe Benefit Form(s) Filed Timely	Compliance Percentage
STARR INDEMNITY INSURANCE	Wage(s) Due	Timely Wage(s)	Compliance	Fringe(s) Due	Timely Fringe(s)	Compliance
STARR INDEMNITY INSURANCE	*	*	*	*	*	*
Total	*	*	*	*	*	*
STARR INDEMNITY INSURANCE TPA Administered Claims						
CA190 GALLAGHER BASSETT SERVICES	2	1	50%	2	1	50%
CA300 SEDGWICK CLAIMS MANAGEMENT SERVICES	1	1	100%	1	1	100%
TPA Total	3	2	67% ▼	3	2	67% ▼
STARR INDEMNITY INSURANCE Group Total	3	2	67% ▼	3	2	67% ▼
STATE OF MAINE WORKERS' COMPENSATION TRUST	Wage(s) Due	Timely Wage(s)	Compliance	Fringe(s) Due	Timely Fringe(s)	Compliance
CA307 STATE OF MAINE WORKERS' COMPENSATION TRUST	220	206	94%	220	206	94%
Total	220	206	94% ▲	220	206	94% ▲
STATE OF MAINE WORKERS' COMPENSATION TRUST Group Total	220	206	94% ▲	220	206	94% ▲
SYNERNET	Wage(s) Due	Timely Wage(s)	Compliance	Fringe(s) Due	Timely Fringe(s)	Compliance
CA320 SYNERNET	175	134	77%	175	126	72%
Total	175	134	77% ▲	175	126	72% ▼
SYNERNET Group Total	175	134	77% ▲	175	126	72% ▼
TRAVELERS INSURANCE	Wage(s) Due	Timely Wage(s)	Compliance	Fringe(s) Due	Timely Fringe(s)	Compliance
CA072 CHARTER OAK FIRE INSURANCE	16	7	44%	16	6	38%
CA284 PHOENIX INSURANCE	1	0	0%	1	0	0%
CA306 STANDARD FIRE INSURANCE	4	1	25%	4	0	0%
CA348 TRAVELERS CASUALTY INSURANCE COMPANY OF AMERICA	1	1	100%	1	1	100%
CA349 TRAVELERS COMMERCIAL CASUALTY	3	1	33%	3	1	33%
CA346 TRAVELERS INDEMNITY COMPANY OF AMERICA	1	1	100%	1	0	0%
Total	26	11	42% ▼	26	8	31% ▼
TRAVELERS INSURANCE TPA Administered Claims						
CA300 SEDGWICK CLAIMS MANAGEMENT SERVICES	1	1	100%	1	1	100%
TPA Total	1	1	100% ▲	1	1	100% ▲
TRAVELERS INSURANCE Group Total	27	12	44% ▼	27	9	33% ▼
TYSON FOODS INC	Wage(s) Due	Timely Wage(s)	Compliance	Fringe(s) Due	Timely Fringe(s)	Compliance
CA435 TYSON FOODS INC	2	2	100%	2	2	100%
Total	2	2	100% ▲	2	2	100% ▲
TYSON FOODS INC Group Total	2	2	100% ▲	2	2	100% ▲

INSURANCE GROUP COMPLIANCE
Wage Statements and Fringe Benefit Forms
First Quarter
1/1/2021 - 3/31/2021

Insurance Company	Total Wage Statement(s) Due	Wage Statement(s) Filed Timely	Compliance Percentage	Total Fringe Benefit Form(s) Due	Fringe Benefit Form(s) Filed Timely	Compliance Percentage
VANLINER INSURANCE	Wage(s) Due	Timely Wage(s)	Compliance	Fringe(s) Due	Timely Fringe(s)	Compliance
CA379 VANLINER INSURANCE	3	2	67%	3	2	67%
Total	3	2	67% ▼	3	2	67% ▼
VANLINER INSURANCE Group Total						
	3	2	67% ▼	3	2	67% ▼
WALMART CLAIMS SERVICES	Wage(s) Due	Timely Wage(s)	Compliance	Fringe(s) Due	Timely Fringe(s)	Compliance
CA100 WALMART CLAIMS SERVICES	35	25	71%	35	27	77%
Total	35	25	71% ▼	35	27	77% ▲
WALMART CLAIMS SERVICES Group Total						
	35	25	71% ▼	35	27	77% ▲
XL INSURANCE	Wage(s) Due	Timely Wage(s)	Compliance	Fringe(s) Due	Timely Fringe(s)	Compliance
CA384 XL INSURANCE	*	*	*	*	*	*
Total	*	*	*	*	*	*
XL INSURANCE TPA Administered Claims						
CA117 COTTINGHAM & BUTLER CLAIMS SERVICES	1	0	0%	1	0	0%
CA190 GALLAGHER BASSETT SERVICES	4	2	50%	4	1	25%
CA300 SEDGWICK CLAIMS MANAGEMENT SERVICES	7	7	100%	7	7	100%
TPA Total	12	9	75% ▲	12	8	67% ▼
XL INSURANCE Group Total						
	12	9	75% ▲	12	8	67% ▼
YORK RISK SERVICES	Wage(s) Due	Timely Wage(s)	Compliance	Fringe(s) Due	Timely Fringe(s)	Compliance
CA340 YORK RISK SERVICES	3	1	33%	3	0	0%
Total	3	1	33% ▼	3	0	0% ▼
YORK RISK SERVICES Group Total						
	3	1	33% ▼	3	0	0% ▼
ZURICH INSURANCE	Wage(s) Due	Timely Wage(s)	Compliance	Fringe(s) Due	Timely Fringe(s)	Compliance
CA022 AMERICAN ZURICH	19	8	42%	19	9	47%
CA400 ZURICH AMERICAN INSURANCE	8	8	100%	8	8	100%
Total	27	16	59% ▼	27	17	63% ▼
ZURICH INSURANCE TPA Administered Claims						
CA070 CANNON COCHRAN MANAGEMENT SERVICES	1	0	0%	1	0	0%
CA080 CHESTERFIELD SERVICES	1	1	100%	1	1	100%
CA116 CORVEL ENTERPRISE COMP	2	1	50%	2	1	50%
CA190 GALLAGHER BASSETT SERVICES	10	7	70%	10	6	60%
CA300 SEDGWICK CLAIMS MANAGEMENT SERVICES	6	6	100%	6	6	100%
TPA Total	20	15	75% ▲	20	14	70% ▼
ZURICH INSURANCE Group Total						
	47	31	66% ▼	47	31	66% ▼