



QUARTERLY COMPLIANCE REPORT

STATE OF MAINE
WORKERS' COMPENSATION BOARD

Second Quarter 2020
April 1, 2020 - June 30, 2020

Office of Monitoring, Audit &
Enforcement

John C. Rohde
Executive Director

27 State House Station
Augusta, Maine 04333-0027

**State of Maine
Workers' Compensation Board
Quarterly Compliance Report
Second Quarter**

Table of Contents

1.	Executive Summary	Pages 1-2
2.	Lost Time First Report of Injury Filings	Page 3
3.	Initial Indemnity Payments	Page 4
4.	Initial Memorandum of Payment Filings	Page 5
5.	Initial Indemnity Notice of Controversy Filings	Page 6
6.	Wage Information	Page 7

Table of Charts

1.	Lost Time First Report of Injury Filings Timeliness Distribution	Page 3
2.	Lost Time First Report of Injury Filings Quarterly Compliance	Page 3
3.	Lost Time First Report of Injury Filings Compliance Trend	Page 3
4.	Initial Indemnity Payments Timeliness Distribution	Page 4
5.	Initial Indemnity Payments Quarterly Compliance	Page 4
6.	Initial Indemnity Payments Compliance Trend	Page 4
7.	Initial Memorandum of Payment Filings Timeliness Distribution	Page 5
8.	Initial Memorandum of Payment Filings Quarterly Compliance	Page 5
9.	Initial Memorandum of Payment Filings Compliance Trend	Page 5
10.	Initial Indemnity Notice of Controversy Filings Timeliness Distribution	Page 6
11.	Initial Indemnity Notice of Controversy Filings Quarterly Compliance	Page 6
12.	Initial Indemnity Notice of Controversy Filings Compliance Trend	Page 6
13.	Wage Statement Timeliness Distribution	Page 7
14.	Fringe Benefits Worksheet(s) Timeliness Distribution	Page 7

Appendices

A.	Insurance Group Compliance Lost Time FROI Filings and Initial Indemnity Payments	Pages A1-A12
B.	Insurance Group Compliance Initial MOP and Initial Indemnity NOC Filings	Pages B1-B12
C.	Insurance Group Compliance Wage Statements and Fringe Benefit Form Filings	Pages C1-C13

Executive Summary

On October 13, 2020, the Maine Workers' Compensation Board of Directors approved the 2020 Second Quarter (April 1, 2020 - June 30, 2020) Compliance Report. This report represents the efforts of the Office of Monitoring, Audit and Enforcement and insurers, self-insurers, and third-party administrators (collectively "insurers").

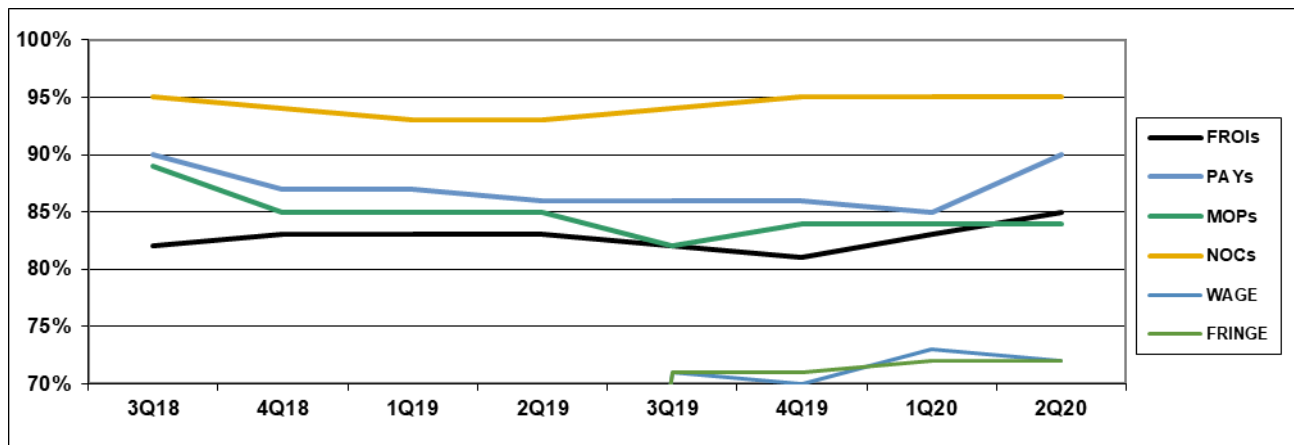
I. COMPLIANCE OVERVIEW

The Reconciliation Report was sent to 103 insurers on July 24, 2020; 82 responded, 11 were not required to respond and 10 did not respond.

The 2Q20 report represents results based upon data received by August 31, 2020. The results are:

	Number of Days	Benchmark	3Q18	4Q18	1Q19	2Q19	3Q19	4Q19	1Q20	2Q20
FROIs	7	85%	82%	83%	83%	83%	82%	81%	83%	85%
PAYs	14	87%	90%	87%	87%	86%	86%	86%	85%	90%
MOPs	17	85%	89%	85%	85%	85%	82%	84%	84%	84%
NOCs	14	90%	95%	94%	93%	93%	94%	95%	95%	95%
WAGE	30	75%	-	-	-	-	71%	70%	73%	72%
FRINGE	30	75%	-	-	-	-	71%	71%	72%	72%

Compliance Benchmark Tracking



II. CAVEATS & EXPLANATIONS

A. General

- Question marks (“?”) within this report indicate that the insurer did not provide all of the data required to measure compliance in that particular area.

B. Lost Time First Report of Injury (FROI) Filings

- Compliance with this benchmark exists when the FROI is filed (accepted EDI transaction, with or without errors) within 7 days after the employer receives notice or knowledge of an employee injury that has caused the employee to lose a day’s work.

C. Initial Indemnity Payments (PAYs)

- Compliance with this benchmark exists when the check is mailed within the later of (i) 14 days after the employer’s notice or knowledge of incapacity or (ii) the first day of compensability plus 6 days.
- If an employer continues to pay the employee’s salary, payments are deemed timely for purposes of compliance if made consistent with the employer’s usual payroll practice.

D. Initial Memorandum of Payment (MOP) Filings

- Compliance with this benchmark exists when the MOP is received within 17 days of the employer’s notice or knowledge of incapacity.

E. Initial Indemnity Notice of Controversy (NOC) Filings

- Compliance with this benchmark exists when the NOC is filed (accepted EDI transaction, with or without errors) within 14 days after the employer receives notice or knowledge of the incapacity or death. Measurement excludes filings submitted with full denial reason codes 3A-3H (No Coverage).

F. Wage Information

- Compliance with the benchmark (WCB-2 and WCB-2B forms) exists when the wage information is filed within 30 days of the employer receiving notice or knowledge of incapacity.

III. COMPLETED AUDITS

The Board conducts compliance audits of insurers to ensure that all obligations under the Workers’ Compensation Act are met. The functions of the audit program include, but are not limited to: ensuring that all reporting requirements of the Board are met, auditing the timeliness of benefit payments, auditing the accuracy of indemnity payments, evaluating claims-handling techniques, and determining whether claims are unreasonably contested.

There were no audits completed in the 2Q20.

LOST TIME FIRST REPORT OF INJURY FILINGS

Chart 1: Timeliness Distribution

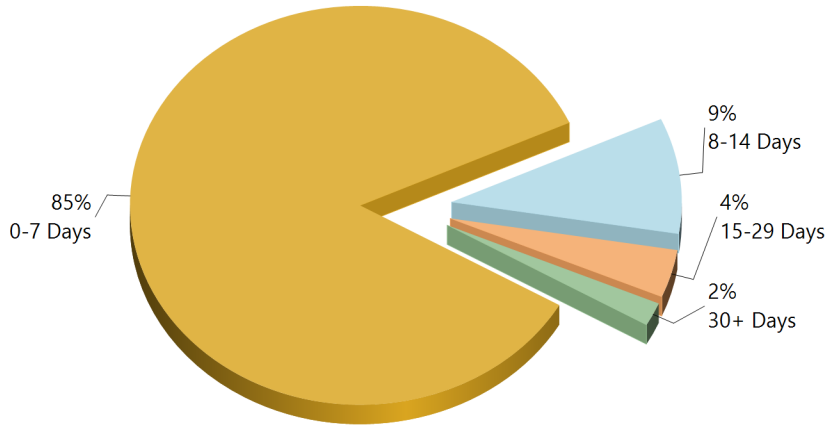


Table 1: Received Within

0-7 Days	2,543	85%
8-14 Days	282	9%
15-29 Days	118	4%
30+ Days	58	2%
? Days	0	0%
Total	3,001	100%

*The percentages may not always add to 100% due to rounding

Chart 2: Quarterly Compliance

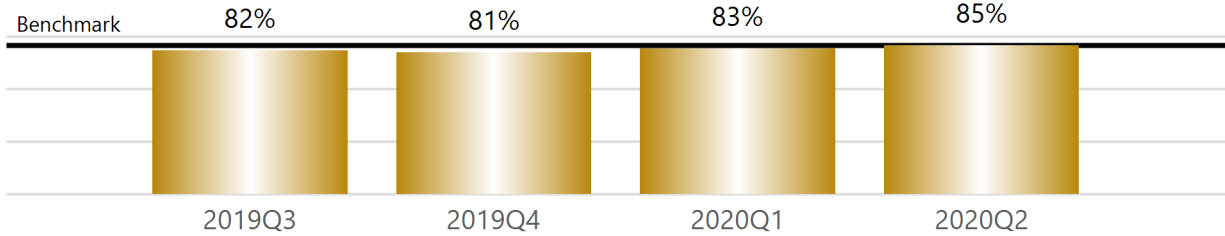
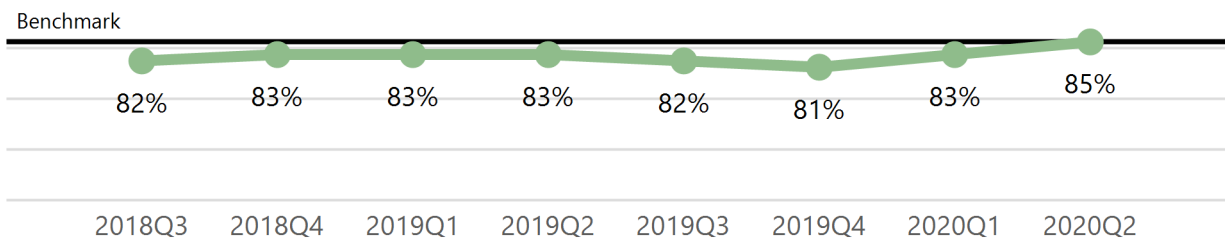


Chart 3: Compliance Trend



INITIAL INDEMNITY PAYMENTS

Chart 4: Timeliness Distribution

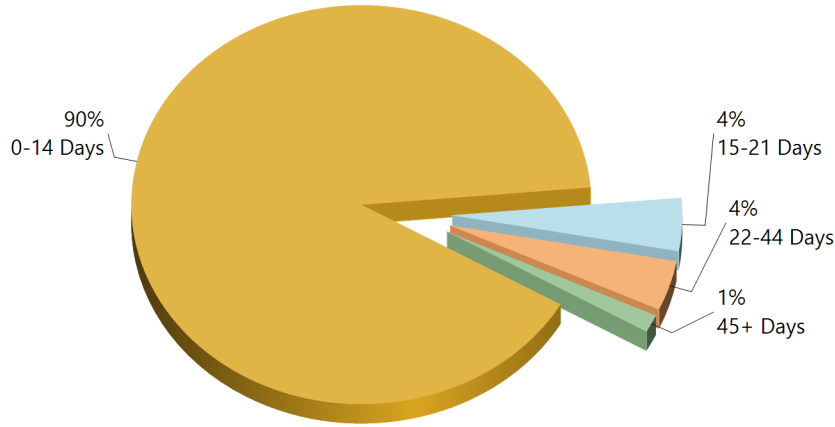


Table 2: Made Within

0-14 Days	761	90%
15-21 Days	36	4%
22-44 Days	34	4%
45+ Days	12	1%
? Days	0	0%
Total	843	100%

*The percentages may not always add to 100% due to rounding

Initial indemnity payments are monitored to ensure that payments are initiated within the time limits established in Section 205. As a result of these efforts, \$17,300 was issued to claimants in penalties and there is another \$3,450 in penalties awaiting resolution.

Chart 5: Quarterly Compliance

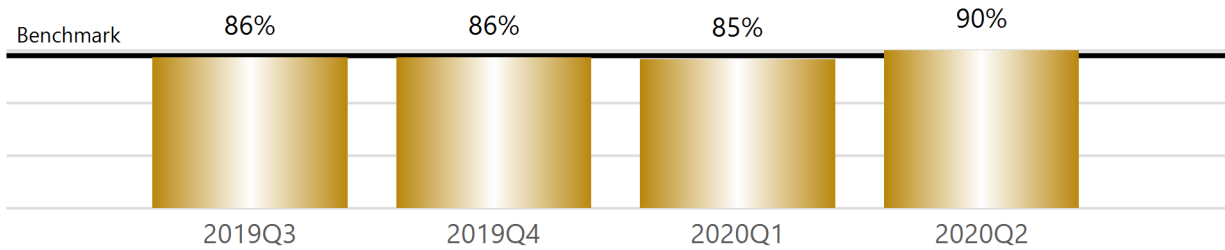
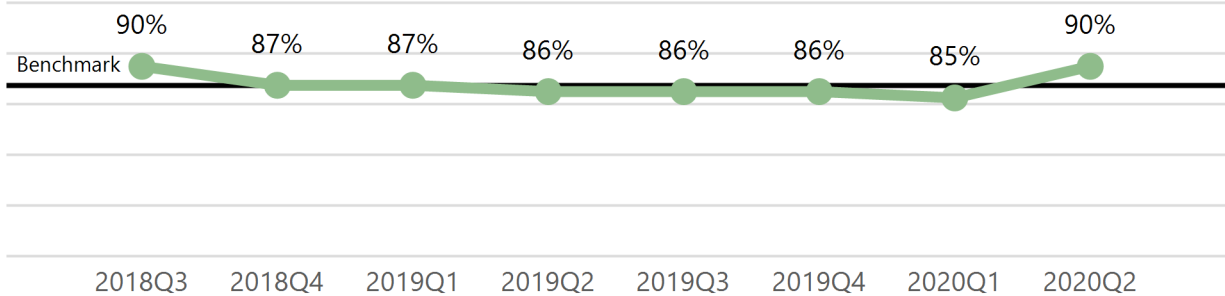


Chart 6: Compliance Trend



INITIAL MEMORANDUM OF PAYMENT FILINGS

Chart 7: Timeliness Distribution

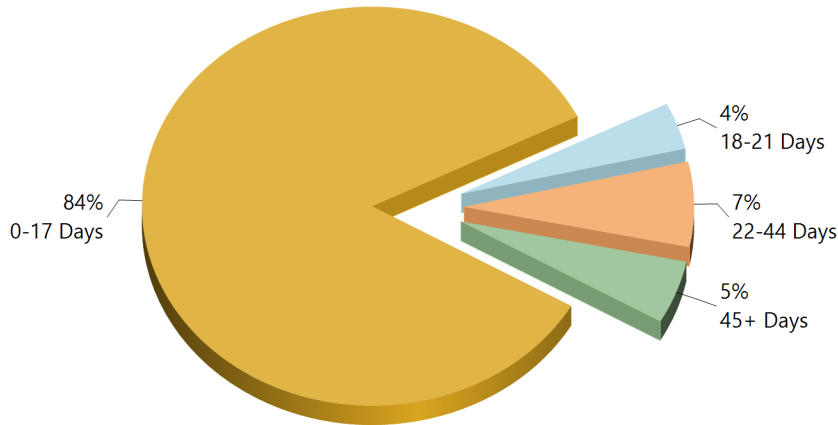


Table 3: Received Within

0-17 Days	710	84%
18-21 Days	32	4%
22-44 Days	58	7%
45+ Days	43	5%
? Days	0	0%
Total	843	100%

*The percentages may not always add to 100% due to rounding

Chart 8: Quarterly Compliance

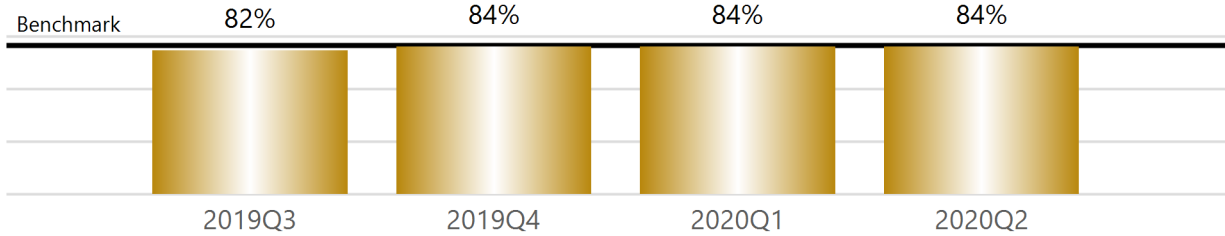
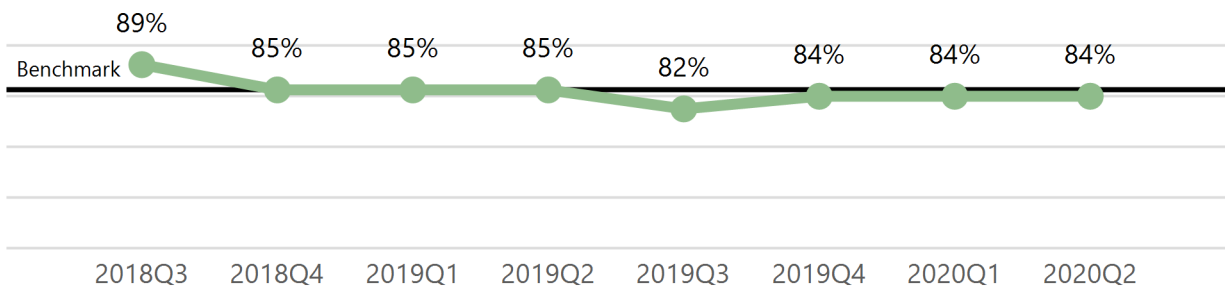


Chart 9: Compliance Trend



INITIAL INDEMNITY NOTICE OF CONTROVERSY FILINGS

Chart 10: Timeliness Distribution

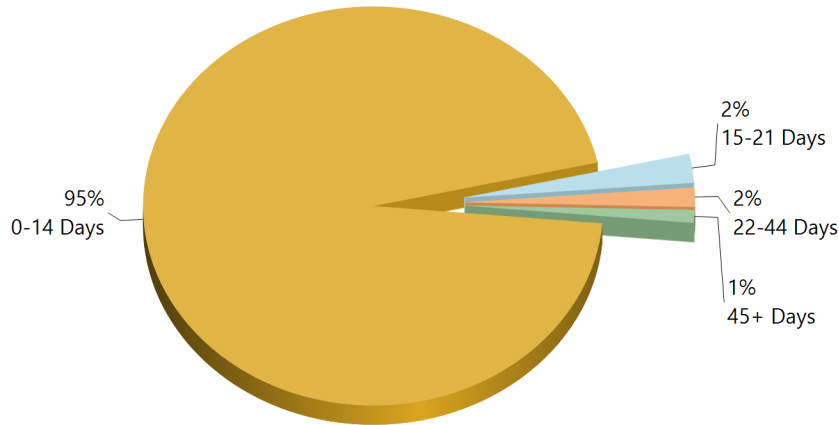


Table 4: Received Within

0-14 Days	737	95%
15-21 Days	18	2%
22-44 Days	12	2%
45+ Days	8	1%
? Days	0	0%
Total	775	100%

*The percentages may not always add to 100% due to rounding

Chart 11: Quarterly Compliance

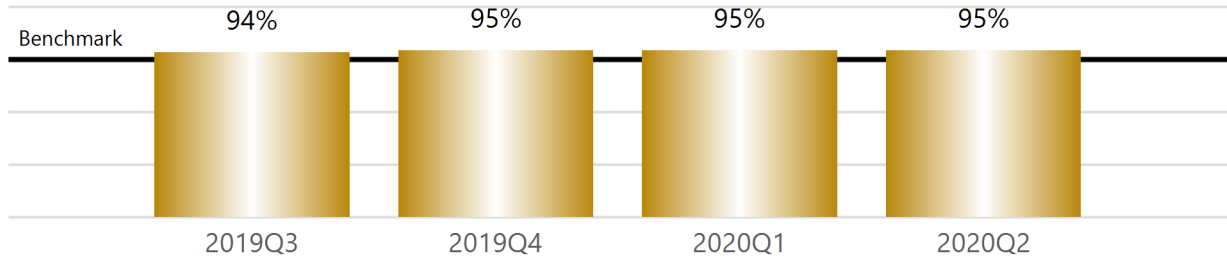
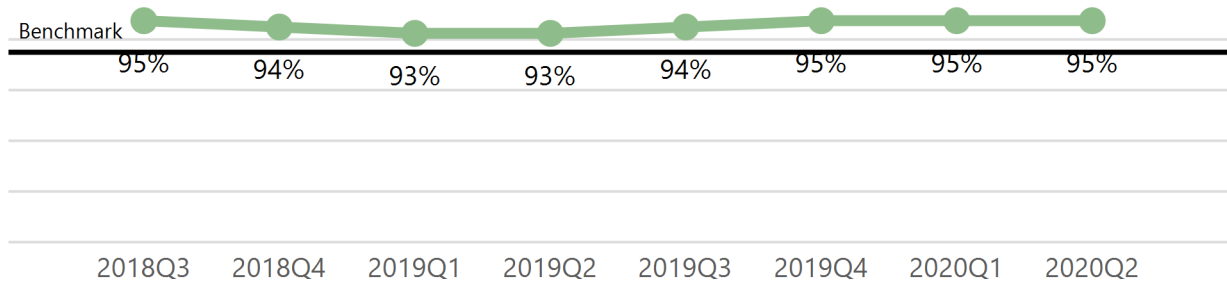


Chart 12: Compliance Trend



WAGE INFORMATION

Wage information (WCB-2 and WCB-2B forms) must be filed within 30 days of an employer's notice or knowledge of a claim for compensation (Title 39-A M.R.S.A. Section 303). This includes both compensated and controverted claims where a claim for compensation has been made.

Chart 13: Wage Statements Due Distribution

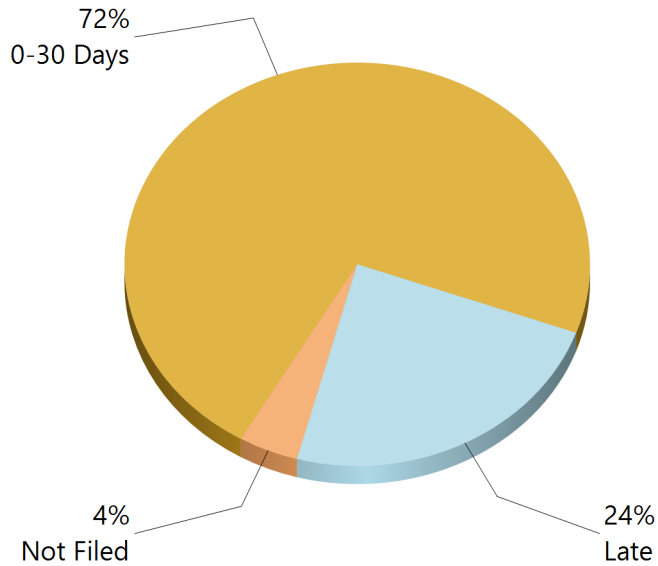


Table 5: Wage Statements Due

0-30 Days	1,404	72%
Late	460	24%
Not Filed	81	4%
Total	1,945	100%

*The percentages may not always add to 100% due to rounding

Wage Statement(s) Received: 1,089 (76%) of the 1,429 Wage Statement(s) that were received this quarter were filed timely, 340 (24%) were filed late.

Chart 14: Fringe Benefit Worksheets Due Distribution

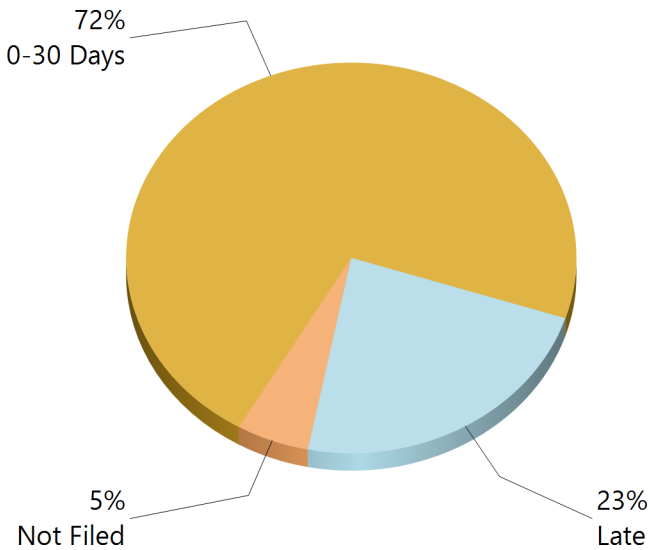


Table 6: Fringe Worksheets Due

0-30 Days	1,394	72%
Late	449	23%
Not Filed	102	5%
Total	1,945	100%

*The percentages may not always add to 100% due to rounding

Fringe Benefit Worksheet(s) Received: 1,098 (77%) of the 1,429 Fringe Benefit Worksheet(s) received this quarter were filed timely, 331 (23%) were filed late.

Appendix A

**Insurance Group Compliance
Lost Time FROI Filings and
Initial Indemnity Payments
Second Quarter 2020
4/1/2020-6/30/2020**

INSURANCE GROUP COMPLIANCE

Lost Time FROI and Initial Indemnity Payments
Second Quarter
4/1/2020 - 6/30/2020

Insurance Company	Total Lost Time FROIs Filed	Lost Time FROIs Filed Timely	Compliance Percentage	Total Initial Indemnity Payments Made	Initial Indemnity Payments Made Timely	Compliance Percentage
ACADIA INSURANCE	FROIs Filed	Timely FROIs	Compliance	Payments Made	Timely Payments	Compliance
CA010 ACADIA INSURANCE	38	30	79%	11	10	91%
Total	38	30	79% ▼	11	10	91% ▲
ACADIA INSURANCE Group Total	38	30	79% ▼	11	10	91% ▲
ACCIDENT FUND INSURANCE	FROIs Filed	Timely FROIs	Compliance	Payments Made	Timely Payments	Compliance
ACCIDENT FUND INSURANCE	*	*	*	*	*	*
Total	*	*	*	*	*	*
ACCIDENT FUND INSURANCE TPA Administered Claims						
CA190 GALLAGHER BASSETT SERVICES	1	0	0%	No Filings	No Filings	No Filings
TPA Total	1	0	0% ▼	No Filings	No Filings	No Filings
ACCIDENT FUND INSURANCE Group Total	1	0	0% ▼	No Filings	No Filings	No Filings
AIG INSURANCE	FROIs Filed	Timely FROIs	Compliance	Payments Made	Timely Payments	Compliance
CA015 AIG CLAIMS, INC	12	9	75%	2	2	100%
Total	12	9	75% ▼	2	2	100% ▲
AIG INSURANCE TPA Administered Claims						
CA040 BROADSPIRE SERVICES	1	1	100%	No Filings	No Filings	No Filings
CA116 CORVEL ENTERPRISE COMP	1	0	0%	No Filings	No Filings	No Filings
CA160 ESIS	11	9	82%	6	6	100%
CA190 GALLAGHER BASSETT SERVICES	23	22	96%	7	7	100%
CA204 HELMSMAN MANAGEMENT SERVICES	1	1	100%	No Filings	No Filings	No Filings
CA300 SEDGWICK CLAIMS MANAGEMENT SERVICES	53	41	77%	25	19	76%
TPA Total	90	74	82% ▼	38	32	84% ▼
AIG INSURANCE Group Total	102	83	81% ▼	40	34	85% ▼
AIM MUTUAL GROUP	FROIs Filed	Timely FROIs	Compliance	Payments Made	Timely Payments	Compliance
CA472 AIM MUTUAL INSURANCE	3	2	67%	No Filings	No Filings	No Filings
Total	3	2	67% ▼	No Filings	No Filings	No Filings
AIM MUTUAL GROUP Group Total	3	2	67% ▼	No Filings	No Filings	No Filings
AMTRUST INSURANCE	FROIs Filed	Timely FROIs	Compliance	Payments Made	Timely Payments	Compliance
CA342 TECHNOLOGY INSURANCE	4	2	50%	No Filings	No Filings	No Filings
CA381 WESCO INSURANCE	4	0	0%	2	1	50%
Total	8	2	25% ▼	2	1	50% ▼
AMTRUST INSURANCE Group Total	8	2	25% ▼	2	1	50% ▼

INSURANCE GROUP COMPLIANCE

Lost Time FROI and Initial Indemnity Payments

Second Quarter

4/1/2020 - 6/30/2020

Insurance Company	Total Lost Time FROIs Filed	Lost Time FROIs Filed Timely	Compliance Percentage	Total Initial Indemnity Payments Made	Initial Indemnity Payments Made Timely	Compliance Percentage
ARCH INSURANCE	FROIs Filed	Timely FROIs	Compliance	Payments Made	Timely Payments	Compliance
ARCH INSURANCE	*	*	*	*	*	*
Total	*	*	*	*	*	*
ARCH INSURANCE TPA Administered Claims						
CA040 BROADSPIRE SERVICES	6	5	83%	3	3	100%
CA117 COTTINGHAM & BUTLER CLAIMS SERVICES	3	3	100%	1	1	100%
CA160 ESIS	1	0	0%	1	0	0%
CA190 GALLAGHER BASSETT SERVICES	2	1	50%	1	0	0%
CA300 SEDGWICK CLAIMS MANAGEMENT SERVICES	2	2	100%	2	2	100%
CA340 YORK RISK SERVICES	1	1	100%	No Filings	No Filings	No Filings
TPA Total	15	12	80% ▼	8	6	75% ▼
ARCH INSURANCE Group Total	15	12	80% ▼	8	6	75% ▼
BATH IRON WORKS	FROIs Filed	Timely FROIs	Compliance	Payments Made	Timely Payments	Compliance
CA036 BATH IRON WORKS	24	23	96%	18	17	94%
Total	24	23	96% ▲	18	17	94% ▲
BATH IRON WORKS Group Total	24	23	96% ▲	18	17	94% ▲
BERKSHIRE HATHAWAY INSURANCE	FROIs Filed	Timely FROIs	Compliance	Payments Made	Timely Payments	Compliance
CA114 BERKSHIRE HATHAWAY HOMESTATE INSURANCE	1	0	0%	1	0	0%
Total	1	0	0% ▼	1	0	0% ▼
BERKSHIRE HATHAWAY INSURANCE Group Total	1	0	0% ▼	1	0	0% ▼
BROADSPIRE SERVICES	FROIs Filed	Timely FROIs	Compliance	Payments Made	Timely Payments	Compliance
CA040 BROADSPIRE SERVICES	18	16	89%	4	4	100%
Total	18	16	89% ▲	4	4	100% ▲
BROADSPIRE SERVICES Group Total	18	16	89% ▲	4	4	100% ▲
CANNON COCHRAN MANAGEMENT SERVICES	FROIs Filed	Timely FROIs	Compliance	Payments Made	Timely Payments	Compliance
CA070 CANNON COCHRAN MANAGEMENT SERVICES	47	41	87%	10	8	80%
Total	47	41	87% ▲	10	8	80% ▼
CANNON COCHRAN MANAGEMENT SERVICES Group Total	47	41	87% ▲	10	8	80% ▼
CHESTERFIELD SERVICES	FROIs Filed	Timely FROIs	Compliance	Payments Made	Timely Payments	Compliance
CA022 AMERICAN ZURICH	*	*	*	*	*	*
CA400 ZURICH AMERICAN INSURANCE	*	*	*	*	*	*
Total	*	*	*	*	*	*
CHESTERFIELD SERVICES Group Total	*	*	*	*	*	*

INSURANCE GROUP COMPLIANCE

Lost Time FROI and Initial Indemnity Payments

Second Quarter

4/1/2020 - 6/30/2020

Insurance Company	Total Lost Time FROIs Filed	Lost Time FROIs Filed Timely	Compliance Percentage	Total Initial Indemnity Payments Made	Initial Indemnity Payments Made Timely	Compliance Percentage
CHUBB INSURANCE	FROIs Filed	Timely FROIs	Compliance	Payments Made	Timely Payments	Compliance
ACE AMERICAN INSURANCE COMPANY	*	*	*	*	*	*
ACE INSURANCE	*	*	*	*	*	*
CA046 CHUBB INSURANCE	*	*	*	*	*	*
CA090 FEDERAL INSURANCE	*	*	*	*	*	*
INDEMNITY INS CO OF NORTH AMERICA	*	*	*	*	*	*
PACIFIC INDEMNITY CO	*	*	*	*	*	*
Total	*	*	*	*	*	*
CHUBB INSURANCE TPA Administered Claims						
CA040 BROADSPIRE SERVICES	1	1	100%	No Filings	No Filings	No Filings
CA070 CANNON COCHRAN MANAGEMENT SERVICES	3	1	33%	No Filings	No Filings	No Filings
CA110 CONSTITUTION STATE SERVICES	2	1	50%	2	2	100%
CA116 CORVEL ENTERPRISE COMP	3	2	67%	No Filings	No Filings	No Filings
CA117 COTTINGHAM & BUTLER CLAIMS SERVICES	1	1	100%	1	1	100%
CA160 ESIS	6	3	50%	5	4	80%
CA190 GALLAGHER BASSETT SERVICES	11	9	82%	6	4	67%
CA204 HELMSMAN MANAGEMENT SERVICES	1	1	100%	No Filings	No Filings	No Filings
CA300 SEDGWICK CLAIMS MANAGEMENT SERVICES	48	41	85%	13	13	100%
CA340 YORK RISK SERVICES	2	2	100%	1	1	100%
TPA Total	78	62	79% ▼	28	25	89% ▲
CHUBB INSURANCE Group Total	78	62	79% ▼	28	25	89% ▲
CIANBRO CORPORATION	FROIs Filed	Timely FROIs	Compliance	Payments Made	Timely Payments	Compliance
CA085 CIANBRO CORPORATION	1	0	0%	No Filings	No Filings	No Filings
Total	1	0	0% ▼	No Filings	No Filings	No Filings
CIANBRO CORPORATION Group Total	1	0	0% ▼	No Filings	No Filings	No Filings
CNA INSURANCE	FROIs Filed	Timely FROIs	Compliance	Payments Made	Timely Payments	Compliance
CA050 CONTINENTAL CASUALTY	1	1	100%	1	1	100%
CA271 NATIONAL FIRE INSURANCE	1	1	100%	No Filings	No Filings	No Filings
CA087 THE CONTINENTAL INSURANCE	No Filings	No Filings	No Filings	1	1	100%
Total	2	2	100% ▲	2	2	100% ▲
CNA INSURANCE TPA Administered Claims						
CA040 BROADSPIRE SERVICES	1	1	100%	No Filings	No Filings	No Filings
CA190 GALLAGHER BASSETT SERVICES	1	1	100%	No Filings	No Filings	No Filings
TPA Total	2	2	100% ▲	No Filings	No Filings	No Filings
CNA INSURANCE Group Total	4	4	100% ▲	2	2	100% ▲

INSURANCE GROUP COMPLIANCE

Lost Time FROI and Initial Indemnity Payments

Second Quarter

4/1/2020 - 6/30/2020

Insurance Company	Total Lost Time FROIs Filed	Lost Time FROIs Filed Timely	Compliance Percentage	Total Initial Indemnity Payments Made	Initial Indemnity Payments Made Timely	Compliance Percentage
CONSTITUTION STATE SERVICES	FROIs Filed	Timely FROIs	Compliance	Payments Made	Timely Payments	Compliance
CA110 CONSTITUTION STATE SERVICES	2	1	50%	2	2	100%
Total	2	1	50% ▼	2	2	100% ▲
CONSTITUTION STATE SERVICES Group Total	2	1	50% ▼	2	2	100% ▲
CORVEL ENTERPRISE COMP	FROIs Filed	Timely FROIs	Compliance	Payments Made	Timely Payments	Compliance
CA116 CORVEL ENTERPRISE COMP	7	2	29%	2	2	100%
Total	7	2	29% ▼	2	2	100% ▲
CORVEL ENTERPRISE COMP Group Total	7	2	29% ▼	2	2	100% ▲
COTTINGHAM & BUTLER CLAIMS SERVICES	FROIs Filed	Timely FROIs	Compliance	Payments Made	Timely Payments	Compliance
CA117 COTTINGHAM & BUTLER CLAIMS SERVICES	4	4	100%	2	2	100%
Total	4	4	100% ▲	2	2	100% ▲
COTTINGHAM & BUTLER CLAIMS SERVICES Group Total	4	4	100% ▲	2	2	100% ▲
CROSS INSURANCE	FROIs Filed	Timely FROIs	Compliance	Payments Made	Timely Payments	Compliance
CA093 CROSS INSURANCE	308	290	94%	55	51	93%
Total	308	290	94% ▲	55	51	93% ▲
CROSS INSURANCE Group Total	308	290	94% ▲	55	51	93% ▲
EASTERN ALLIANCE INSURANCE	FROIs Filed	Timely FROIs	Compliance	Payments Made	Timely Payments	Compliance
CA141 EASTERN ALLIANCE INSURANCE	46	35	76%	15	14	93%
Total	46	35	76% ▼	15	14	93% ▲
EASTERN ALLIANCE INSURANCE Group Total	46	35	76% ▼	15	14	93% ▲
ELECTRIC INSURANCE	FROIs Filed	Timely FROIs	Compliance	Payments Made	Timely Payments	Compliance
CA150 ELECTRIC INSURANCE	*	*	*	*	*	*
Total	*	*	*	*	*	*
ELECTRIC INSURANCE TPA Administered Claims	FROIs Filed	Timely FROIs	Compliance	Payments Made	Timely Payments	Compliance
CA300 SEDGWICK CLAIMS MANAGEMENT SERVICES	5	5	100%	No Filings	No Filings	No Filings
TPA Total	5	5	100% ▲	No Filings	No Filings	No Filings
ELECTRIC INSURANCE Group Total	5	5	100% ▲	No Filings	No Filings	No Filings

INSURANCE GROUP COMPLIANCE
 Lost Time FROI and Initial Indemnity Payments
 Second Quarter
 4/1/2020 - 6/30/2020

Insurance Company	Total Lost Time FROIs Filed	Lost Time FROIs Filed Timely	Compliance Percentage	Total Initial Indemnity Payments Made	Initial Indemnity Payments Made Timely	Compliance Percentage
EMPLOYERS HOLDING INSURANCE	FROIs Filed	Timely FROIs	Compliance	Payments Made	Timely Payments	Compliance
CA480 EMPLOYERS ASSURANCE COMPANY	*	*	*	*	*	*
CA481 EMPLOYERS COMPENSATION INSURANCE	*	*	*	*	*	*
CA479 EMPLOYERS PREFERRED INSURANCE	*	*	*	*	*	*
Total	*	*	*	*	*	*
EMPLOYERS HOLDING INSURANCE TPA Administered Claims						
CA040 BROADSPIRE SERVICES	2	2	100%	No Filings	No Filings	No Filings
TPA Total	2	2	100% ▲	No Filings	No Filings	No Filings
EMPLOYERS HOLDING INSURANCE Group Total	2	2	100% ▲	No Filings	No Filings	No Filings
ESIS	FROIs Filed	Timely FROIs	Compliance	Payments Made	Timely Payments	Compliance
CA160 ESIS	22	14	64%	12	10	83%
Total	22	14	64% ▼	12	10	83% ▼
ESIS Group Total	22	14	64% ▼	12	10	83% ▼
EVEREST REINS HOLDINGS GROUP	FROIs Filed	Timely FROIs	Compliance	Payments Made	Timely Payments	Compliance
EVEREST REINS HOLDINGS	*	*	*	*	*	*
Total	*	*	*	*	*	*
EVEREST REINS HOLDINGS GROUP TPA Administered Claims						
CA300 SEDGWICK CLAIMS MANAGEMENT SERVICES	1	0	0%	1	1	100%
TPA Total	1	0	0% ▼	1	1	100% ▲
EVEREST REINS HOLDINGS GROUP Group Total	1	0	0% ▼	1	1	100% ▲
FEDERATED MUTUAL INSURANCE	FROIs Filed	Timely FROIs	Compliance	Payments Made	Timely Payments	Compliance
CA091 FEDERATED MUTUAL INSURANCE	7	2	29%	3	3	100%
CA439 FEDERATED RESERVE	*	*	*	*	*	*
CA092 FEDERATED SERVICE INSURANCE	*	*	*	*	*	*
Total	7	2	29% ▼	3	3	100% ▲
FEDERATED MUTUAL INSURANCE Group Total	7	2	29% ▼	3	3	100% ▲
FUTURECOMP	FROIs Filed	Timely FROIs	Compliance	Payments Made	Timely Payments	Compliance
CA175 FUTURECOMP	33	31	94%	7	7	100%
Total	33	31	94% ▲	7	7	100% ▲
FUTURECOMP Group Total	33	31	94% ▲	7	7	100% ▲
GALLAGHER BASSETT SERVICES	FROIs Filed	Timely FROIs	Compliance	Payments Made	Timely Payments	Compliance
CA190 GALLAGHER BASSETT SERVICES	86	69	80%	27	22	81%
Total	86	69	80% ▼	27	22	81% ▼
GALLAGHER BASSETT SERVICES Group Total	86	69	80% ▼	27	22	81% ▼

Maine Workers' Compensation Board
 Lost Time FROI Filing Benchmark: 85%
 Initial Indemnity Payment Benchmark: 87%

▲ Indicates benchmark met or exceeded
 ▼ Indicates benchmark not met

INSURANCE GROUP COMPLIANCE

Lost Time FROI and Initial Indemnity Payments

Second Quarter

4/1/2020 - 6/30/2020

Insurance Company	Total Lost Time FROIs Filed	Lost Time FROIs Filed Timely	Compliance Percentage	Total Initial Indemnity Payments Made	Initial Indemnity Payments Made Timely	Compliance Percentage
GREAT AMERICAN INSURANCE	FROIs Filed	Timely FROIs	Compliance	Payments Made	Timely Payments	Compliance
CA193 GREAT AMERICAN INSURANCE	2	1	50%	No Filings	No Filings	No Filings
Total	2	1	50% ▼	No Filings	No Filings	No Filings
GREAT AMERICAN INSURANCE TPA Administered Claims						
CA323 THE AMERICAN EQUITY UNDERWRITERS	5	2	40%	No Filings	No Filings	No Filings
TPA Total	5	2	40% ▼	No Filings	No Filings	No Filings
GREAT AMERICAN INSURANCE Group Total	7	3	43% ▼	No Filings	No Filings	No Filings
GREAT WEST CASUALTY	FROIs Filed	Timely FROIs	Compliance	Payments Made	Timely Payments	Compliance
CA196 GREAT WEST CASUALTY	1	0	0%	1	1	100%
Total	1	0	0% ▼	1	1	100% ▲
GREAT WEST INSURANCE Group Total	1	0	0% ▼	1	1	100% ▲
GUARD INSURANCE	FROIs Filed	Timely FROIs	Compliance	Payments Made	Timely Payments	Compliance
CA019 AMGUARD INSURANCE	5	1	20%	No Filings	No Filings	No Filings
CA140 EASTGUARD INSURANCE	3	2	67%	No Filings	No Filings	No Filings
CA272 NORGUARD INSURANCE	1	1	100%	No Filings	No Filings	No Filings
Total	9	4	44% ▼	No Filings	No Filings	No Filings
GUARD INSURANCE TPA Administered Claims						
CA190 GALLAGHER BASSETT SERVICES	*	*	*	*	*	*
TPA Total	*	*	*	*	*	*
GUARD INSURANCE Group Total	9	4	44% ▼	No Filings	No Filings	No Filings
HANNAFORD BROTHERS	FROIs Filed	Timely FROIs	Compliance	Payments Made	Timely Payments	Compliance
CA201 HANNAFORD BROTHERS	42	28	67%	21	20	95%
Total	42	28	67% ▼	21	20	95% ▲
HANNAFORD BROTHERS Group Total	42	28	67% ▼	21	20	95% ▲
HANOVER INSURANCE	FROIs Filed	Timely FROIs	Compliance	Payments Made	Timely Payments	Compliance
CA428 ALLMERICA FINANCIAL BENEFIT INSURANCE	1	1	100%	No Filings	No Filings	No Filings
CA048 CITIZENS INSURANCE COMPANY OF AMERICA	3	3	100%	No Filings	No Filings	No Filings
CA202 HANOVER INSURANCE	3	1	33%	1	1	100%
CA228 MASSACHUSETTS BAY INSURANCE	2	1	50%	No Filings	No Filings	No Filings
Total	9	6	67% ▼	1	1	100% ▲
HANOVER INSURANCE Group Total	9	6	67% ▼	1	1	100% ▲

INSURANCE GROUP COMPLIANCE

Lost Time FROI and Initial Indemnity Payments

Second Quarter

4/1/2020 - 6/30/2020

Insurance Company	Total Lost Time FROIs Filed	Lost Time FROIs Filed Timely	Compliance Percentage	Total Initial Indemnity Payments Made	Initial Indemnity Payments Made Timely	Compliance Percentage
HARTFORD INSURANCE	FROIs Filed	Timely FROIs	Compliance	Payments Made	Timely Payments	Compliance
CA188 HARTFORD ACCIDENT & INDEMNITY	*	*	*	*	*	*
CA185 HARTFORD CASUALTY INSURANCE	2	2	100%	1	0	0%
CA203 HARTFORD FIRE INSURANCE	1	1	100%	1	1	100%
CA186 HARTFORD INSURANCE COMPANY OF THE MIDWEST	2	2	100%	2	2	100%
CA187 HARTFORD UNDERWRITERS INSURANCE	8	5	63%	5	2	40%
CA288 PROPERTY & CASUALTY INSURANCE COMPANY OF HARTFORD	1	1	100%	No Filings	No Filings	No Filings
CA296 SENTINEL INSURANCE	*	*	*	*	*	*
CA319 TRUMBULL INSURANCE	2	1	50%	1	1	100%
CA321 TWIN CITY FIRE INSURANCE	*	*	*	*	*	*
Total	16	12	75% ▼	10	6	60% ▼
HARTFORD INSURANCE TPA Administered Claims						
CA070 CANNON COCHRAN MANAGEMENT SERVICES	2	2	100%	No Filings	No Filings	No Filings
CA116 CORVEL ENTERPRISE COMP	1	0	0%	No Filings	No Filings	No Filings
CA300 SEDGWICK CLAIMS MANAGEMENT SERVICES	2	2	100%	No Filings	No Filings	No Filings
TPA Total	5	4	80% ▼	No Filings	No Filings	No Filings
HARTFORD INSURANCE Group Total	21	16	76% ▼	10	6	60% ▼
HELMSMAN MANAGEMENT SERVICES	FROIs Filed	Timely FROIs	Compliance	Payments Made	Timely Payments	Compliance
CA204 HELMSMAN MANAGEMENT SERVICES	10	10	100%	2	2	100%
Total	10	10	100% ▲	2	2	100% ▲
HELMSMAN MANAGEMENT SERVICES Group Total	10	10	100% ▲	2	2	100% ▲
LIBERTY MUTUAL INSURANCE	FROIs Filed	Timely FROIs	Compliance	Payments Made	Timely Payments	Compliance
CA003 AMERICAN FIRE & CASUALTY INSURANCE	1	0	0%	No Filings	No Filings	No Filings
CA380 EMPLOYERS INSURANCE OF WAUSAU	3	3	100%	No Filings	No Filings	No Filings
CA210 LIBERTY MUTUAL INSURANCE	57	46	81%	17	15	88%
CA406 OHIO CASUALTY INSURANCE	4	4	100%	2	2	100%
CA407 OHIO SECURITY INSURANCE	5	4	80%	3	2	67%
CA408 WEST AMERICAN INSURANCE	*	*	*	*	*	*
Total	70	57	81% ▼	22	19	86% ▼
LIBERTY MUTUAL INSURANCE Group Total	70	57	81% ▼	22	19	86% ▼
MAINE AUTOMOBILE DEALERS ASSOCIATION	FROIs Filed	Timely FROIs	Compliance	Payments Made	Timely Payments	Compliance
CA220 MAINE AUTOMOBILE DEALERS ASSOCIATION	28	21	75%	No Filings	No Filings	No Filings
Total	28	21	75% ▼	No Filings	No Filings	No Filings
MAINE AUTOMOBILE DEALERS ASSOCIATION Group Total	28	21	75% ▼	No Filings	No Filings	No Filings

Maine Workers' Compensation Board
 Lost Time FROI Filing Benchmark: 85%
 Initial Indemnity Payment Benchmark: 87%

▲ Indicates benchmark met or exceeded
 ▼ Indicates benchmark not met

INSURANCE GROUP COMPLIANCE

Lost Time FROI and Initial Indemnity Payments

Second Quarter

4/1/2020 - 6/30/2020

Insurance Company	Total Lost Time FROIs Filed	Lost Time FROIs Filed Timely	Compliance Percentage	Total Initial Indemnity Payments Made	Initial Indemnity Payments Made Timely	Compliance Percentage
MAINE EMPLOYERS' MUTUAL INSURANCE	FROIs Filed	Timely FROIs	Compliance	Payments Made	Timely Payments	Compliance
CA260 MAINE EMPLOYERS' MUTUAL INSURANCE	958	796	83%	253	240	95%
Total	958	796	83% ▼	253	240	95% ▲
MAINE EMPLOYERS' MUTUAL INSURANCE Group Total	958	796	83% ▼	253	240	95% ▲
MAINE HEALTHCARE ASSOCIATION	FROIs Filed	Timely FROIs	Compliance	Payments Made	Timely Payments	Compliance
CA234 MAINE HEALTHCARE ASSOCIATION	28	26	93%	18	15	83%
Total	28	26	93% ▲	18	15	83% ▼
MAINE HEALTHCARE ASSOCIATION Group Total	28	26	93% ▲	18	15	83% ▼
MAINE MOTOR TRANSPORT ASSOCIATION	FROIs Filed	Timely FROIs	Compliance	Payments Made	Timely Payments	Compliance
CA230 MAINE MOTOR TRANSPORT ASSOCIATION	27	25	93%	2	2	100%
Total	27	25	93% ▲	2	2	100% ▲
MAINE MOTOR TRANSPORT ASSOCIATION Group Total	27	25	93% ▲	2	2	100% ▲
MAINE MUNICIPAL ASSOCIATION	FROIs Filed	Timely FROIs	Compliance	Payments Made	Timely Payments	Compliance
CA225 MAINE MUNICIPAL ASSOCIATION	154	147	95%	32	26	81%
Total	154	147	95% ▲	32	26	81% ▼
MAINE MUNICIPAL ASSOCIATION Group Total	154	147	95% ▲	32	26	81% ▼
MAINE SCHOOL MANAGEMENT ASSOCIATION	FROIs Filed	Timely FROIs	Compliance	Payments Made	Timely Payments	Compliance
CA250 MAINE SCHOOL MANAGEMENT ASSOCIATION	26	22	85%	4	4	100%
Total	26	22	85% ▲	4	4	100% ▲
MAINE SCHOOL MANAGEMENT ASSOCIATION Group Total	26	22	85% ▲	4	4	100% ▲
MEADOWBROOK INSURANCE	FROIs Filed	Timely FROIs	Compliance	Payments Made	Timely Payments	Compliance
CA255 MEADOWBROOK INSURANCE	1	1	100%	1	1	100%
Total	1	1	100% ▲	1	1	100% ▲
MEADOWBROOK INSURANCE Group Total	1	1	100% ▲	1	1	100% ▲
MITSUI SUMITOMO INS CO OF AMERICA	FROIs Filed	Timely FROIs	Compliance	Payments Made	Timely Payments	Compliance
MITSUI SUMITOMO INS CO OF AMERICA	*	*	*	*	*	*
Total	*	*	*	*	*	*
MITSUI SUMITOMO INS CO OF AMERICA TPA Administered Claims	FROIs Filed	Timely FROIs	Compliance	Payments Made	Timely Payments	Compliance
CA070 CANNON COCHRAN MANAGEMENT SERVICES	1	0	0%	No Filings	No Filings	No Filings
TPA Total	1	0	0% ▼	No Filings	No Filings	No Filings
MITSUI SUMITOMO INS CO OF AMERICA Group Total	1	0	0% ▼	No Filings	No Filings	No Filings
NEXT LEVEL ADMINISTRATOR LLC	FROIs Filed	Timely FROIs	Compliance	Payments Made	Timely Payments	Compliance
CA433 NEXT LEVEL ADMINISTRATOR LLC	1	1	100%	No Filings	No Filings	No Filings
Total	1	1	100% ▲	No Filings	No Filings	No Filings
NEXT LEVEL ADMINISTRATOR LLC Group Total	1	1	100% ▲	No Filings	No Filings	No Filings

Maine Workers' Compensation Board
 Lost Time FROI Filing Benchmark: 85%
 Initial Indemnity Payment Benchmark: 87%

▲ Indicates benchmark met or exceeded
 ▼ Indicates benchmark not met

INSURANCE GROUP COMPLIANCE

Lost Time FROI and Initial Indemnity Payments

Second Quarter

4/1/2020 - 6/30/2020

Insurance Company	Total Lost Time FROIs Filed	Lost Time FROIs Filed Timely	Compliance Percentage	Total Initial Indemnity Payments Made	Initial Indemnity Payments Made Timely	Compliance Percentage
NGM INSURANCE	FROIs Filed	Timely FROIs	Compliance	Payments Made	Timely Payments	Compliance
CA265 NGM INSURANCE	No Filings	No Filings	No Filings	1	0	0%
Total	No Filings	No Filings	No Filings	1	0	0% ▼
NGM INSURANCE Group Total						
	No Filings	No Filings	No Filings	1	0	0% ▼
OLD REPUBLIC INSURANCE	FROIs Filed	Timely FROIs	Compliance	Payments Made	Timely Payments	Compliance
OLD REPUBLIC GENERAL INSURANCE CORP.	*	*	*	*	*	*
OLD REPUBLIC INSURANCE	*	*	*	*	*	*
Total	*	*	*	*	*	*
OLD REPUBLIC INSURANCE TPA Administered Claims						
CA070 CANNON COCHRAN MANAGEMENT SERVICES	6	6	100%	4	2	50%
CA190 GALLAGHER BASSETT SERVICES	6	4	67%	1	1	100%
CA300 SEDGWICK CLAIMS MANAGEMENT SERVICES	9	8	89%	1	0	0%
TPA Total	21	18	86% ▲	6	3	50% ▼
OLD REPUBLIC INSURANCE Group Total						
	21	18	86% ▲	6	3	50% ▼
PENNSYLVANIA MFG ASSN	FROIs Filed	Timely FROIs	Compliance	Payments Made	Timely Payments	Compliance
MANUFACTURERS ALLIANCE INSURANCE	*	*	*	*	*	*
PENNSYLVANIA MFG ASSN	*	*	*	*	*	*
PENNSYLVANIA MFG INDEMNITY CO	*	*	*	*	*	*
Total	*	*	*	*	*	*
PENNSYLVANIA MFG ASSN TPA Administered Claims						
CA190 GALLAGHER BASSETT SERVICES	6	4	67%	2	2	100%
CA323 THE AMERICAN EQUITY UNDERWRITERS	1	1	100%	No Filings	No Filings	No Filings
TPA Total	7	5	71% ▼	2	2	100% ▲
PENNSYLVANIA MFG ASSN Group Total						
	7	5	71% ▼	2	2	100% ▲
QBE INSURANCE GROUP	FROIs Filed	Timely FROIs	Compliance	Payments Made	Timely Payments	Compliance
QBE INSURANCE GROUP	*	*	*	*	*	*
Total	*	*	*	*	*	*
QBE INSURANCE GROUP TPA Administered Claims						
CA300 SEDGWICK CLAIMS MANAGEMENT SERVICES	4	4	100%	1	1	100%
TPA Total	4	4	100% ▲	1	1	100% ▲
QBE INSURANCE GROUP Group Total						
	4	4	100% ▲	1	1	100% ▲

INSURANCE GROUP COMPLIANCE

Lost Time FROI and Initial Indemnity Payments

Second Quarter

4/1/2020 - 6/30/2020

Insurance Company	Total Lost Time FROIs Filed	Lost Time FROIs Filed Timely	Compliance Percentage	Total Initial Indemnity Payments Made	Initial Indemnity Payments Made Timely	Compliance Percentage
SAFETY NATIONAL CASUALTY CORP SAFETY NATIONAL CASUALTY CORP	FROIs Filed	Timely FROIs	Compliance	Payments Made	Timely Payments	Compliance
Total	*	*	*	*	*	*
SAFETY NATIONAL CASUALTY CORP TPA Administered Claims						
CA040 BROADSPIRE SERVICES	2	2	100%	1	1	100%
CA116 CORVEL ENTERPRISE COMP	1	0	0%	No Filings	No Filings	No Filings
CA160 ESIS	1	1	100%	No Filings	No Filings	No Filings
CA190 GALLAGHER BASSETT SERVICES	4	4	100%	No Filings	No Filings	No Filings
CA300 SEDGWICK CLAIMS MANAGEMENT SERVICES	9	6	67%	1	1	100%
TPA Total	17	13	76% ▼	2	2	100% ▲
SAFETY NATIONAL CASUALTY CORP Group Total	17	13	76% ▼	2	2	100% ▲
SEDGWICK CLAIMS MANAGEMENT SERVICES	FROIs Filed	Timely FROIs	Compliance	Payments Made	Timely Payments	Compliance
CA300 SEDGWICK CLAIMS MANAGEMENT SERVICES	191	157	82%	59	48	81%
Total	191	157	82% ▼	59	48	81% ▼
SEDGWICK CLAIMS MANAGEMENT SERVICES Group Total	191	157	82% ▼	59	48	81% ▼
SENTRY INSURANCE	FROIs Filed	Timely FROIs	Compliance	Payments Made	Timely Payments	Compliance
CA207 FLORISTS MUTUAL INSURANCE	7	6	86%	1	1	100%
CA426 MIDDLESEX INSURANCE COMPANY	1	1	100%	No Filings	No Filings	No Filings
CA402 SENTRY CASUALTY	9	6	67%	7	5	71%
CA305 SENTRY INSURANCE	3	3	100%	2	2	100%
CA308 SENTRY SELECT INSURANCE	*	*	*	*	*	*
Total	20	16	80% ▼	10	8	80% ▼
SENTRY INSURANCE Group Total	20	16	80% ▼	10	8	80% ▼
STARR INDEMNITY INSURANCE	FROIs Filed	Timely FROIs	Compliance	Payments Made	Timely Payments	Compliance
STARR INDEMNITY INSURANCE	*	*	*	*	*	*
Total	*	*	*	*	*	*
STARR INDEMNITY INSURANCE TPA Administered Claims						
CA190 GALLAGHER BASSETT SERVICES	7	6	86%	2	2	100%
CA300 SEDGWICK CLAIMS MANAGEMENT SERVICES	3	3	100%	1	1	100%
TPA Total	10	9	90% ▲	3	3	100% ▲
STARR INDEMNITY INSURANCE Group Total	10	9	90% ▲	3	3	100% ▲
STATE OF MAINE WORKERS' COMPENSATION TRUST	FROIs Filed	Timely FROIs	Compliance	Payments Made	Timely Payments	Compliance
CA307 STATE OF MAINE WORKERS' COMPENSATION TRUST	117	99	85%	17	16	94%
Total	117	99	85% ▲	17	16	94% ▲
STATE OF MAINE WORKERS' COMPENSATION TRUST Group Total	117	99	85% ▲	17	16	94% ▲

Maine Workers' Compensation Board
 Lost Time FROI Filing Benchmark: 85%
 Initial Indemnity Payment Benchmark: 87%

▲ Indicates benchmark met or exceeded
 ▼ Indicates benchmark not met

INSURANCE GROUP COMPLIANCE

Lost Time FROI and Initial Indemnity Payments

Second Quarter

4/1/2020 - 6/30/2020

Insurance Company	Total Lost Time FROIs Filed	Lost Time FROIs Filed Timely	Compliance Percentage	Total Initial Indemnity Payments Made	Initial Indemnity Payments Made Timely	Compliance Percentage
SYNERNET	FROIs Filed	Timely FROIs	Compliance	Payments Made	Timely Payments	Compliance
CA320 SYNERNET	389	343	88%	188	175	93%
Total	389	343	88% ▲	188	175	93% ▲
SYNERNET Group Total	389	343	88% ▲	188	175	93% ▲
THE AMERICAN EQUITY UNDERWRITERS	FROIs Filed	Timely FROIs	Compliance	Payments Made	Timely Payments	Compliance
CA323 THE AMERICAN EQUITY UNDERWRITERS	6	3	50%	No Filings	No Filings	No Filings
Total	6	3	50% ▼	No Filings	No Filings	No Filings
THE AMERICAN EQUITY UNDERWRITERS Group Total	6	3	50% ▼	No Filings	No Filings	No Filings
TRAVELERS INSURANCE	FROIs Filed	Timely FROIs	Compliance	Payments Made	Timely Payments	Compliance
CA072 CHARTER OAK FIRE INSURANCE	13	7	54%	5	3	60%
CA164 FARMINGTON CASUALTY	4	2	50%	1	0	0%
CA306 STANDARD FIRE INSURANCE	4	3	75%	3	3	100%
CA347 TRAVELERS CASUALTY & SURETY	3	1	33%	2	1	50%
CA348 TRAVELERS CASUALTY INSURANCE COMPANY OF AMERICA	1	0	0%	1	1	100%
CA349 TRAVELERS COMMERCIAL CASUALTY	1	1	100%	1	1	100%
CA343 TRAVELERS INDEMNITY COMPANY	1	1	100%	No Filings	No Filings	No Filings
CA346 TRAVELERS INDEMNITY COMPANY OF AMERICA	2	1	50%	2	1	50%
CA345 TRAVELERS PROPERTY CASUALTY INSURANCE	3	2	67%	2	2	100%
Total	32	18	56% ▼	17	12	71% ▼
TRAVELERS INSURANCE TPA Administered Claims						
CA300 SEDGWICK CLAIMS MANAGEMENT SERVICES	3	3	100%	1	1	100%
TPA Total	3	3	100% ▲	1	1	100% ▲
TRAVELERS INSURANCE Group Total	35	21	60% ▼	18	13	72% ▼
TYSON FOODS INC	FROIs Filed	Timely FROIs	Compliance	Payments Made	Timely Payments	Compliance
CA435 TYSON FOODS INC	2	1	50%	1	0	0%
Total	2	1	50% ▼	1	0	0% ▼
TYSON FOODS INC Group Total	2	1	50% ▼	1	0	0% ▼
VANLINER INSURANCE	FROIs Filed	Timely FROIs	Compliance	Payments Made	Timely Payments	Compliance
CA379 VANLINER INSURANCE	3	3	100%	1	1	100%
Total	3	3	100% ▲	1	1	100% ▲
VANLINER INSURANCE Group Total	3	3	100% ▲	1	1	100% ▲
WALMART CLAIMS SERVICES	FROIs Filed	Timely FROIs	Compliance	Payments Made	Timely Payments	Compliance
CA100 WALMART CLAIMS SERVICES	172	160	93%	3	3	100%
Total	172	160	93% ▲	3	3	100% ▲
WALMART CLAIMS SERVICES Group Total	172	160	93% ▲	3	3	100% ▲

INSURANCE GROUP COMPLIANCE

Lost Time FROI and Initial Indemnity Payments

Second Quarter

4/1/2020 - 6/30/2020

Insurance Company	Total Lost Time FROIs Filed	Lost Time FROIs Filed Timely	Compliance Percentage	Total Initial Indemnity Payments Made	Initial Indemnity Payments Made Timely	Compliance Percentage
XL INSURANCE	FROIs Filed	Timely FROIs	Compliance	Payments Made	Timely Payments	Compliance
CA317 T.H.E. INSURANCE	*	*	*	*	*	*
CA384 XL INSURANCE	*	*	*	*	*	*
Total	*	*	*	*	*	*
XL INSURANCE TPA Administered Claims						
CA190 GALLAGHER BASSETT SERVICES	13	10	77%	5	3	60%
CA300 SEDGWICK CLAIMS MANAGEMENT SERVICES	4	3	75%	1	1	100%
TPA Total	17	13	76% ▼	6	4	67% ▼
XL INSURANCE Group Total	17	13	76% ▼	6	4	67% ▼
YORK RISK SERVICES	FROIs Filed	Timely FROIs	Compliance	Payments Made	Timely Payments	Compliance
CA340 YORK RISK SERVICES	3	3	100%	1	1	100%
Total	3	3	100% ▲	1	1	100% ▲
YORK RISK SERVICES Group Total	3	3	100% ▲	1	1	100% ▲
ZURICH INSURANCE	FROIs Filed	Timely FROIs	Compliance	Payments Made	Timely Payments	Compliance
CA022 AMERICAN ZURICH	10	6	60%	1	1	100%
CA400 ZURICH AMERICAN INSURANCE	2	2	100%	1	1	100%
CA404 ZURICH AMERICAN INSURANCE COMPANY OF ILLINOIS	3	2	67%	1	1	100%
Total	15	10	67% ▼	3	3	100% ▲
ZURICH INSURANCE TPA Administered Claims						
CA080 CHESTERFIELD SERVICES	*	*	*	*	*	*
CA116 CORVEL ENTERPRISE COMP	1	0	0%	1	1	100%
CA160 ESIS	2	1	50%	No Filings	No Filings	No Filings
CA190 GALLAGHER BASSETT SERVICES	5	4	80%	2	2	100%
CA300 SEDGWICK CLAIMS MANAGEMENT SERVICES	8	8	100%	1	1	100%
TPA Total	16	13	81% ▼	4	4	100% ▲
ZURICH INSURANCE Group Total	31	23	74% ▼	7	7	100% ▲

Appendix B

**Insurance Group Compliance
Initial MOP and Initial Indemnity NOC Filings
Second Quarter 2020
4/1/2020-6/30/2020**

INSURANCE GROUP COMPLIANCE

Lost Time FROI and Initial Indemnity Payments
Second Quarter
4/1/2020 - 6/30/2020

Insurance Company	Total Lost Time FROIs Filed	Lost Time FROIs Filed Timely	Compliance Percentage	Total Initial Indemnity Payments Made	Initial Indemnity Payments Made Timely	Compliance Percentage
ACADIA INSURANCE	FROIs Filed	Timely FROIs	Compliance	Payments Made	Timely Payments	Compliance
CA010 ACADIA INSURANCE	38	30	79%	11	10	91%
Total	38	30	79% ▼	11	10	91% ▲
ACADIA INSURANCE Group Total	38	30	79% ▼	11	10	91% ▲
ACCIDENT FUND INSURANCE	FROIs Filed	Timely FROIs	Compliance	Payments Made	Timely Payments	Compliance
ACCIDENT FUND INSURANCE	*	*	*	*	*	*
Total	*	*	*	*	*	*
ACCIDENT FUND INSURANCE TPA Administered Claims						
CA190 GALLAGHER BASSETT SERVICES	1	0	0%	No Filings	No Filings	No Filings
TPA Total	1	0	0% ▼	No Filings	No Filings	No Filings
ACCIDENT FUND INSURANCE Group Total	1	0	0% ▼	No Filings	No Filings	No Filings
AIG INSURANCE	FROIs Filed	Timely FROIs	Compliance	Payments Made	Timely Payments	Compliance
CA015 AIG CLAIMS, INC	12	9	75%	2	2	100%
Total	12	9	75% ▼	2	2	100% ▲
AIG INSURANCE TPA Administered Claims						
CA040 BROADSPIRE SERVICES	1	1	100%	No Filings	No Filings	No Filings
CA116 CORVEL ENTERPRISE COMP	1	0	0%	No Filings	No Filings	No Filings
CA160 ESIS	11	9	82%	6	6	100%
CA190 GALLAGHER BASSETT SERVICES	23	22	96%	7	7	100%
CA204 HELMSMAN MANAGEMENT SERVICES	1	1	100%	No Filings	No Filings	No Filings
CA300 SEDGWICK CLAIMS MANAGEMENT SERVICES	53	41	77%	25	19	76%
TPA Total	90	74	82% ▼	38	32	84% ▼
AIG INSURANCE Group Total	102	83	81% ▼	40	34	85% ▼
AIM MUTUAL GROUP	FROIs Filed	Timely FROIs	Compliance	Payments Made	Timely Payments	Compliance
CA472 AIM MUTUAL INSURANCE	3	2	67%	No Filings	No Filings	No Filings
Total	3	2	67% ▼	No Filings	No Filings	No Filings
AIM MUTUAL GROUP Group Total	3	2	67% ▼	No Filings	No Filings	No Filings
AMTRUST INSURANCE	FROIs Filed	Timely FROIs	Compliance	Payments Made	Timely Payments	Compliance
CA342 TECHNOLOGY INSURANCE	4	2	50%	No Filings	No Filings	No Filings
CA381 WESCO INSURANCE	4	0	0%	2	1	50%
Total	8	2	25% ▼	2	1	50% ▼
AMTRUST INSURANCE Group Total	8	2	25% ▼	2	1	50% ▼

INSURANCE GROUP COMPLIANCE

Lost Time FROI and Initial Indemnity Payments

Second Quarter

4/1/2020 - 6/30/2020

Insurance Company	Total Lost Time FROIs Filed	Lost Time FROIs Filed Timely	Compliance Percentage	Total Initial Indemnity Payments Made	Initial Indemnity Payments Made Timely	Compliance Percentage
ARCH INSURANCE	FROIs Filed	Timely FROIs	Compliance	Payments Made	Timely Payments	Compliance
ARCH INSURANCE	*	*	*	*	*	*
Total	*	*	*	*	*	*
ARCH INSURANCE TPA Administered Claims						
CA040 BROADSPIRE SERVICES	6	5	83%	3	3	100%
CA117 COTTINGHAM & BUTLER CLAIMS SERVICES	3	3	100%	1	1	100%
CA160 ESIS	1	0	0%	1	0	0%
CA190 GALLAGHER BASSETT SERVICES	2	1	50%	1	0	0%
CA300 SEDGWICK CLAIMS MANAGEMENT SERVICES	2	2	100%	2	2	100%
CA340 YORK RISK SERVICES	1	1	100%	No Filings	No Filings	No Filings
TPA Total	15	12	80% ▼	8	6	75% ▼
ARCH INSURANCE Group Total	15	12	80% ▼	8	6	75% ▼
BATH IRON WORKS	FROIs Filed	Timely FROIs	Compliance	Payments Made	Timely Payments	Compliance
CA036 BATH IRON WORKS	24	23	96%	18	17	94%
Total	24	23	96% ▲	18	17	94% ▲
BATH IRON WORKS Group Total	24	23	96% ▲	18	17	94% ▲
BERKSHIRE HATHAWAY INSURANCE	FROIs Filed	Timely FROIs	Compliance	Payments Made	Timely Payments	Compliance
CA114 BERKSHIRE HATHAWAY HOMESTATE INSURANCE	1	0	0%	1	0	0%
Total	1	0	0% ▼	1	0	0% ▼
BERKSHIRE HATHAWAY INSURANCE Group Total	1	0	0% ▼	1	0	0% ▼
BROADSPIRE SERVICES	FROIs Filed	Timely FROIs	Compliance	Payments Made	Timely Payments	Compliance
CA040 BROADSPIRE SERVICES	18	16	89%	4	4	100%
Total	18	16	89% ▲	4	4	100% ▲
BROADSPIRE SERVICES Group Total	18	16	89% ▲	4	4	100% ▲
CANNON COCHRAN MANAGEMENT SERVICES	FROIs Filed	Timely FROIs	Compliance	Payments Made	Timely Payments	Compliance
CA070 CANNON COCHRAN MANAGEMENT SERVICES	47	41	87%	10	8	80%
Total	47	41	87% ▲	10	8	80% ▼
CANNON COCHRAN MANAGEMENT SERVICES Group Total	47	41	87% ▲	10	8	80% ▼
CHESTERFIELD SERVICES	FROIs Filed	Timely FROIs	Compliance	Payments Made	Timely Payments	Compliance
CA022 AMERICAN ZURICH	*	*	*	*	*	*
CA400 ZURICH AMERICAN INSURANCE	*	*	*	*	*	*
Total	*	*	*	*	*	*
CHESTERFIELD SERVICES Group Total	*	*	*	*	*	*

INSURANCE GROUP COMPLIANCE

Lost Time FROI and Initial Indemnity Payments

Second Quarter

4/1/2020 - 6/30/2020

Insurance Company	Total Lost Time FROIs Filed	Lost Time FROIs Filed Timely	Compliance Percentage	Total Initial Indemnity Payments Made	Initial Indemnity Payments Made Timely	Compliance Percentage
CHUBB INSURANCE	FROIs Filed	Timely FROIs	Compliance	Payments Made	Timely Payments	Compliance
ACE AMERICAN INSURANCE COMPANY	*	*	*	*	*	*
ACE INSURANCE	*	*	*	*	*	*
CA046 CHUBB INSURANCE	*	*	*	*	*	*
CA090 FEDERAL INSURANCE	*	*	*	*	*	*
INDEMNITY INS CO OF NORTH AMERICA	*	*	*	*	*	*
PACIFIC INDEMNITY CO	*	*	*	*	*	*
Total	*	*	*	*	*	*
CHUBB INSURANCE TPA Administered Claims						
CA040 BROADSPIRE SERVICES	1	1	100%	No Filings	No Filings	No Filings
CA070 CANNON COCHRAN MANAGEMENT SERVICES	3	1	33%	No Filings	No Filings	No Filings
CA110 CONSTITUTION STATE SERVICES	2	1	50%	2	2	100%
CA116 CORVEL ENTERPRISE COMP	3	2	67%	No Filings	No Filings	No Filings
CA117 COTTINGHAM & BUTLER CLAIMS SERVICES	1	1	100%	1	1	100%
CA160 ESIS	6	3	50%	5	4	80%
CA190 GALLAGHER BASSETT SERVICES	11	9	82%	6	4	67%
CA204 HELMSMAN MANAGEMENT SERVICES	1	1	100%	No Filings	No Filings	No Filings
CA300 SEDGWICK CLAIMS MANAGEMENT SERVICES	48	41	85%	13	13	100%
CA340 YORK RISK SERVICES	2	2	100%	1	1	100%
TPA Total	78	62	79% ▼	28	25	89% ▲
CHUBB INSURANCE Group Total	78	62	79% ▼	28	25	89% ▲
CIANBRO CORPORATION	FROIs Filed	Timely FROIs	Compliance	Payments Made	Timely Payments	Compliance
CA085 CIANBRO CORPORATION	1	0	0%	No Filings	No Filings	No Filings
Total	1	0	0% ▼	No Filings	No Filings	No Filings
CIANBRO CORPORATION Group Total	1	0	0% ▼	No Filings	No Filings	No Filings
CNA INSURANCE	FROIs Filed	Timely FROIs	Compliance	Payments Made	Timely Payments	Compliance
CA050 CONTINENTAL CASUALTY	1	1	100%	1	1	100%
CA271 NATIONAL FIRE INSURANCE	1	1	100%	No Filings	No Filings	No Filings
CA087 THE CONTINENTAL INSURANCE	No Filings	No Filings	No Filings	1	1	100%
Total	2	2	100% ▲	2	2	100% ▲
CNA INSURANCE TPA Administered Claims						
CA040 BROADSPIRE SERVICES	1	1	100%	No Filings	No Filings	No Filings
CA190 GALLAGHER BASSETT SERVICES	1	1	100%	No Filings	No Filings	No Filings
TPA Total	2	2	100% ▲	No Filings	No Filings	No Filings
CNA INSURANCE Group Total	4	4	100% ▲	2	2	100% ▲

INSURANCE GROUP COMPLIANCE

Lost Time FROI and Initial Indemnity Payments

Second Quarter

4/1/2020 - 6/30/2020

Insurance Company	Total Lost Time FROIs Filed	Lost Time FROIs Filed Timely	Compliance Percentage	Total Initial Indemnity Payments Made	Initial Indemnity Payments Made Timely	Compliance Percentage
CONSTITUTION STATE SERVICES	FROIs Filed	Timely FROIs	Compliance	Payments Made	Timely Payments	Compliance
CA110 CONSTITUTION STATE SERVICES	2	1	50%	2	2	100%
Total	2	1	50% ▼	2	2	100% ▲
CONSTITUTION STATE SERVICES Group Total	2	1	50% ▼	2	2	100% ▲
CORVEL ENTERPRISE COMP	FROIs Filed	Timely FROIs	Compliance	Payments Made	Timely Payments	Compliance
CA116 CORVEL ENTERPRISE COMP	7	2	29%	2	2	100%
Total	7	2	29% ▼	2	2	100% ▲
CORVEL ENTERPRISE COMP Group Total	7	2	29% ▼	2	2	100% ▲
COTTINGHAM & BUTLER CLAIMS SERVICES	FROIs Filed	Timely FROIs	Compliance	Payments Made	Timely Payments	Compliance
CA117 COTTINGHAM & BUTLER CLAIMS SERVICES	4	4	100%	2	2	100%
Total	4	4	100% ▲	2	2	100% ▲
COTTINGHAM & BUTLER CLAIMS SERVICES Group Total	4	4	100% ▲	2	2	100% ▲
CROSS INSURANCE	FROIs Filed	Timely FROIs	Compliance	Payments Made	Timely Payments	Compliance
CA093 CROSS INSURANCE	308	290	94%	55	51	93%
Total	308	290	94% ▲	55	51	93% ▲
CROSS INSURANCE Group Total	308	290	94% ▲	55	51	93% ▲
EASTERN ALLIANCE INSURANCE	FROIs Filed	Timely FROIs	Compliance	Payments Made	Timely Payments	Compliance
CA141 EASTERN ALLIANCE INSURANCE	46	35	76%	15	14	93%
Total	46	35	76% ▼	15	14	93% ▲
EASTERN ALLIANCE INSURANCE Group Total	46	35	76% ▼	15	14	93% ▲
ELECTRIC INSURANCE	FROIs Filed	Timely FROIs	Compliance	Payments Made	Timely Payments	Compliance
CA150 ELECTRIC INSURANCE	*	*	*	*	*	*
Total	*	*	*	*	*	*
ELECTRIC INSURANCE TPA Administered Claims	FROIs Filed	Timely FROIs	Compliance	Payments Made	Timely Payments	Compliance
CA300 SEDGWICK CLAIMS MANAGEMENT SERVICES	5	5	100%	No Filings	No Filings	No Filings
TPA Total	5	5	100% ▲	No Filings	No Filings	No Filings
ELECTRIC INSURANCE Group Total	5	5	100% ▲	No Filings	No Filings	No Filings

INSURANCE GROUP COMPLIANCE
 Lost Time FROI and Initial Indemnity Payments
 Second Quarter
 4/1/2020 - 6/30/2020

Insurance Company	Total Lost Time FROIs Filed	Lost Time FROIs Filed Timely	Compliance Percentage	Total Initial Indemnity Payments Made	Initial Indemnity Payments Made Timely	Compliance Percentage
EMPLOYERS HOLDING INSURANCE	FROIs Filed	Timely FROIs	Compliance	Payments Made	Timely Payments	Compliance
CA480 EMPLOYERS ASSURANCE COMPANY	*	*	*	*	*	*
CA481 EMPLOYERS COMPENSATION INSURANCE	*	*	*	*	*	*
CA479 EMPLOYERS PREFERRED INSURANCE	*	*	*	*	*	*
Total	*	*	*	*	*	*
EMPLOYERS HOLDING INSURANCE TPA Administered Claims						
CA040 BROADSPIRE SERVICES	2	2	100%	No Filings	No Filings	No Filings
TPA Total	2	2	100% ▲	No Filings	No Filings	No Filings
EMPLOYERS HOLDING INSURANCE Group Total	2	2	100% ▲	No Filings	No Filings	No Filings
ESIS	FROIs Filed	Timely FROIs	Compliance	Payments Made	Timely Payments	Compliance
CA160 ESIS	22	14	64%	12	10	83%
Total	22	14	64% ▼	12	10	83% ▼
ESIS Group Total	22	14	64% ▼	12	10	83% ▼
EVEREST REINS HOLDINGS GROUP	FROIs Filed	Timely FROIs	Compliance	Payments Made	Timely Payments	Compliance
EVEREST REINS HOLDINGS	*	*	*	*	*	*
Total	*	*	*	*	*	*
EVEREST REINS HOLDINGS GROUP TPA Administered Claims						
CA300 SEDGWICK CLAIMS MANAGEMENT SERVICES	1	0	0%	1	1	100%
TPA Total	1	0	0% ▼	1	1	100% ▲
EVEREST REINS HOLDINGS GROUP Group Total	1	0	0% ▼	1	1	100% ▲
FEDERATED MUTUAL INSURANCE	FROIs Filed	Timely FROIs	Compliance	Payments Made	Timely Payments	Compliance
CA091 FEDERATED MUTUAL INSURANCE	7	2	29%	3	3	100%
CA439 FEDERATED RESERVE	*	*	*	*	*	*
CA092 FEDERATED SERVICE INSURANCE	*	*	*	*	*	*
Total	7	2	29% ▼	3	3	100% ▲
FEDERATED MUTUAL INSURANCE Group Total	7	2	29% ▼	3	3	100% ▲
FUTURECOMP	FROIs Filed	Timely FROIs	Compliance	Payments Made	Timely Payments	Compliance
CA175 FUTURECOMP	33	31	94%	7	7	100%
Total	33	31	94% ▲	7	7	100% ▲
FUTURECOMP Group Total	33	31	94% ▲	7	7	100% ▲
GALLAGHER BASSETT SERVICES	FROIs Filed	Timely FROIs	Compliance	Payments Made	Timely Payments	Compliance
CA190 GALLAGHER BASSETT SERVICES	86	69	80%	27	22	81%
Total	86	69	80% ▼	27	22	81% ▼
GALLAGHER BASSETT SERVICES Group Total	86	69	80% ▼	27	22	81% ▼

Maine Workers' Compensation Board
 Lost Time FROI Filing Benchmark: 85%
 Initial Indemnity Payment Benchmark: 87%

▲ Indicates benchmark met or exceeded
 ▼ Indicates benchmark not met

INSURANCE GROUP COMPLIANCE

Lost Time FROI and Initial Indemnity Payments

Second Quarter

4/1/2020 - 6/30/2020

Insurance Company	Total Lost Time FROIs Filed	Lost Time FROIs Filed Timely	Compliance Percentage	Total Initial Indemnity Payments Made	Initial Indemnity Payments Made Timely	Compliance Percentage
GREAT AMERICAN INSURANCE	FROIs Filed	Timely FROIs	Compliance	Payments Made	Timely Payments	Compliance
CA193 GREAT AMERICAN INSURANCE	2	1	50%	No Filings	No Filings	No Filings
Total	2	1	50% ▼	No Filings	No Filings	No Filings
GREAT AMERICAN INSURANCE TPA Administered Claims						
CA323 THE AMERICAN EQUITY UNDERWRITERS	5	2	40%	No Filings	No Filings	No Filings
TPA Total	5	2	40% ▼	No Filings	No Filings	No Filings
GREAT AMERICAN INSURANCE Group Total	7	3	43% ▼	No Filings	No Filings	No Filings
GREAT WEST CASUALTY	FROIs Filed	Timely FROIs	Compliance	Payments Made	Timely Payments	Compliance
CA196 GREAT WEST CASUALTY	1	0	0%	1	1	100%
Total	1	0	0% ▼	1	1	100% ▲
GREAT WEST INSURANCE Group Total	1	0	0% ▼	1	1	100% ▲
GUARD INSURANCE	FROIs Filed	Timely FROIs	Compliance	Payments Made	Timely Payments	Compliance
CA019 AMGUARD INSURANCE	5	1	20%	No Filings	No Filings	No Filings
CA140 EASTGUARD INSURANCE	3	2	67%	No Filings	No Filings	No Filings
CA272 NORGUARD INSURANCE	1	1	100%	No Filings	No Filings	No Filings
Total	9	4	44% ▼	No Filings	No Filings	No Filings
GUARD INSURANCE TPA Administered Claims						
CA190 GALLAGHER BASSETT SERVICES	*	*	*	*	*	*
TPA Total	*	*	*	*	*	*
GUARD INSURANCE Group Total	9	4	44% ▼	No Filings	No Filings	No Filings
HANNAFORD BROTHERS	FROIs Filed	Timely FROIs	Compliance	Payments Made	Timely Payments	Compliance
CA201 HANNAFORD BROTHERS	42	28	67%	21	20	95%
Total	42	28	67% ▼	21	20	95% ▲
HANNAFORD BROTHERS Group Total	42	28	67% ▼	21	20	95% ▲
HANOVER INSURANCE	FROIs Filed	Timely FROIs	Compliance	Payments Made	Timely Payments	Compliance
CA428 ALLMERICA FINANCIAL BENEFIT INSURANCE	1	1	100%	No Filings	No Filings	No Filings
CA048 CITIZENS INSURANCE COMPANY OF AMERICA	3	3	100%	No Filings	No Filings	No Filings
CA202 HANOVER INSURANCE	3	1	33%	1	1	100%
CA228 MASSACHUSETTS BAY INSURANCE	2	1	50%	No Filings	No Filings	No Filings
Total	9	6	67% ▼	1	1	100% ▲
HANOVER INSURANCE Group Total	9	6	67% ▼	1	1	100% ▲

INSURANCE GROUP COMPLIANCE

Lost Time FROI and Initial Indemnity Payments

Second Quarter

4/1/2020 - 6/30/2020

Insurance Company	Total Lost Time FROIs Filed	Lost Time FROIs Filed Timely	Compliance Percentage	Total Initial Indemnity Payments Made	Initial Indemnity Payments Made Timely	Compliance Percentage
HARTFORD INSURANCE	FROIs Filed	Timely FROIs	Compliance	Payments Made	Timely Payments	Compliance
CA188 HARTFORD ACCIDENT & INDEMNITY	*	*	*	*	*	*
CA185 HARTFORD CASUALTY INSURANCE	2	2	100%	1	0	0%
CA203 HARTFORD FIRE INSURANCE	1	1	100%	1	1	100%
CA186 HARTFORD INSURANCE COMPANY OF THE MIDWEST	2	2	100%	2	2	100%
CA187 HARTFORD UNDERWRITERS INSURANCE	8	5	63%	5	2	40%
CA288 PROPERTY & CASUALTY INSURANCE COMPANY OF HARTFORD	1	1	100%	No Filings	No Filings	No Filings
CA296 SENTINEL INSURANCE	*	*	*	*	*	*
CA319 TRUMBULL INSURANCE	2	1	50%	1	1	100%
CA321 TWIN CITY FIRE INSURANCE	*	*	*	*	*	*
Total	16	12	75% ▼	10	6	60% ▼
HARTFORD INSURANCE TPA Administered Claims						
CA070 CANNON COCHRAN MANAGEMENT SERVICES	2	2	100%	No Filings	No Filings	No Filings
CA116 CORVEL ENTERPRISE COMP	1	0	0%	No Filings	No Filings	No Filings
CA300 SEDGWICK CLAIMS MANAGEMENT SERVICES	2	2	100%	No Filings	No Filings	No Filings
TPA Total	5	4	80% ▼	No Filings	No Filings	No Filings
HARTFORD INSURANCE Group Total	21	16	76% ▼	10	6	60% ▼
HELMSMAN MANAGEMENT SERVICES	FROIs Filed	Timely FROIs	Compliance	Payments Made	Timely Payments	Compliance
CA204 HELMSMAN MANAGEMENT SERVICES	10	10	100%	2	2	100%
Total	10	10	100% ▲	2	2	100% ▲
HELMSMAN MANAGEMENT SERVICES Group Total	10	10	100% ▲	2	2	100% ▲
LIBERTY MUTUAL INSURANCE	FROIs Filed	Timely FROIs	Compliance	Payments Made	Timely Payments	Compliance
CA003 AMERICAN FIRE & CASUALTY INSURANCE	1	0	0%	No Filings	No Filings	No Filings
CA380 EMPLOYERS INSURANCE OF WAUSAU	3	3	100%	No Filings	No Filings	No Filings
CA210 LIBERTY MUTUAL INSURANCE	57	46	81%	17	15	88%
CA406 OHIO CASUALTY INSURANCE	4	4	100%	2	2	100%
CA407 OHIO SECURITY INSURANCE	5	4	80%	3	2	67%
CA408 WEST AMERICAN INSURANCE	*	*	*	*	*	*
Total	70	57	81% ▼	22	19	86% ▼
LIBERTY MUTUAL INSURANCE Group Total	70	57	81% ▼	22	19	86% ▼
MAINE AUTOMOBILE DEALERS ASSOCIATION	FROIs Filed	Timely FROIs	Compliance	Payments Made	Timely Payments	Compliance
CA220 MAINE AUTOMOBILE DEALERS ASSOCIATION	28	21	75%	No Filings	No Filings	No Filings
Total	28	21	75% ▼	No Filings	No Filings	No Filings
MAINE AUTOMOBILE DEALERS ASSOCIATION Group Total	28	21	75% ▼	No Filings	No Filings	No Filings

Maine Workers' Compensation Board
 Lost Time FROI Filing Benchmark: 85%
 Initial Indemnity Payment Benchmark: 87%

▲ Indicates benchmark met or exceeded
 ▼ Indicates benchmark not met

INSURANCE GROUP COMPLIANCE

Lost Time FROI and Initial Indemnity Payments

Second Quarter

4/1/2020 - 6/30/2020

Insurance Company	Total Lost Time FROIs Filed	Lost Time FROIs Filed Timely	Compliance Percentage	Total Initial Indemnity Payments Made	Initial Indemnity Payments Made Timely	Compliance Percentage
MAINE EMPLOYERS' MUTUAL INSURANCE	FROIs Filed	Timely FROIs	Compliance	Payments Made	Timely Payments	Compliance
CA260 MAINE EMPLOYERS' MUTUAL INSURANCE	958	796	83%	253	240	95%
Total	958	796	83% ▼	253	240	95% ▲
MAINE EMPLOYERS' MUTUAL INSURANCE Group Total	958	796	83% ▼	253	240	95% ▲
MAINE HEALTHCARE ASSOCIATION	FROIs Filed	Timely FROIs	Compliance	Payments Made	Timely Payments	Compliance
CA234 MAINE HEALTHCARE ASSOCIATION	28	26	93%	18	15	83%
Total	28	26	93% ▲	18	15	83% ▼
MAINE HEALTHCARE ASSOCIATION Group Total	28	26	93% ▲	18	15	83% ▼
MAINE MOTOR TRANSPORT ASSOCIATION	FROIs Filed	Timely FROIs	Compliance	Payments Made	Timely Payments	Compliance
CA230 MAINE MOTOR TRANSPORT ASSOCIATION	27	25	93%	2	2	100%
Total	27	25	93% ▲	2	2	100% ▲
MAINE MOTOR TRANSPORT ASSOCIATION Group Total	27	25	93% ▲	2	2	100% ▲
MAINE MUNICIPAL ASSOCIATION	FROIs Filed	Timely FROIs	Compliance	Payments Made	Timely Payments	Compliance
CA225 MAINE MUNICIPAL ASSOCIATION	154	147	95%	32	26	81%
Total	154	147	95% ▲	32	26	81% ▼
MAINE MUNICIPAL ASSOCIATION Group Total	154	147	95% ▲	32	26	81% ▼
MAINE SCHOOL MANAGEMENT ASSOCIATION	FROIs Filed	Timely FROIs	Compliance	Payments Made	Timely Payments	Compliance
CA250 MAINE SCHOOL MANAGEMENT ASSOCIATION	26	22	85%	4	4	100%
Total	26	22	85% ▲	4	4	100% ▲
MAINE SCHOOL MANAGEMENT ASSOCIATION Group Total	26	22	85% ▲	4	4	100% ▲
MEADOWBROOK INSURANCE	FROIs Filed	Timely FROIs	Compliance	Payments Made	Timely Payments	Compliance
CA255 MEADOWBROOK INSURANCE	1	1	100%	1	1	100%
Total	1	1	100% ▲	1	1	100% ▲
MEADOWBROOK INSURANCE Group Total	1	1	100% ▲	1	1	100% ▲
MITSUI SUMITOMO INS CO OF AMERICA	FROIs Filed	Timely FROIs	Compliance	Payments Made	Timely Payments	Compliance
MITSUI SUMITOMO INS CO OF AMERICA	*	*	*	*	*	*
Total	*	*	*	*	*	*
MITSUI SUMITOMO INS CO OF AMERICA TPA Administered Claims	FROIs Filed	Timely FROIs	Compliance	Payments Made	Timely Payments	Compliance
CA070 CANNON COCHRAN MANAGEMENT SERVICES	1	0	0%	No Filings	No Filings	No Filings
TPA Total	1	0	0% ▼	No Filings	No Filings	No Filings
MITSUI SUMITOMO INS CO OF AMERICA Group Total	1	0	0% ▼	No Filings	No Filings	No Filings
NEXT LEVEL ADMINISTRATOR LLC	FROIs Filed	Timely FROIs	Compliance	Payments Made	Timely Payments	Compliance
CA433 NEXT LEVEL ADMINISTRATOR LLC	1	1	100%	No Filings	No Filings	No Filings
Total	1	1	100% ▲	No Filings	No Filings	No Filings
NEXT LEVEL ADMINISTRATOR LLC Group Total	1	1	100% ▲	No Filings	No Filings	No Filings

Maine Workers' Compensation Board
 Lost Time FROI Filing Benchmark: 85%
 Initial Indemnity Payment Benchmark: 87%

▲ Indicates benchmark met or exceeded
 ▼ Indicates benchmark not met

INSURANCE GROUP COMPLIANCE

Lost Time FROI and Initial Indemnity Payments

Second Quarter

4/1/2020 - 6/30/2020

Insurance Company	Total Lost Time FROIs Filed	Lost Time FROIs Filed Timely	Compliance Percentage	Total Initial Indemnity Payments Made	Initial Indemnity Payments Made Timely	Compliance Percentage
NGM INSURANCE	FROIs Filed	Timely FROIs	Compliance	Payments Made	Timely Payments	Compliance
CA265 NGM INSURANCE	No Filings	No Filings	No Filings	1	0	0%
Total	No Filings	No Filings	No Filings	1	0	0% ▼
NGM INSURANCE Group Total						
	No Filings	No Filings	No Filings	1	0	0% ▼
OLD REPUBLIC INSURANCE	FROIs Filed	Timely FROIs	Compliance	Payments Made	Timely Payments	Compliance
OLD REPUBLIC GENERAL INSURANCE CORP.	*	*	*	*	*	*
OLD REPUBLIC INSURANCE	*	*	*	*	*	*
Total	*	*	*	*	*	*
OLD REPUBLIC INSURANCE TPA Administered Claims						
CA070 CANNON COCHRAN MANAGEMENT SERVICES	6	6	100%	4	2	50%
CA190 GALLAGHER BASSETT SERVICES	6	4	67%	1	1	100%
CA300 SEDGWICK CLAIMS MANAGEMENT SERVICES	9	8	89%	1	0	0%
TPA Total	21	18	86% ▲	6	3	50% ▼
OLD REPUBLIC INSURANCE Group Total						
	21	18	86% ▲	6	3	50% ▼
PENNSYLVANIA MFG ASSN	FROIs Filed	Timely FROIs	Compliance	Payments Made	Timely Payments	Compliance
MANUFACTURERS ALLIANCE INSURANCE	*	*	*	*	*	*
PENNSYLVANIA MFG ASSN	*	*	*	*	*	*
PENNSYLVANIA MFG INDEMNITY CO	*	*	*	*	*	*
Total	*	*	*	*	*	*
PENNSYLVANIA MFG ASSN TPA Administered Claims						
CA190 GALLAGHER BASSETT SERVICES	6	4	67%	2	2	100%
CA323 THE AMERICAN EQUITY UNDERWRITERS	1	1	100%	No Filings	No Filings	No Filings
TPA Total	7	5	71% ▼	2	2	100% ▲
PENNSYLVANIA MFG ASSN Group Total						
	7	5	71% ▼	2	2	100% ▲
QBE INSURANCE GROUP	FROIs Filed	Timely FROIs	Compliance	Payments Made	Timely Payments	Compliance
QBE INSURANCE GROUP	*	*	*	*	*	*
Total	*	*	*	*	*	*
QBE INSURANCE GROUP TPA Administered Claims						
CA300 SEDGWICK CLAIMS MANAGEMENT SERVICES	4	4	100%	1	1	100%
TPA Total	4	4	100% ▲	1	1	100% ▲
QBE INSURANCE GROUP Group Total						
	4	4	100% ▲	1	1	100% ▲

INSURANCE GROUP COMPLIANCE

Lost Time FROI and Initial Indemnity Payments

Second Quarter

4/1/2020 - 6/30/2020

Insurance Company	Total Lost Time FROIs Filed	Lost Time FROIs Filed Timely	Compliance Percentage	Total Initial Indemnity Payments Made	Initial Indemnity Payments Made Timely	Compliance Percentage
SAFETY NATIONAL CASUALTY CORP SAFETY NATIONAL CASUALTY CORP	FROIs Filed	Timely FROIs	Compliance	Payments Made	Timely Payments	Compliance
Total	*	*	*	*	*	*
SAFETY NATIONAL CASUALTY CORP TPA Administered Claims						
CA040 BROADSPIRE SERVICES	2	2	100%	1	1	100%
CA116 CORVEL ENTERPRISE COMP	1	0	0%	No Filings	No Filings	No Filings
CA160 ESIS	1	1	100%	No Filings	No Filings	No Filings
CA190 GALLAGHER BASSETT SERVICES	4	4	100%	No Filings	No Filings	No Filings
CA300 SEDGWICK CLAIMS MANAGEMENT SERVICES	9	6	67%	1	1	100%
TPA Total	17	13	76% ▼	2	2	100% ▲
SAFETY NATIONAL CASUALTY CORP Group Total	17	13	76% ▼	2	2	100% ▲
SEDGWICK CLAIMS MANAGEMENT SERVICES	FROIs Filed	Timely FROIs	Compliance	Payments Made	Timely Payments	Compliance
CA300 SEDGWICK CLAIMS MANAGEMENT SERVICES	191	157	82%	59	48	81%
Total	191	157	82% ▼	59	48	81% ▼
SEDGWICK CLAIMS MANAGEMENT SERVICES Group Total	191	157	82% ▼	59	48	81% ▼
SENTRY INSURANCE	FROIs Filed	Timely FROIs	Compliance	Payments Made	Timely Payments	Compliance
CA207 FLORISTS MUTUAL INSURANCE	7	6	86%	1	1	100%
CA426 MIDDLESEX INSURANCE COMPANY	1	1	100%	No Filings	No Filings	No Filings
CA402 SENTRY CASUALTY	9	6	67%	7	5	71%
CA305 SENTRY INSURANCE	3	3	100%	2	2	100%
CA308 SENTRY SELECT INSURANCE	*	*	*	*	*	*
Total	20	16	80% ▼	10	8	80% ▼
SENTRY INSURANCE Group Total	20	16	80% ▼	10	8	80% ▼
STARR INDEMNITY INSURANCE	FROIs Filed	Timely FROIs	Compliance	Payments Made	Timely Payments	Compliance
STARR INDEMNITY INSURANCE	*	*	*	*	*	*
Total	*	*	*	*	*	*
STARR INDEMNITY INSURANCE TPA Administered Claims						
CA190 GALLAGHER BASSETT SERVICES	7	6	86%	2	2	100%
CA300 SEDGWICK CLAIMS MANAGEMENT SERVICES	3	3	100%	1	1	100%
TPA Total	10	9	90% ▲	3	3	100% ▲
STARR INDEMNITY INSURANCE Group Total	10	9	90% ▲	3	3	100% ▲
STATE OF MAINE WORKERS' COMPENSATION TRUST	FROIs Filed	Timely FROIs	Compliance	Payments Made	Timely Payments	Compliance
CA307 STATE OF MAINE WORKERS' COMPENSATION TRUST	117	99	85%	17	16	94%
Total	117	99	85% ▲	17	16	94% ▲
STATE OF MAINE WORKERS' COMPENSATION TRUST Group Total	117	99	85% ▲	17	16	94% ▲

Maine Workers' Compensation Board
 Lost Time FROI Filing Benchmark: 85%
 Initial Indemnity Payment Benchmark: 87%

▲ Indicates benchmark met or exceeded
 ▼ Indicates benchmark not met

INSURANCE GROUP COMPLIANCE

Lost Time FROI and Initial Indemnity Payments

Second Quarter

4/1/2020 - 6/30/2020

Insurance Company	Total Lost Time FROIs Filed	Lost Time FROIs Filed Timely	Compliance Percentage	Total Initial Indemnity Payments Made	Initial Indemnity Payments Made Timely	Compliance Percentage
SYNERNET	FROIs Filed	Timely FROIs	Compliance	Payments Made	Timely Payments	Compliance
CA320 SYNERNET	389	343	88%	188	175	93%
Total	389	343	88% ▲	188	175	93% ▲
SYNERNET Group Total	389	343	88% ▲	188	175	93% ▲
THE AMERICAN EQUITY UNDERWRITERS	FROIs Filed	Timely FROIs	Compliance	Payments Made	Timely Payments	Compliance
CA323 THE AMERICAN EQUITY UNDERWRITERS	6	3	50%	No Filings	No Filings	No Filings
Total	6	3	50% ▼	No Filings	No Filings	No Filings
THE AMERICAN EQUITY UNDERWRITERS Group Total	6	3	50% ▼	No Filings	No Filings	No Filings
TRAVELERS INSURANCE	FROIs Filed	Timely FROIs	Compliance	Payments Made	Timely Payments	Compliance
CA072 CHARTER OAK FIRE INSURANCE	13	7	54%	5	3	60%
CA164 FARMINGTON CASUALTY	4	2	50%	1	0	0%
CA306 STANDARD FIRE INSURANCE	4	3	75%	3	3	100%
CA347 TRAVELERS CASUALTY & SURETY	3	1	33%	2	1	50%
CA348 TRAVELERS CASUALTY INSURANCE COMPANY OF AMERICA	1	0	0%	1	1	100%
CA349 TRAVELERS COMMERCIAL CASUALTY	1	1	100%	1	1	100%
CA343 TRAVELERS INDEMNITY COMPANY	1	1	100%	No Filings	No Filings	No Filings
CA346 TRAVELERS INDEMNITY COMPANY OF AMERICA	2	1	50%	2	1	50%
CA345 TRAVELERS PROPERTY CASUALTY INSURANCE	3	2	67%	2	2	100%
Total	32	18	56% ▼	17	12	71% ▼
TRAVELERS INSURANCE TPA Administered Claims						
CA300 SEDGWICK CLAIMS MANAGEMENT SERVICES	3	3	100%	1	1	100%
TPA Total	3	3	100% ▲	1	1	100% ▲
TRAVELERS INSURANCE Group Total	35	21	60% ▼	18	13	72% ▼
TYSON FOODS INC	FROIs Filed	Timely FROIs	Compliance	Payments Made	Timely Payments	Compliance
CA435 TYSON FOODS INC	2	1	50%	1	0	0%
Total	2	1	50% ▼	1	0	0% ▼
TYSON FOODS INC Group Total	2	1	50% ▼	1	0	0% ▼
VANLINER INSURANCE	FROIs Filed	Timely FROIs	Compliance	Payments Made	Timely Payments	Compliance
CA379 VANLINER INSURANCE	3	3	100%	1	1	100%
Total	3	3	100% ▲	1	1	100% ▲
VANLINER INSURANCE Group Total	3	3	100% ▲	1	1	100% ▲
WALMART CLAIMS SERVICES	FROIs Filed	Timely FROIs	Compliance	Payments Made	Timely Payments	Compliance
CA100 WALMART CLAIMS SERVICES	172	160	93%	3	3	100%
Total	172	160	93% ▲	3	3	100% ▲
WALMART CLAIMS SERVICES Group Total	172	160	93% ▲	3	3	100% ▲

INSURANCE GROUP COMPLIANCE

Lost Time FROI and Initial Indemnity Payments

Second Quarter

4/1/2020 - 6/30/2020

Insurance Company	Total Lost Time FROIs Filed	Lost Time FROIs Filed Timely	Compliance Percentage	Total Initial Indemnity Payments Made	Initial Indemnity Payments Made Timely	Compliance Percentage
XL INSURANCE	FROIs Filed	Timely FROIs	Compliance	Payments Made	Timely Payments	Compliance
CA317 T.H.E. INSURANCE	*	*	*	*	*	*
CA384 XL INSURANCE	*	*	*	*	*	*
Total	*	*	*	*	*	*
XL INSURANCE TPA Administered Claims						
CA190 GALLAGHER BASSETT SERVICES	13	10	77%	5	3	60%
CA300 SEDGWICK CLAIMS MANAGEMENT SERVICES	4	3	75%	1	1	100%
TPA Total	17	13	76% ▼	6	4	67% ▼
XL INSURANCE Group Total	17	13	76% ▼	6	4	67% ▼
YORK RISK SERVICES	FROIs Filed	Timely FROIs	Compliance	Payments Made	Timely Payments	Compliance
CA340 YORK RISK SERVICES	3	3	100%	1	1	100%
Total	3	3	100% ▲	1	1	100% ▲
YORK RISK SERVICES Group Total	3	3	100% ▲	1	1	100% ▲
ZURICH INSURANCE	FROIs Filed	Timely FROIs	Compliance	Payments Made	Timely Payments	Compliance
CA022 AMERICAN ZURICH	10	6	60%	1	1	100%
CA400 ZURICH AMERICAN INSURANCE	2	2	100%	1	1	100%
CA404 ZURICH AMERICAN INSURANCE COMPANY OF ILLINOIS	3	2	67%	1	1	100%
Total	15	10	67% ▼	3	3	100% ▲
ZURICH INSURANCE TPA Administered Claims						
CA080 CHESTERFIELD SERVICES	*	*	*	*	*	*
CA116 CORVEL ENTERPRISE COMP	1	0	0%	1	1	100%
CA160 ESIS	2	1	50%	No Filings	No Filings	No Filings
CA190 GALLAGHER BASSETT SERVICES	5	4	80%	2	2	100%
CA300 SEDGWICK CLAIMS MANAGEMENT SERVICES	8	8	100%	1	1	100%
TPA Total	16	13	81% ▼	4	4	100% ▲
ZURICH INSURANCE Group Total	31	23	74% ▼	7	7	100% ▲

Appendix B

**Insurance Group Compliance
Initial MOP and Initial Indemnity NOC Filings
Second Quarter 2020
4/1/2020-6/30/2020**

INSURANCE GROUP COMPLIANCE

Initial MOP and Initial Indemnity NOC Filings

Second Quarter

4/1/2020 -6/30/2020

Insurance Company	Total Initial MOPs Filed	Initial MOPs Filed Timely	Compliance Percentage	Total Initial Indemnity NOCs Filed	Initial Indemnity NOCs Filed Timely	Compliance Percentage
ACADIA INSURANCE	MOPs Filed	Timely MOPs	Compliance	NOCs Filed	Timely NOCs	Compliance
CA010 ACADIA INSURANCE	11	7	64%	3	3	100%
Total	11	7	64% ▼	3	3	100% ▲
ACADIA INSURANCE Group Total	11	7	64% ▼	3	3	100% ▲
ACCIDENT FUND INSURANCE	MOPs Filed	Timely MOPs	Compliance	NOCs Filed	Timely NOCs	Compliance
ACCIDENT FUND INSURANCE	*	*	*	*	*	*
Total	*	*	*	*	*	*
ACCIDENT FUND INSURANCE TPA Administered Claims						
CA190 GALLAGHER BASSETT SERVICES	No Filings	No Filings	No Filings	No Filings	No Filings	No Filings
TPA Total	No Filings	No Filings	No Filings	No Filings	No Filings	No Filings
ACCIDENT FUND INSURANCE Group Total	No Filings	No Filings	No Filings	No Filings	No Filings	No Filings
AIG INSURANCE	MOPs Filed	Timely MOPs	Compliance	NOCs Filed	Timely NOCs	Compliance
CA015 AIG CLAIMS, INC	2	2	100%	4	3	75%
Total	2	2	100% ▲	4	3	75% ▼
AIG INSURANCE TPA Administered Claims						
CA040 BROADSPIRE SERVICES	No Filings	No Filings	No Filings	No Filings	No Filings	No Filings
CA116 CORVEL ENTERPRISE COMP	No Filings	No Filings	No Filings	No Filings	No Filings	No Filings
CA160 ESIS	6	5	83%	3	3	100%
CA190 GALLAGHER BASSETT SERVICES	7	5	71%	4	4	100%
CA204 HELMSMAN MANAGEMENT SERVICES	No Filings	No Filings	No Filings	No Filings	No Filings	No Filings
CA300 SEDGWICK CLAIMS MANAGEMENT SERVICES	25	23	92%	7	7	100%
TPA Total	38	33	87% ▲	14	14	100% ▲
AIG INSURANCE Group Total	40	35	88% ▲	18	17	94% ▲
AIM MUTUAL GROUP	MOPs Filed	Timely MOPs	Compliance	NOCs Filed	Timely NOCs	Compliance
CA472 AIM MUTUAL INSURANCE	No Filings	No Filings	No Filings	No Filings	No Filings	No Filings
Total	No Filings	No Filings	No Filings	No Filings	No Filings	No Filings
AIM MUTUAL GROUP Group Total	No Filings	No Filings	No Filings	No Filings	No Filings	No Filings
AMTRUST INSURANCE	MOPs Filed	Timely MOPs	Compliance	NOCs Filed	Timely NOCs	Compliance
CA342 TECHNOLOGY INSURANCE	No Filings	No Filings	No Filings	2	1	50%
CA381 WESCO INSURANCE	2	1	50%	3	0	0%
Total	2	1	50% ▼	5	1	20% ▼
AMTRUST INSURANCE Group Total	2	1	50% ▼	5	1	20% ▼

INSURANCE GROUP COMPLIANCE
Initial MOP and Initial Indemnity NOC Filings
Second Quarter
4/1/2020 -6/30/2020

Insurance Company	Total Initial MOPs Filed	Initial MOPs Filed Timely	Compliance Percentage	Total Initial Indemnity NOCs Filed	Initial Indemnity NOCs Filed Timely	Compliance Percentage
ARCH INSURANCE	MOPs Filed	Timely MOPs	Compliance	NOCs Filed	Timely NOCs	Compliance
ARCH INSURANCE	*	*	*	*	*	*
Total	*	*	*	*	*	*
ARCH INSURANCE TPA Administered Claims						
CA040 BROADSPIRE SERVICES	3	3	100%	2	2	100%
CA117 COTTINGHAM & BUTLER CLAIMS SERVICES	1	1	100%	2	2	100%
CA160 ESIS	1	0	0%	No Filings	No Filings	No Filings
CA190 GALLAGHER BASSETT SERVICES	1	0	0%	No Filings	No Filings	No Filings
CA300 SEDGWICK CLAIMS MANAGEMENT SERVICES	2	2	100%	No Filings	No Filings	No Filings
CA340 YORK RISK SERVICES	No Filings	No Filings	No Filings	No Filings	No Filings	No Filings
TPA Total	8	6	75% ▼	4	4	100% ▲
ARCH INSURANCE Group Total	8	6	75% ▼	4	4	100% ▲
BATH IRON WORKS	MOPs Filed	Timely MOPs	Compliance	NOCs Filed	Timely NOCs	Compliance
CA036 BATH IRON WORKS	18	18	100%	5	5	100%
Total	18	18	100% ▲	5	5	100% ▲
BATH IRON WORKS Group Total	18	18	100% ▲	5	5	100% ▲
BERKSHIRE HATHAWAY INSURANCE	MOPs Filed	Timely MOPs	Compliance	NOCs Filed	Timely NOCs	Compliance
CA114 BERKSHIRE HATHAWAY HOMESTATE INSURANCE	1	0	0%	No Filings	No Filings	No Filings
Total	1	0	0% ▼	No Filings	No Filings	No Filings
BERKSHIRE HATHAWAY INSURANCE Group Total	1	0	0% ▼	No Filings	No Filings	No Filings
BROADSPIRE SERVICES	MOPs Filed	Timely MOPs	Compliance	NOCs Filed	Timely NOCs	Compliance
CA040 BROADSPIRE SERVICES	4	3	75%	3	3	100%
Total	4	3	75% ▼	3	3	100% ▲
BROADSPIRE SERVICES Group Total	4	3	75% ▼	3	3	100% ▲
CANNON COCHRAN MANAGEMENT SERVICES	MOPs Filed	Timely MOPs	Compliance	NOCs Filed	Timely NOCs	Compliance
CA070 CANNON COCHRAN MANAGEMENT SERVICES	10	9	90%	13	11	85%
Total	10	9	90% ▲	13	11	85% ▼
CANNON COCHRAN MANAGEMENT SERVICES Group Total	10	9	90% ▲	13	11	85% ▼
CHESTERFIELD SERVICES	MOPs Filed	Timely MOPs	Compliance	NOCs Filed	Timely NOCs	Compliance
CA022 AMERICAN ZURICH	*	*	*	*	*	*
CA400 ZURICH AMERICAN INSURANCE	*	*	*	*	*	*
Total	*	*	*	*	*	*
CHESTERFIELD SERVICES Group Total	*	*	*	*	*	*

INSURANCE GROUP COMPLIANCE
Initial MOP and Initial Indemnity NOC Filings
Second Quarter
4/1/2020 -6/30/2020

Insurance Company	Total Initial MOPs Filed	Initial MOPs Filed Timely	Compliance Percentage	Total Initial Indemnity NOCs Filed	Initial Indemnity NOCs Filed Timely	Compliance Percentage
CHUBB INSURANCE	MOPs Filed	Timely MOPs	Compliance	NOCs Filed	Timely NOCs	Compliance
ACE AMERICAN INSURANCE COMPANY	*	*	*	*	*	*
ACE INSURANCE	*	*	*	*	*	*
CA046 CHUBB INSURANCE	*	*	*	*	*	*
CA090 FEDERAL INSURANCE	*	*	*	*	*	*
INDEMNITY INS CO OF NORTH AMERICA	*	*	*	*	*	*
PACIFIC INDEMNITY CO	*	*	*	*	*	*
Total	*	*	*	*	*	*
CHUBB INSURANCE TPA Administered Claims						
CA040 BROADSPIRE SERVICES	No Filings	No Filings	No Filings	No Filings	No Filings	No Filings
CA070 CANNON COCHRAN MANAGEMENT SERVICES	No Filings	No Filings	No Filings	2	2	100%
CA110 CONSTITUTION STATE SERVICES	2	2	100%	No Filings	No Filings	No Filings
CA116 CORVEL ENTERPRISE COMP	No Filings	No Filings	No Filings	1	0	0%
CA117 COTTINGHAM & BUTLER CLAIMS SERVICES	1	1	100%	No Filings	No Filings	No Filings
CA160 ESIS	5	3	60%	1	1	100%
CA190 GALLAGHER BASSETT SERVICES	6	4	67%	1	1	100%
CA204 HELMSMAN MANAGEMENT SERVICES	No Filings	No Filings	No Filings	No Filings	No Filings	No Filings
CA300 SEDGWICK CLAIMS MANAGEMENT SERVICES	13	11	85%	16	16	100%
CA340 YORK RISK SERVICES	1	1	100%	No Filings	No Filings	No Filings
TPA Total	28	22	79% ▼	21	20	95% ▲
CHUBB INSURANCE Group Total	28	22	79% ▼	21	20	95% ▲
CIANBRO CORPORATION	MOPs Filed	Timely MOPs	Compliance	NOCs Filed	Timely NOCs	Compliance
CA085 CIANBRO CORPORATION	No Filings	No Filings	No Filings	1	1	100%
Total	No Filings	No Filings	No Filings	1	1	100% ▲
CIANBRO CORPORATION Group Total	No Filings	No Filings	No Filings	1	1	100% ▲
CNA INSURANCE	MOPs Filed	Timely MOPs	Compliance	NOCs Filed	Timely NOCs	Compliance
CA050 CONTINENTAL CASUALTY	1	1	100%	No Filings	No Filings	No Filings
CA271 NATIONAL FIRE INSURANCE	No Filings	No Filings	No Filings	1	1	100%
CA087 THE CONTINENTAL INSURANCE	1	0	0%	No Filings	No Filings	No Filings
Total	2	1	50% ▼	1	1	100% ▲
CNA INSURANCE TPA Administered Claims						
CA040 BROADSPIRE SERVICES	No Filings	No Filings	No Filings	No Filings	No Filings	No Filings
CA190 GALLAGHER BASSETT SERVICES	No Filings	No Filings	No Filings	No Filings	No Filings	No Filings
TPA Total	No Filings	No Filings	No Filings	No Filings	No Filings	No Filings
CNA INSURANCE Group Total	2	1	50% ▼	1	1	100% ▲

INSURANCE GROUP COMPLIANCE
Initial MOP and Initial Indemnity NOC Filings
Second Quarter
4/1/2020 -6/30/2020

Insurance Company	Total Initial MOPs Filed	Initial MOPs Filed Timely	Compliance Percentage	Total Initial Indemnity NOCs Filed	Initial Indemnity NOCs Filed Timely	Compliance Percentage
CONSTITUTION STATE SERVICES	MOPs Filed	Timely MOPs	Compliance	NOCs Filed	Timely NOCs	Compliance
CA110 CONSTITUTION STATE SERVICES	2	2	100%	No Filings	No Filings	No Filings
Total	2	2	100% ▲	No Filings	No Filings	No Filings
CONSTITUTION STATE SERVICES Group Total	2	2	100% ▲	No Filings	No Filings	No Filings
CORVEL ENTERPRISE COMP	MOPs Filed	Timely MOPs	Compliance	NOCs Filed	Timely NOCs	Compliance
CA116 CORVEL ENTERPRISE COMP	2	0	0%	2	0	0%
Total	2	0	0% ▼	2	0	0% ▼
CORVEL ENTERPRISE COMP Group Total	2	0	0% ▼	2	0	0% ▼
COTTINGHAM & BUTLER CLAIMS SERVICES	MOPs Filed	Timely MOPs	Compliance	NOCs Filed	Timely NOCs	Compliance
CA117 COTTINGHAM & BUTLER CLAIMS SERVICES	2	2	100%	2	2	100%
Total	2	2	100% ▲	2	2	100% ▲
COTTINGHAM & BUTLER CLAIMS SERVICES Group Total	2	2	100% ▲	2	2	100% ▲
CROSS INSURANCE	MOPs Filed	Timely MOPs	Compliance	NOCs Filed	Timely NOCs	Compliance
CA093 CROSS INSURANCE	55	52	95%	78	77	99%
Total	55	52	95% ▲	78	77	99% ▲
CROSS INSURANCE Group Total	55	52	95% ▲	78	77	99% ▲
EASTERN ALLIANCE INSURANCE	MOPs Filed	Timely MOPs	Compliance	NOCs Filed	Timely NOCs	Compliance
CA141 EASTERN ALLIANCE INSURANCE	15	15	100%	6	6	100%
Total	15	15	100% ▲	6	6	100% ▲
EASTERN ALLIANCE INSURANCE Group Total	15	15	100% ▲	6	6	100% ▲
ELECTRIC INSURANCE	MOPs Filed	Timely MOPs	Compliance	NOCs Filed	Timely NOCs	Compliance
CA150 ELECTRIC INSURANCE	*	*	*	*	*	*
Total	*	*	*	*	*	*
ELECTRIC INSURANCE TPA Administered Claims						
CA300 SEDGWICK CLAIMS MANAGEMENT SERVICES	No Filings	No Filings	No Filings	1	1	100%
TPA Total	No Filings	No Filings	No Filings	1	1	100% ▲
ELECTRIC INSURANCE Group Total	No Filings	No Filings	No Filings	1	1	100% ▲

INSURANCE GROUP COMPLIANCE
Initial MOP and Initial Indemnity NOC Filings
Second Quarter
4/1/2020 -6/30/2020

Insurance Company	Total Initial MOPs Filed	Initial MOPs Filed Timely	Compliance Percentage	Total Initial Indemnity NOCs Filed	Initial Indemnity NOCs Filed Timely	Compliance Percentage
EMPLOYERS HOLDING INSURANCE	MOPs Filed	Timely MOPs	Compliance	NOCs Filed	Timely NOCs	Compliance
CA480 EMPLOYERS ASSURANCE COMPANY	*	*	*	*	*	*
CA481 EMPLOYERS COMPENSATION INSURANCE	*	*	*	*	*	*
CA479 EMPLOYERS PREFERRED INSURANCE	*	*	*	*	*	*
Total	*	*	*	*	*	*
EMPLOYERS HOLDING INSURANCE TPA Administered Claims						
CA040 BROADSPIRE SERVICES	No Filings	No Filings	No Filings	No Filings	No Filings	No Filings
TPA Total	No Filings	No Filings	No Filings	No Filings	No Filings	No Filings
EMPLOYERS HOLDING INSURANCE Group Total	No Filings	No Filings	No Filings	No Filings	No Filings	No Filings
ESIS	MOPs Filed	Timely MOPs	Compliance	NOCs Filed	Timely NOCs	Compliance
CA160 ESIS	12	8	67%	5	5	100%
Total	12	8	67% ▼	5	5	100% ▲
ESIS Group Total	12	8	67% ▼	5	5	100% ▲
EVEREST REINS HOLDINGS GROUP	MOPs Filed	Timely MOPs	Compliance	NOCs Filed	Timely NOCs	Compliance
EVEREST REINS HOLDINGS	*	*	*	*	*	*
Total	*	*	*	*	*	*
EVEREST REINS HOLDINGS GROUP TPA Administered Claims						
CA300 SEDGWICK CLAIMS MANAGEMENT SERVICES	1	1	100%	No Filings	No Filings	No Filings
TPA Total	1	1	100% ▲	No Filings	No Filings	No Filings
EVEREST REINS HOLDINGS GROUP Group Total	1	1	100% ▲	No Filings	No Filings	No Filings
FEDERATED MUTUAL INSURANCE	MOPs Filed	Timely MOPs	Compliance	NOCs Filed	Timely NOCs	Compliance
CA091 FEDERATED MUTUAL INSURANCE	3	1	33%	No Filings	No Filings	No Filings
CA439 FEDERATED RESERVE	*	*	*	*	*	*
CA092 FEDERATED SERVICE INSURANCE	*	*	*	*	*	*
Total	3	1	33% ▼	No Filings	No Filings	No Filings
FEDERATED MUTUAL INSURANCE Group Total	3	1	33% ▼	No Filings	No Filings	No Filings
FUTURECOMP	MOPs Filed	Timely MOPs	Compliance	NOCs Filed	Timely NOCs	Compliance
CA175 FUTURECOMP	7	6	86%	6	6	100%
Total	7	6	86% ▲	6	6	100% ▲
FUTURECOMP Group Total	7	6	86% ▲	6	6	100% ▲
GALLAGHER BASSETT SERVICES	MOPs Filed	Timely MOPs	Compliance	NOCs Filed	Timely NOCs	Compliance
CA190 GALLAGHER BASSETT SERVICES	27	19	70%	13	13	100%
Total	27	19	70% ▼	13	13	100% ▲
GALLAGHER BASSETT SERVICES Group Total	27	19	70% ▼	13	13	100% ▲

INSURANCE GROUP COMPLIANCE
Initial MOP and Initial Indemnity NOC Filings
Second Quarter
4/1/2020 -6/30/2020

Insurance Company	Total Initial MOPs Filed	Initial MOPs Filed Timely	Compliance Percentage	Total Initial Indemnity NOCs Filed	Initial Indemnity NOCs Filed Timely	Compliance Percentage
GREAT AMERICAN INSURANCE	MOPs Filed	Timely MOPs	Compliance	NOCs Filed	Timely NOCs	Compliance
CA193 GREAT AMERICAN INSURANCE	No Filings	No Filings	No Filings	No Filings	No Filings	No Filings
Total	No Filings	No Filings	No Filings	No Filings	No Filings	No Filings
GREAT AMERICAN INSURANCE TPA Administered Claims						
CA323 THE AMERICAN EQUITY UNDERWRITERS	No Filings	No Filings	No Filings	No Filings	No Filings	No Filings
TPA Total	No Filings	No Filings	No Filings	No Filings	No Filings	No Filings
GREAT AMERICAN INSURANCE Group Total	No Filings	No Filings	No Filings	No Filings	No Filings	No Filings
GREAT WEST CASUALTY	MOPs Filed	Timely MOPs	Compliance	NOCs Filed	Timely NOCs	Compliance
CA196 GREAT WEST CASUALTY	1	1	100%	No Filings	No Filings	No Filings
Total	1	1	100% ▲	No Filings	No Filings	No Filings
GREAT WEST INSURANCE Group Total	1	1	100% ▲	No Filings	No Filings	No Filings
GUARD INSURANCE	MOPs Filed	Timely MOPs	Compliance	NOCs Filed	Timely NOCs	Compliance
CA019 AMGUARD INSURANCE	No Filings	No Filings	No Filings	1	1	100%
CA140 EASTGUARD INSURANCE	No Filings	No Filings	No Filings	1	1	100%
CA272 NORGUARD INSURANCE	No Filings	No Filings	No Filings	No Filings	No Filings	No Filings
Total	No Filings	No Filings	No Filings	2	2	100% ▲
GUARD INSURANCE TPA Administered Claims						
CA190 GALLAGHER BASSETT SERVICES	*	*	*	*	*	*
TPA Total	*	*	*	*	*	*
GUARD INSURANCE Group Total	No Filings	No Filings	No Filings	2	2	100% ▲
HANNAFORD BROTHERS	MOPs Filed	Timely MOPs	Compliance	NOCs Filed	Timely NOCs	Compliance
CA201 HANNAFORD BROTHERS	21	19	90%	7	6	86%
Total	21	19	90% ▲	7	6	86% ▼
HANNAFORD BROTHERS Group Total	21	19	90% ▲	7	6	86% ▼
HANOVER INSURANCE	MOPs Filed	Timely MOPs	Compliance	NOCs Filed	Timely NOCs	Compliance
CA428 ALLMERICA FINANCIAL BENEFIT INSURANCE	No Filings	No Filings	No Filings	No Filings	No Filings	No Filings
CA048 CITIZENS INSURANCE COMPANY OF AMERICA	No Filings	No Filings	No Filings	No Filings	No Filings	No Filings
CA202 HANOVER INSURANCE	1	1	100%	1	0	0%
CA228 MASSACHUSETTS BAY INSURANCE	No Filings	No Filings	No Filings	1	1	100%
Total	1	1	100% ▲	2	1	50% ▼
HANOVER INSURANCE Group Total	1	1	100% ▲	2	1	50% ▼

INSURANCE GROUP COMPLIANCE
Initial MOP and Initial Indemnity NOC Filings
Second Quarter
4/1/2020 -6/30/2020

Insurance Company	Total Initial MOPs Filed	Initial MOPs Filed Timely	Compliance Percentage	Total Initial Indemnity NOCs Filed	Initial Indemnity NOCs Filed Timely	Compliance Percentage
HARTFORD INSURANCE	MOPs Filed	Timely MOPs	Compliance	NOCs Filed	Timely NOCs	Compliance
CA188 HARTFORD ACCIDENT & INDEMNITY	*	*	*	*	*	*
CA185 HARTFORD CASUALTY INSURANCE	1	0	0%	No Filings	No Filings	No Filings
CA203 HARTFORD FIRE INSURANCE	1	1	100%	No Filings	No Filings	No Filings
CA186 HARTFORD INSURANCE COMPANY OF THE MIDWEST	2	2	100%	No Filings	No Filings	No Filings
CA187 HARTFORD UNDERWRITERS INSURANCE	5	4	80%	No Filings	No Filings	No Filings
CA288 PROPERTY & CASUALTY INSURANCE COMPANY OF HARTFORD	No Filings	No Filings	No Filings	1	1	100%
CA296 SENTINEL INSURANCE	*	*	*	*	*	*
CA319 TRUMBULL INSURANCE	1	1	100%	1	1	100%
CA321 TWIN CITY FIRE INSURANCE	*	*	*	*	*	*
Total	10	8	80% ▼	2	2	100% ▲
HARTFORD INSURANCE TPA Administered Claims						
CA070 CANNON COCHRAN MANAGEMENT SERVICES	No Filings	No Filings	No Filings	1	0	0%
CA116 CORVEL ENTERPRISE COMP	No Filings	No Filings	No Filings	1	0	0%
CA300 SEDGWICK CLAIMS MANAGEMENT SERVICES	No Filings	No Filings	No Filings	1	1	100%
TPA Total	No Filings	No Filings	No Filings	3	1	33% ▼
HARTFORD INSURANCE Group Total	10	8	80% ▼	5	3	60% ▼
HELMSMAN MANAGEMENT SERVICES	MOPs Filed	Timely MOPs	Compliance	NOCs Filed	Timely NOCs	Compliance
CA204 HELMSMAN MANAGEMENT SERVICES	2	2	100%	1	1	100%
Total	2	2	100% ▲	1	1	100% ▲
HELMSMAN MANAGEMENT SERVICES Group Total	2	2	100% ▲	1	1	100% ▲
LIBERTY MUTUAL INSURANCE	MOPs Filed	Timely MOPs	Compliance	NOCs Filed	Timely NOCs	Compliance
CA003 AMERICAN FIRE & CASUALTY INSURANCE	No Filings	No Filings	No Filings	No Filings	No Filings	No Filings
CA380 EMPLOYERS INSURANCE OF WAUSAU	No Filings	No Filings	No Filings	3	3	100%
CA210 LIBERTY MUTUAL INSURANCE	17	15	88%	13	11	85%
CA406 OHIO CASUALTY INSURANCE	2	2	100%	1	1	100%
CA407 OHIO SECURITY INSURANCE	3	2	67%	1	1	100%
CA408 WEST AMERICAN INSURANCE	*	*	*	*	*	*
Total	22	19	86% ▲	18	16	89% ▼
LIBERTY MUTUAL INSURANCE Group Total	22	19	86% ▲	18	16	89% ▼
MAINE AUTOMOBILE DEALERS ASSOCIATION	MOPs Filed	Timely MOPs	Compliance	NOCs Filed	Timely NOCs	Compliance
CA220 MAINE AUTOMOBILE DEALERS ASSOCIATION	No Filings	No Filings	No Filings	1	1	100%
Total	No Filings	No Filings	No Filings	1	1	100% ▲
MAINE AUTOMOBILE DEALERS ASSOCIATION Group Total	No Filings	No Filings	No Filings	1	1	100% ▲

INSURANCE GROUP COMPLIANCE
Initial MOP and Initial Indemnity NOC Filings
Second Quarter
4/1/2020 -6/30/2020

Insurance Company	Total Initial MOPs Filed	Initial MOPs Filed Timely	Compliance Percentage	Total Initial Indemnity NOCs Filed	Initial Indemnity NOCs Filed Timely	Compliance Percentage
MAINE EMPLOYERS' MUTUAL INSURANCE	MOPs Filed	Timely MOPs	Compliance	NOCs Filed	Timely NOCs	Compliance
CA260 MAINE EMPLOYERS' MUTUAL INSURANCE	253	224	89%	266	250	94%
Total	253	224	89% ▲	266	250	94% ▲
MAINE EMPLOYERS' MUTUAL INSURANCE Group Total	253	224	89% ▲	266	250	94% ▲
MAINE HEALTHCARE ASSOCIATION	MOPs Filed	Timely MOPs	Compliance	NOCs Filed	Timely NOCs	Compliance
CA234 MAINE HEALTHCARE ASSOCIATION	18	15	83%	No Filings	No Filings	No Filings
Total	18	15	83% ▼	No Filings	No Filings	No Filings
MAINE HEALTHCARE ASSOCIATION Group Total	18	15	83% ▼	No Filings	No Filings	No Filings
MAINE MOTOR TRANSPORT ASSOCIATION	MOPs Filed	Timely MOPs	Compliance	NOCs Filed	Timely NOCs	Compliance
CA230 MAINE MOTOR TRANSPORT ASSOCIATION	2	2	100%	7	7	100%
Total	2	2	100% ▲	7	7	100% ▲
MAINE MOTOR TRANSPORT ASSOCIATION Group Total	2	2	100% ▲	7	7	100% ▲
MAINE MUNICIPAL ASSOCIATION	MOPs Filed	Timely MOPs	Compliance	NOCs Filed	Timely NOCs	Compliance
CA225 MAINE MUNICIPAL ASSOCIATION	32	24	75%	54	52	96%
Total	32	24	75% ▼	54	52	96% ▲
MAINE MUNICIPAL ASSOCIATION Group Total	32	24	75% ▼	54	52	96% ▲
MAINE SCHOOL MANAGEMENT ASSOCIATION	MOPs Filed	Timely MOPs	Compliance	NOCs Filed	Timely NOCs	Compliance
CA250 MAINE SCHOOL MANAGEMENT ASSOCIATION	4	4	100%	4	4	100%
Total	4	4	100% ▲	4	4	100% ▲
MAINE SCHOOL MANAGEMENT ASSOCIATION Group Total	4	4	100% ▲	4	4	100% ▲
MEADOWBROOK INSURANCE	MOPs Filed	Timely MOPs	Compliance	NOCs Filed	Timely NOCs	Compliance
CA255 MEADOWBROOK INSURANCE	1	1	100%	No Filings	No Filings	No Filings
Total	1	1	100% ▲	No Filings	No Filings	No Filings
MEADOWBROOK INSURANCE Group Total	1	1	100% ▲	No Filings	No Filings	No Filings
MITSUI SUMITOMO INS CO OF AMERICA	MOPs Filed	Timely MOPs	Compliance	NOCs Filed	Timely NOCs	Compliance
MITSUI SUMITOMO INS CO OF AMERICA	*	*	*	*	*	*
Total	*	*	*	*	*	*
MITSUI SUMITOMO INS CO OF AMERICA TPA Administered Claims						
CA070 CANNON COCHRAN MANAGEMENT SERVICES	No Filings	No Filings	No Filings	1	1	100%
TPA Total	No Filings	No Filings	No Filings	1	1	100% ▲
MITSUI SUMITOMO INS CO OF AMERICA Group Total	No Filings	No Filings	No Filings	1	1	100% ▲
NEXT LEVEL ADMINISTRATOR LLC	MOPs Filed	Timely MOPs	Compliance	NOCs Filed	Timely NOCs	Compliance
CA433 NEXT LEVEL ADMINISTRATOR LLC	No Filings	No Filings	No Filings	1	1	100%
Total	No Filings	No Filings	No Filings	1	1	100% ▲
NEXT LEVEL ADMINISTRATOR LLC Group Total	No Filings	No Filings	No Filings	1	1	100% ▲

Maine Workers' Compensation Board
Initial MOP Filing Benchmark: 85%
Initial Indemnity NOC Benchmark: 90%

▲ Indicates benchmark met or exceeded
▼ Indicates benchmark not met

INSURANCE GROUP COMPLIANCE
Initial MOP and Initial Indemnity NOC Filings
Second Quarter
4/1/2020 -6/30/2020

Insurance Company	Total Initial MOPs Filed	Initial MOPs Filed Timely	Compliance Percentage	Total Initial Indemnity NOCs Filed	Initial Indemnity NOCs Filed Timely	Compliance Percentage
NGM INSURANCE	MOPs Filed	Timely MOPs	Compliance	NOCs Filed	Timely NOCs	Compliance
CA265 NGM INSURANCE	1	0	0%	No Filings	No Filings	No Filings
Total	1	0	0% ▼	No Filings	No Filings	No Filings
NGM INSURANCE Group Total	1	0	0% ▼	No Filings	No Filings	No Filings
OLD REPUBLIC INSURANCE	MOPs Filed	Timely MOPs	Compliance	NOCs Filed	Timely NOCs	Compliance
OLD REPUBLIC GENERAL INSURANCE CORP.	*	*	*	*	*	*
OLD REPUBLIC INSURANCE	*	*	*	*	*	*
Total	*	*	*	*	*	*
OLD REPUBLIC INSURANCE TPA Administered Claims						
CA070 CANNON COCHRAN MANAGEMENT SERVICES	4	3	75%	1	1	100%
CA190 GALLAGHER BASSETT SERVICES	1	1	100%	No Filings	No Filings	No Filings
CA300 SEDGWICK CLAIMS MANAGEMENT SERVICES	1	1	100%	1	1	100%
TPA Total	6	5	83% ▼	2	2	100% ▲
OLD REPUBLIC INSURANCE Group Total	6	5	83% ▼	2	2	100% ▲
PENNSYLVANIA MFG ASSN	MOPs Filed	Timely MOPs	Compliance	NOCs Filed	Timely NOCs	Compliance
MANUFACTURERS ALLIANCE INSURANCE	*	*	*	*	*	*
PENNSYLVANIA MFG ASSN	*	*	*	*	*	*
PENNSYLVANIA MFG INDEMNITY CO	*	*	*	*	*	*
Total	*	*	*	*	*	*
PENNSYLVANIA MFG ASSN TPA Administered Claims						
CA190 GALLAGHER BASSETT SERVICES	2	2	100%	2	2	100%
CA323 THE AMERICAN EQUITY UNDERWRITERS	No Filings	No Filings	No Filings	No Filings	No Filings	No Filings
TPA Total	2	2	100% ▲	2	2	100% ▲
PENNSYLVANIA MFG ASSN Group Total	2	2	100% ▲	2	2	100% ▲
QBE INSURANCE GROUP	MOPs Filed	Timely MOPs	Compliance	NOCs Filed	Timely NOCs	Compliance
QBE INSURANCE GROUP	*	*	*	*	*	*
Total	*	*	*	*	*	*
QBE INSURANCE GROUP TPA Administered Claims						
CA300 SEDGWICK CLAIMS MANAGEMENT SERVICES	1	1	100%	1	1	100%
TPA Total	1	1	100% ▲	1	1	100% ▲
QBE INSURANCE GROUP Group Total	1	1	100% ▲	1	1	100% ▲

INSURANCE GROUP COMPLIANCE
Initial MOP and Initial Indemnity NOC Filings
Second Quarter
4/1/2020 -6/30/2020

Insurance Company	Total Initial MOPs Filed	Initial MOPs Filed Timely	Compliance Percentage	Total Initial Indemnity NOCs Filed	Initial Indemnity NOCs Filed Timely	Compliance Percentage
SAFETY NATIONAL CASUALTY CORP SAFETY NATIONAL CASUALTY CORP	MOPs Filed *	Timely MOPs *	Compliance *	NOCs Filed *	Timely NOCs *	Compliance *
Total	*	*	*	*	*	*
SAFETY NATIONAL CASUALTY CORP TPA Administered Claims						
CA040 BROADSPIRE SERVICES	1	0	0%	No Filings	No Filings	No Filings
CA116 CORVEL ENTERPRISE COMP	No Filings	No Filings	No Filings	No Filings	No Filings	No Filings
CA160 ESIS	No Filings	No Filings	No Filings	No Filings	No Filings	No Filings
CA190 GALLAGHER BASSETT SERVICES	No Filings	No Filings	No Filings	1	1	100%
CA300 SEDGWICK CLAIMS MANAGEMENT SERVICES	1	1	100%	2	2	100%
TPA Total	2	1	50% ▼	3	3	100% ▲
SAFETY NATIONAL CASUALTY CORP Group Total	2	1	50% ▼	3	3	100% ▲
SEDGWICK CLAIMS MANAGEMENT SERVICES	MOPs Filed	Timely MOPs	Compliance	NOCs Filed	Timely NOCs	Compliance
CA300 SEDGWICK CLAIMS MANAGEMENT SERVICES	59	53	90%	42	42	100%
Total	59	53	90% ▲	42	42	100% ▲
SEDGWICK CLAIMS MANAGEMENT SERVICES Group Total	59	53	90% ▲	42	42	100% ▲
SENTRY INSURANCE	MOPs Filed	Timely MOPs	Compliance	NOCs Filed	Timely NOCs	Compliance
CA207 FLORISTS MUTUAL INSURANCE	1	1	100%	No Filings	No Filings	No Filings
CA426 MIDDLESEX INSURANCE COMPANY	No Filings	No Filings	No Filings	No Filings	No Filings	No Filings
CA402 SENTRY CASUALTY	7	5	71%	3	1	33%
CA305 SENTRY INSURANCE	2	2	100%	No Filings	No Filings	No Filings
CA308 SENTRY SELECT INSURANCE	*	*	*	*	*	*
Total	10	8	80% ▼	3	1	33% ▼
SENTRY INSURANCE Group Total	10	8	80% ▼	3	1	33% ▼
STARR INDEMNITY INSURANCE	MOPs Filed	Timely MOPs	Compliance	NOCs Filed	Timely NOCs	Compliance
STARR INDEMNITY INSURANCE	*	*	*	*	*	*
Total	*	*	*	*	*	*
STARR INDEMNITY INSURANCE TPA Administered Claims						
CA190 GALLAGHER BASSETT SERVICES	2	2	100%	3	3	100%
CA300 SEDGWICK CLAIMS MANAGEMENT SERVICES	1	1	100%	No Filings	No Filings	No Filings
TPA Total	3	3	100% ▲	3	3	100% ▲
STARR INDEMNITY INSURANCE Group Total	3	3	100% ▲	3	3	100% ▲
STATE OF MAINE WORKERS' COMPENSATION TRUST	MOPs Filed	Timely MOPs	Compliance	NOCs Filed	Timely NOCs	Compliance
CA307 STATE OF MAINE WORKERS' COMPENSATION TRUST	17	17	100%	34	34	100%
Total	17	17	100% ▲	34	34	100% ▲
STATE OF MAINE WORKERS' COMPENSATION TRUST Group Total	17	17	100% ▲	34	34	100% ▲

INSURANCE GROUP COMPLIANCE
Initial MOP and Initial Indemnity NOC Filings
Second Quarter
4/1/2020 -6/30/2020

Insurance Company	Total Initial MOPs Filed	Initial MOPs Filed Timely	Compliance Percentage	Total Initial Indemnity NOCs Filed	Initial Indemnity NOCs Filed Timely	Compliance Percentage
SYNERNET	MOPs Filed	Timely MOPs	Compliance	NOCs Filed	Timely NOCs	Compliance
CA320 SYNERNET	188	147	78%	55	52	95%
Total	188	147	78% ▼	55	52	95% ▲
SYNERNET Group Total	188	147	78% ▼	55	52	95% ▲
THE AMERICAN EQUITY UNDERWRITERS	MOPs Filed	Timely MOPs	Compliance	NOCs Filed	Timely NOCs	Compliance
CA323 THE AMERICAN EQUITY UNDERWRITERS	No Filings	No Filings	No Filings	No Filings	No Filings	No Filings
Total	No Filings	No Filings	No Filings	No Filings	No Filings	No Filings
THE AMERICAN EQUITY UNDERWRITERS Group Total	No Filings	No Filings	No Filings	No Filings	No Filings	No Filings
TRAVELERS INSURANCE	MOPs Filed	Timely MOPs	Compliance	NOCs Filed	Timely NOCs	Compliance
CA072 CHARTER OAK FIRE INSURANCE	5	4	80%	7	6	86%
CA164 FARMINGTON CASUALTY	1	0	0%	2	2	100%
CA306 STANDARD FIRE INSURANCE	3	3	100%	1	1	100%
CA347 TRAVELERS CASUALTY & SURETY	2	1	50%	1	1	100%
CA348 TRAVELERS CASUALTY INSURANCE COMPANY OF AMERICA	1	1	100%	No Filings	No Filings	No Filings
CA349 TRAVELERS COMMERCIAL CASUALTY	1	1	100%	No Filings	No Filings	No Filings
CA343 TRAVELERS INDEMNITY COMPANY	No Filings	No Filings	No Filings	No Filings	No Filings	No Filings
CA346 TRAVELERS INDEMNITY COMPANY OF AMERICA	2	1	50%	No Filings	No Filings	No Filings
CA345 TRAVELERS PROPERTY CASUALTY INSURANCE	2	2	100%	No Filings	No Filings	No Filings
Total	17	13	76% ▼	11	10	91% ▲
TRAVELERS INSURANCE TPA Administered Claims						
CA300 SEDGWICK CLAIMS MANAGEMENT SERVICES	1	1	100%	No Filings	No Filings	No Filings
TPA Total	1	1	100% ▲	No Filings	No Filings	No Filings
TRAVELERS INSURANCE Group Total	18	14	78% ▼	11	10	91% ▲
TYSON FOODS INC	MOPs Filed	Timely MOPs	Compliance	NOCs Filed	Timely NOCs	Compliance
CA435 TYSON FOODS INC	1	0	0%	No Filings	No Filings	No Filings
Total	1	0	0% ▼	No Filings	No Filings	No Filings
TYSON FOODS INC Group Total	1	0	0% ▼	No Filings	No Filings	No Filings
VANLINER INSURANCE	MOPs Filed	Timely MOPs	Compliance	NOCs Filed	Timely NOCs	Compliance
CA379 VANLINER INSURANCE	1	1	100%	1	1	100%
Total	1	1	100% ▲	1	1	100% ▲
VANLINER INSURANCE Group Total	1	1	100% ▲	1	1	100% ▲
WALMART CLAIMS SERVICES	MOPs Filed	Timely MOPs	Compliance	NOCs Filed	Timely NOCs	Compliance
CA100 WALMART CLAIMS SERVICES	3	2	67%	112	112	100%
Total	3	2	67% ▼	112	112	100% ▲
WALMART CLAIMS SERVICES Group Total	3	2	67% ▼	112	112	100% ▲

Maine Workers' Compensation Board
Initial MOP Filing Benchmark: 85%
Initial Indemnity NOC Benchmark: 90%

▲ Indicates benchmark met or exceeded
▼ Indicates benchmark not met

INSURANCE GROUP COMPLIANCE
Initial MOP and Initial Indemnity NOC Filings
Second Quarter
4/1/2020 -6/30/2020

Insurance Company	Total Initial MOPs Filed	Initial MOPs Filed Timely	Compliance Percentage	Total Initial Indemnity NOCs Filed	Initial Indemnity NOCs Filed Timely	Compliance Percentage
XL INSURANCE	MOPs Filed	Timely MOPs	Compliance	NOCs Filed	Timely NOCs	Compliance
CA317 T.H.E. INSURANCE	*	*	*	*	*	*
CA384 XL INSURANCE	*	*	*	*	*	*
Total	*	*	*	*	*	*
XL INSURANCE TPA Administered Claims						
CA190 GALLAGHER BASSETT SERVICES	5	2	40%	No Filings	No Filings	No Filings
CA300 SEDGWICK CLAIMS MANAGEMENT SERVICES	1	1	100%	2	2	100%
TPA Total	6	3	50% ▼	2	2	100% ▲
XL INSURANCE Group Total	6	3	50% ▼	2	2	100% ▲
YORK RISK SERVICES	MOPs Filed	Timely MOPs	Compliance	NOCs Filed	Timely NOCs	Compliance
CA340 YORK RISK SERVICES	1	1	100%	No Filings	No Filings	No Filings
Total	1	1	100% ▲	No Filings	No Filings	No Filings
YORK RISK SERVICES Group Total	1	1	100% ▲	No Filings	No Filings	No Filings
ZURICH INSURANCE	MOPs Filed	Timely MOPs	Compliance	NOCs Filed	Timely NOCs	Compliance
CA022 AMERICAN ZURICH	1	0	0%	4	4	100%
CA400 ZURICH AMERICAN INSURANCE	1	1	100%	No Filings	No Filings	No Filings
CA404 ZURICH AMERICAN INSURANCE COMPANY OF ILLINOIS	1	1	100%	1	1	100%
Total	3	2	67% ▼	5	5	100% ▲
ZURICH INSURANCE TPA Administered Claims						
CA080 CHESTERFIELD SERVICES	*	*	*	*	*	*
CA116 CORVEL ENTERPRISE COMP	1	0	0%	No Filings	No Filings	No Filings
CA160 ESIS	No Filings	No Filings	No Filings	1	1	100%
CA190 GALLAGHER BASSETT SERVICES	2	2	100%	No Filings	No Filings	No Filings
CA300 SEDGWICK CLAIMS MANAGEMENT SERVICES	1	1	100%	3	3	100%
TPA Total	4	3	75% ▼	4	4	100% ▲
ZURICH INSURANCE Group Total	7	5	71% ▼	9	9	100% ▲

Appendix C

**Insurance Group Compliance
Wage Statement and Fringe Benefit Form Filings
Second Quarter 2020
4/1/2020-6/30/2020**

INSURANCE GROUP COMPLIANCE
Wage Statements and Fringe Benefit Forms
Second Quarter
4/1/2020 - 6/30/2020

Insurance Company	Total Wage Statement(s) Due	Wage Statement(s) Filed Timely	Compliance Percentage	Total Fringe Benefit Form(s) Due	Fringe Benefit Form(s) Filed Timely	Compliance Percentage
ACADIA INSURANCE	Wage(s) Due	Timely Wage(s)	Compliance	Fringe(s) Due	Timely Fringe(s)	Compliance
CA010 ACADIA INSURANCE	28	23	82%	28	23	82%
Total	28	23	82% ▲	28	23	82% ▲
ACADIA INSURANCE Group Total	28	23	82% ▲	28	23	82% ▲
ACCIDENT FUND INSURANCE	Wage(s) Due	Timely Wage(s)	Compliance	Fringe(s) Due	Timely Fringe(s)	Compliance
ACCIDENT FUND INSURANCE	*	*	*	*	*	*
Total	*	*	*	*	*	*
ACCIDENT FUND INSURANCE TPA Administered Claims	Wage(s) Due	Timely Wage(s)	Compliance	Fringe(s) Due	Timely Fringe(s)	Compliance
CA190 GALLAGHER BASSETT SERVICES	*	*	*	*	*	*
TPA Total	*	*	*	*	*	*
ACCIDENT FUND INSURANCE Group Total	*	*	*	*	*	*
AIG INSURANCE	Wage(s) Due	Timely Wage(s)	Compliance	Fringe(s) Due	Timely Fringe(s)	Compliance
CA015 AIG CLAIMS, INC	9	7	78%	9	7	78%
Total	9	7	78% ▲	9	7	78% ▲
AIG INSURANCE TPA Administered Claims	Wage(s) Due	Timely Wage(s)	Compliance	Fringe(s) Due	Timely Fringe(s)	Compliance
CA040 BROADSPIRE SERVICES	*	*	*	*	*	*
CA116 CORVEL ENTERPRISE COMP	1	1	100%	1	1	100%
CA160 ESIS	9	5	56%	9	7	78%
CA190 GALLAGHER BASSETT SERVICES	8	6	75%	8	7	88%
CA204 HELMSMAN MANAGEMENT SERVICES	*	*	*	*	*	*
CA300 SEDGWICK CLAIMS MANAGEMENT SERVICES	27	18	67%	27	22	81%
TPA Total	45	30	67% ▼	45	37	82% ▲
AIG INSURANCE Group Total	54	37	69% ▼	54	44	81% ▲
AIM MUTUAL GROUP	Wage(s) Due	Timely Wage(s)	Compliance	Fringe(s) Due	Timely Fringe(s)	Compliance
CA472 AIM MUTUAL INSURANCE	*	*	*	*	*	*
Total	*	*	*	*	*	*
AIM MUTUAL GROUP Group Total	*	*	*	*	*	*
AMTRUST INSURANCE	Wage(s) Due	Timely Wage(s)	Compliance	Fringe(s) Due	Timely Fringe(s)	Compliance
CA342 TECHNOLOGY INSURANCE	2	1	50%	2	1	50%
CA381 WESCO INSURANCE	9	9	100%	9	9	100%
Total	11	10	91% ▲	11	10	91% ▲
AMTRUST INSURANCE Group Total	11	10	91% ▲	11	10	91% ▲

INSURANCE GROUP COMPLIANCE
 Wage Statements and Fringe Benefit Forms
 Second Quarter
 4/1/2020 - 6/30/2020

Insurance Company	Total Wage Statement(s) Due	Wage Statement(s) Filed Timely	Compliance Percentage	Total Fringe Benefit Form(s) Due	Fringe Benefit Form(s) Filed Timely	Compliance Percentage
ARCH INSURANCE						
ARCH INSURANCE	Wage(s) Due	Timely Wage(s)	Compliance	Fringe(s) Due	Timely Fringe(s)	Compliance
	*	*	*	*	*	*
Total	*	*	*	*	*	*
ARCH INSURANCE TPA Administered Claims						
CA040 BROADSPIRE SERVICES	5	4	80%	5	3	60%
CA070 CANNON COCHRAN MANAGEMENT SERVICES	1	0	0%	1	0	0%
CA116 CORVEL ENTERPRISE COMP	1	0	0%	1	0	0%
CA117 COTTINGHAM & BUTLER CLAIMS SERVICES	3	2	67%	3	2	67%
CA160 ESIS	*	*	*	*	*	*
CA190 GALLAGHER BASSETT SERVICES	1	1	100%	1	1	100%
CA300 SEDGWICK CLAIMS MANAGEMENT SERVICES	2	2	100%	2	2	100%
CA340 YORK RISK SERVICES	*	*	*	*	*	*
TPA Total	13	9	69% ▼	13	8	62% ▼
ARCH INSURANCE Group Total	13	9	69% ▼	13	8	62% ▼
BATH IRON WORKS						
CA036 BATH IRON WORKS	17	17	100%	17	17	100%
Total	17	17	100% ▲	17	17	100% ▲
BATH IRON WORKS Group Total	17	17	100% ▲	17	17	100% ▲
BERKSHIRE HATHAWAY INSURANCE						
CA114 BERKSHIRE HATHAWAY HOMESTATE INSURANCE	1	0	0%	1	0	0%
Total	1	0	0% ▼	1	0	0% ▼
BERKSHIRE HATHAWAY INSURANCE Group Total	1	0	0% ▼	1	0	0% ▼
BROADSPIRE SERVICES						
CA040 BROADSPIRE SERVICES	11	7	64%	11	6	55%
Total	11	7	64% ▼	11	6	55% ▼
BROADSPIRE SERVICES Group Total	11	7	64% ▼	11	6	55% ▼
CANNON COCHRAN MANAGEMENT SERVICES						
CA070 CANNON COCHRAN MANAGEMENT SERVICES	26	19	73%	26	18	69%
Total	26	19	73% ▼	26	18	69% ▼
CANNON COCHRAN MANAGEMENT SERVICES Group Total	26	19	73% ▼	26	18	69% ▼
CHESTERFIELD SERVICES						
CA022 AMERICAN ZURICH	*	*	*	*	*	*
CA400 ZURICH AMERICAN INSURANCE	*	*	*	*	*	*
Total	*	*	*	*	*	*
CHESTERFIELD SERVICES Group Total	*	*	*	*	*	*

INSURANCE GROUP COMPLIANCE
Wage Statements and Fringe Benefit Forms
Second Quarter
4/1/2020 - 6/30/2020

Insurance Company	Total Wage Statement(s) Due	Wage Statement(s) Filed Timely	Compliance Percentage	Total Fringe Benefit Form(s) Due	Fringe Benefit Form(s) Filed Timely	Compliance Percentage
CHUBB INSURANCE	Wage(s) Due	Timely Wage(s)	Compliance	Fringe(s) Due	Timely Fringe(s)	Compliance
ACE AMERICAN INSURANCE COMPANY	*	*	*	*	*	*
ACE INSURANCE	*	*	*	*	*	*
CA046 CHUBB INSURANCE	*	*	*	*	*	*
CA090 FEDERAL INSURANCE	*	*	*	*	*	*
INDEMNITY INS CO OF NORTH AMERICA	*	*	*	*	*	*
PACIFIC INDEMNITY CO	*	*	*	*	*	*
Total	*	*	*	*	*	*
CHUBB INSURANCE TPA Administered Claims						
CA040 BROADSPIRE SERVICES	1	0	0%	1	0	0%
CA070 CANNON COCHRAN MANAGEMENT SERVICES	2	0	0%	2	0	0%
CA110 CONSTITUTION STATE SERVICES	4	4	100%	4	4	100%
CA116 CORVEL ENTERPRISE COMP	3	3	100%	3	3	100%
CA117 COTTINGHAM & BUTLER CLAIMS SERVICES	*	*	*	*	*	*
CA160 ESIS	7	6	86%	7	1	14%
CA190 GALLAGHER BASSETT SERVICES	9	5	56%	9	5	56%
CA204 HELMSMAN MANAGEMENT SERVICES	*	*	*	*	*	*
CA300 SEDGWICK CLAIMS MANAGEMENT SERVICES	33	32	97%	33	30	91%
CA340 YORK RISK SERVICES	1	1	100%	1	1	100%
TPA Total	60	51	85% ▲	60	44	73% ▼
CHUBB INSURANCE Group Total	60	51	85% ▲	60	44	73% ▼
CIANBRO CORPORATION	Wage(s) Due	Timely Wage(s)	Compliance	Fringe(s) Due	Timely Fringe(s)	Compliance
CA085 CIANBRO CORPORATION	1	0	0%	1	0	0%
Total	1	0	0% ▼	1	0	0% ▼
CIANBRO CORPORATION Group Total	1	0	0% ▼	1	0	0% ▼
CINCINNATI INSURANCE	Wage(s) Due	Timely Wage(s)	Compliance	Fringe(s) Due	Timely Fringe(s)	Compliance
CA438 CINCINNATI INSURANCE	1	1	100%	1	1	100%
Total	1	1	100% ▲	1	1	100% ▲
CINCINNATI INSURANCE Group Total	1	1	100% ▲	1	1	100% ▲

INSURANCE GROUP COMPLIANCE
 Wage Statements and Fringe Benefit Forms
 Second Quarter
 4/1/2020 - 6/30/2020

Insurance Company	Total Wage Statement(s) Due	Wage Statement(s) Filed Timely	Compliance Percentage	Total Fringe Benefit Form(s) Due	Fringe Benefit Form(s) Filed Timely	Compliance Percentage
CNA INSURANCE	Wage(s) Due	Timely Wage(s)	Compliance	Fringe(s) Due	Timely Fringe(s)	Compliance
CA017 AMERICAN CASUALTY COMPANY OF READING PA	*	*	*	*	*	*
CA083 CNA CLAIMS PLUS	1	1	100%	1	0	0%
CA050 CONTINENTAL CASUALTY	1	1	100%	1	1	100%
CA271 NATIONAL FIRE INSURANCE	1	0	0%	1	0	0%
Total	3	2	67% ▼	3	1	33% ▼
CNA INSURANCE TPA Administered Claims						
CA040 BROADSPIRE SERVICES	*	*	*	*	*	*
CA190 GALLAGHER BASSETT SERVICES	*	*	*	*	*	*
TPA Total	*	*	*	*	*	*
CNA INSURANCE Group Total	3	2	67% ▼	3	1	33% ▼
CONSTITUTION STATE SERVICES	Wage(s) Due	Timely Wage(s)	Compliance	Fringe(s) Due	Timely Fringe(s)	Compliance
CA110 CONSTITUTION STATE SERVICES	4	4	100%	4	4	100%
Total	4	4	100% ▲	4	4	100% ▲
CONSTITUTION STATE SERVICES Group Total	4	4	100% ▲	4	4	100% ▲
CORVEL ENTERPRISE COMP	Wage(s) Due	Timely Wage(s)	Compliance	Fringe(s) Due	Timely Fringe(s)	Compliance
CA116 CORVEL ENTERPRISE COMP	9	7	78%	9	6	67%
Total	9	7	78% ▲	9	6	67% ▼
CORVEL ENTERPRISE COMP Group Total	9	7	78% ▲	9	6	67% ▼
COTTINGHAM & BUTLER CLAIMS SERVICES	Wage(s) Due	Timely Wage(s)	Compliance	Fringe(s) Due	Timely Fringe(s)	Compliance
CA117 COTTINGHAM & BUTLER CLAIMS SERVICES	3	2	67%	3	2	67%
Total	3	2	67% ▼	3	2	67% ▼
COTTINGHAM & BUTLER CLAIMS SERVICES Group Total	3	2	67% ▼	3	2	67% ▼
CROSS INSURANCE	Wage(s) Due	Timely Wage(s)	Compliance	Fringe(s) Due	Timely Fringe(s)	Compliance
CA093 CROSS INSURANCE	239	214	90%	239	211	88%
Total	239	214	90% ▲	239	211	88% ▲
CROSS INSURANCE Group Total	239	214	90% ▲	239	211	88% ▲
EASTERN ALLIANCE INSURANCE	Wage(s) Due	Timely Wage(s)	Compliance	Fringe(s) Due	Timely Fringe(s)	Compliance
CA141 EASTERN ALLIANCE INSURANCE	17	15	88%	17	14	82%
Total	17	15	88% ▲	17	14	82% ▲
EASTERN ALLIANCE INSURANCE Group Total	17	15	88% ▲	17	14	82% ▲

INSURANCE GROUP COMPLIANCE
Wage Statements and Fringe Benefit Forms
Second Quarter
4/1/2020 - 6/30/2020

Insurance Company	Total Wage Statement(s) Due	Wage Statement(s) Filed Timely	Compliance Percentage	Total Fringe Benefit Form(s) Due	Fringe Benefit Form(s) Filed Timely	Compliance Percentage
ELECTRIC INSURANCE	Wage(s) Due	Timely Wage(s)	Compliance	Fringe(s) Due	Timely Fringe(s)	Compliance
CA150 ELECTRIC INSURANCE	*	*	*	*	*	*
Total	*	*	*	*	*	*
ELECTRIC INSURANCE TPA Administered Claims						
CA300 SEDGWICK CLAIMS MANAGEMENT SERVICES	3	2	67%	3	2	67%
TPA Total	3	2	67% ▼	3	2	67% ▼
ELECTRIC INSURANCE Group Total	3	2	67% ▼	3	2	67% ▼
ESIS	Wage(s) Due	Timely Wage(s)	Compliance	Fringe(s) Due	Timely Fringe(s)	Compliance
CA160 ESIS	21	12	57%	21	10	48%
Total	21	12	57% ▼	21	10	48% ▼
ESIS Group Total	21	12	57% ▼	21	10	48% ▼
EVEREST REINS HOLDINGS GROUP	Wage(s) Due	Timely Wage(s)	Compliance	Fringe(s) Due	Timely Fringe(s)	Compliance
EVEREST REINS HOLDINGS	*	*	*	*	*	*
Total	*	*	*	*	*	*
EVEREST REINS HOLDINGS GROUP TPA Administered Claims						
CA040 BROADSPIRE SERVICES	1	0	0%	1	0	0%
CA300 SEDGWICK CLAIMS MANAGEMENT SERVICES	2	2	100%	2	2	100%
TPA Total	3	2	67% ▼	3	2	67% ▼
EVEREST REINS HOLDINGS GROUP Group Total	3	2	67% ▼	3	2	67% ▼
FEDERATED MUTUAL INSURANCE	Wage(s) Due	Timely Wage(s)	Compliance	Fringe(s) Due	Timely Fringe(s)	Compliance
CA091 FEDERATED MUTUAL INSURANCE	6	4	67%	6	4	67%
CA439 FEDERATED RESERVE	*	*	*	*	*	*
CA092 FEDERATED SERVICE INSURANCE	1	1	100%	1	1	100%
Total	7	5	71% ▼	7	5	71% ▼
FEDERATED MUTUAL INSURANCE Group Total	7	5	71% ▼	7	5	71% ▼
FRANKENMUTH INSURANCE	Wage(s) Due	Timely Wage(s)	Compliance	Fringe(s) Due	Timely Fringe(s)	Compliance
CA095 FRANKENMUTH INSURANCE	*	*	*	*	*	*
Total	*	*	*	*	*	*
FRANKENMUTH INSURANCE Group Total	*	*	*	*	*	*
FUTURECOMP	Wage(s) Due	Timely Wage(s)	Compliance	Fringe(s) Due	Timely Fringe(s)	Compliance
CA175 FUTURECOMP	18	16	89%	18	16	89%
Total	18	16	89% ▲	18	16	89% ▲
FUTURECOMP Group Total	18	16	89% ▲	18	16	89% ▲

INSURANCE GROUP COMPLIANCE
Wage Statements and Fringe Benefit Forms
Second Quarter
4/1/2020 - 6/30/2020

Insurance Company	Total Wage Statement(s) Due	Wage Statement(s) Filed Timely	Compliance Percentage	Total Fringe Benefit Form(s) Due	Fringe Benefit Form(s) Filed Timely	Compliance Percentage
GALLAGHER BASSETT SERVICES	Wage(s) Due	Timely Wage(s)	Compliance	Fringe(s) Due	Timely Fringe(s)	Compliance
CA190 GALLAGHER BASSETT SERVICES	39	27	69%	39	28	72%
Total	39	27	69% ▼	39	28	72% ▼
GALLAGHER BASSETT SERVICES Group Total	39	27	69% ▼	39	28	72% ▼
GREAT WEST INSURANCE	Wage(s) Due	Timely Wage(s)	Compliance	Fringe(s) Due	Timely Fringe(s)	Compliance
CA196 GREAT WEST INSURANCE	2	2	100%	2	2	100%
Total	2	2	100% ▲	2	2	100% ▲
GREAT WEST INSURANCE Group Total	2	2	100% ▲	2	2	100% ▲
GUARD INSURANCE	Wage(s) Due	Timely Wage(s)	Compliance	Fringe(s) Due	Timely Fringe(s)	Compliance
CA019 AMGUARD INSURANCE	1	0	0%	1	0	0%
CA140 EASTGUARD INSURANCE	2	0	0%	2	0	0%
CA272 NORGUARD INSURANCE	*	*	*	*	*	*
Total	3	0	0% ▼	3	0	0% ▼
GUARD INSURANCE Group Total	3	0	0% ▼	3	0	0% ▼
HANNAFORD BROTHERS	Wage(s) Due	Timely Wage(s)	Compliance	Fringe(s) Due	Timely Fringe(s)	Compliance
CA201 HANNAFORD BROTHERS	28	24	86%	28	23	82%
Total	28	24	86% ▲	28	23	82% ▲
HANNAFORD BROTHERS Group Total	28	24	86% ▲	28	23	82% ▲
HANOVER INSURANCE	Wage(s) Due	Timely Wage(s)	Compliance	Fringe(s) Due	Timely Fringe(s)	Compliance
CA428 ALLMERICA FINANCIAL BENEFIT INSURANCE	*	*	*	*	*	*
CA048 CITIZENS INSURANCE COMPANY OF AMERICA	*	*	*	*	*	*
CA202 HANOVER INSURANCE	3	2	67%	3	2	67%
CA228 MASSACHUSETTS BAY INSURANCE	1	0	0%	1	0	0%
Total	4	2	50% ▼	4	2	50% ▼
HANOVER INSURANCE Group Total	4	2	50% ▼	4	2	50% ▼

INSURANCE GROUP COMPLIANCE
 Wage Statements and Fringe Benefit Forms
 Second Quarter
 4/1/2020 - 6/30/2020

Insurance Company	Total Wage Statement(s) Due	Wage Statement(s) Filed Timely	Compliance Percentage	Total Fringe Benefit Form(s) Due	Fringe Benefit Form(s) Filed Timely	Compliance Percentage
HARTFORD INSURANCE	Wage(s) Due	Timely Wage(s)	Compliance	Fringe(s) Due	Timely Fringe(s)	Compliance
CA188 HARTFORD ACCIDENT & INDEMNITY	*	*	*	*	*	*
CA185 HARTFORD CASUALTY INSURANCE	3	1	33%	3	2	67%
CA203 HARTFORD FIRE INSURANCE	1	0	0%	1	0	0%
CA186 HARTFORD INSURANCE COMPANY OF THE MIDWEST	1	1	100%	1	0	0%
CA187 HARTFORD UNDERWRITERS INSURANCE	5	4	80%	5	4	80%
CA288 PROPERTY & CASUALTY INSURANCE COMPANY OF HARTFORD	2	0	0%	2	0	0%
CA296 SENTINEL INSURANCE	1	0	0%	1	0	0%
CA319 TRUMBULL INSURANCE	1	0	0%	1	1	100%
CA321 TWIN CITY FIRE INSURANCE	1	1	100%	1	1	100%
Total	15	7	47% ▼	15	8	53% ▼
HARTFORD INSURANCE TPA Administered Claims						
CA070 CANNON COCHRAN MANAGEMENT SERVICES	1	0	0%	1	0	0%
CA116 CORVEL ENTERPRISE COMP	1	1	100%	1	0	0%
CA300 SEDGWICK CLAIMS MANAGEMENT SERVICES	2	2	100%	2	2	100%
TPA Total	4	3	75% ▲	4	2	50% ▼
HARTFORD INSURANCE Group Total	19	10	53% ▼	19	10	53% ▼
HELMSMAN MANAGEMENT SERVICES	Wage(s) Due	Timely Wage(s)	Compliance	Fringe(s) Due	Timely Fringe(s)	Compliance
CA204 HELMSMAN MANAGEMENT SERVICES	4	4	100%	4	4	100%
Total	4	4	100% ▲	4	4	100% ▲
HELMSMAN MANAGEMENT SERVICES Group Total	4	4	100% ▲	4	4	100% ▲
LIBERTY MUTUAL INSURANCE	Wage(s) Due	Timely Wage(s)	Compliance	Fringe(s) Due	Timely Fringe(s)	Compliance
CA003 AMERICAN FIRE & CASUALTY INSURANCE	1	1	100%	1	1	100%
CA380 EMPLOYERS INSURANCE OF WAUSAU	3	1	33%	3	1	33%
CA210 LIBERTY MUTUAL INSURANCE	31	19	61%	31	19	61%
CA406 OHIO CASUALTY INSURANCE	5	3	60%	5	3	60%
CA407 OHIO SECURITY INSURANCE	5	4	80%	5	4	80%
CA408 WEST AMERICAN INSURANCE	*	*	*	*	*	*
Total	45	28	62% ▼	45	28	62% ▼
LIBERTY MUTUAL INSURANCE Group Total	45	28	62% ▼	45	28	62% ▼
MAINE AUTOMOBILE DEALERS ASSOCIATION	Wage(s) Due	Timely Wage(s)	Compliance	Fringe(s) Due	Timely Fringe(s)	Compliance
CA220 MAINE AUTOMOBILE DEALERS ASSOCIATION	2	0	0%	2	0	0%
Total	2	0	0% ▼	2	0	0% ▼
MAINE AUTOMOBILE DEALERS ASSOCIATION Group Total	2	0	0% ▼	2	0	0% ▼

INSURANCE GROUP COMPLIANCE
 Wage Statements and Fringe Benefit Forms
 Second Quarter
 4/1/2020 - 6/30/2020

Insurance Company	Total Wage Statement(s) Due	Wage Statement(s) Filed Timely	Compliance Percentage	Total Fringe Benefit Form(s) Due	Fringe Benefit Form(s) Filed Timely	Compliance Percentage
MAINE EMPLOYERS' MUTUAL INSURANCE	Wage(s) Due	Timely Wage(s)	Compliance	Fringe(s) Due	Timely Fringe(s)	Compliance
CA260 MAINE EMPLOYERS' MUTUAL INSURANCE	596	329	55%	596	326	55%
Total	596	329	55% ▼	596	326	55% ▼
MAINE EMPLOYERS' MUTUAL INSURANCE TPA Administered Claims						
CA116 CORVEL ENTERPRISE COMP	2	2	100%	2	2	100%
TPA Total	2	2	100% ▲	2	2	100% ▲
MAINE EMPLOYERS' MUTUAL INSURANCE Group Total	598	331	55% ▼	598	328	55% ▼
MAINE HEALTHCARE ASSOCIATION	Wage(s) Due	Timely Wage(s)	Compliance	Fringe(s) Due	Timely Fringe(s)	Compliance
CA234 MAINE HEALTHCARE ASSOCIATION	18	13	72%	18	14	78%
Total	18	13	72% ▼	18	14	78% ▲
MAINE HEALTHCARE ASSOCIATION Group Total	18	13	72% ▼	18	14	78% ▲
MAINE MOTOR TRANSPORT ASSOCIATION	Wage(s) Due	Timely Wage(s)	Compliance	Fringe(s) Due	Timely Fringe(s)	Compliance
CA230 MAINE MOTOR TRANSPORT ASSOCIATION	18	17	94%	18	17	94%
Total	18	17	94% ▲	18	17	94% ▲
MAINE MOTOR TRANSPORT ASSOCIATION Group Total	18	17	94% ▲	18	17	94% ▲
MAINE MUNICIPAL ASSOCIATION	Wage(s) Due	Timely Wage(s)	Compliance	Fringe(s) Due	Timely Fringe(s)	Compliance
CA225 MAINE MUNICIPAL ASSOCIATION	96	79	82%	96	79	82%
Total	96	79	82% ▲	96	79	82% ▲
MAINE MUNICIPAL ASSOCIATION Group Total	96	79	82% ▲	96	79	82% ▲
MAINE SCHOOL MANAGEMENT ASSOCIATION	Wage(s) Due	Timely Wage(s)	Compliance	Fringe(s) Due	Timely Fringe(s)	Compliance
CA250 MAINE SCHOOL MANAGEMENT ASSOCIATION	17	15	88%	17	15	88%
Total	17	15	88% ▲	17	15	88% ▲
MAINE SCHOOL MANAGEMENT ASSOCIATION Group Total	17	15	88% ▲	17	15	88% ▲
MEADOWBROOK INSURANCE	Wage(s) Due	Timely Wage(s)	Compliance	Fringe(s) Due	Timely Fringe(s)	Compliance
CA255 MEADOWBROOK INSURANCE	*	*	*	*	*	*
Total	*	*	*	*	*	*
MEADOWBROOK INSURANCE Group Total	*	*	*	*	*	*
MITSUI SUMITOMO INS CO OF AMERICA	Wage(s) Due	Timely Wage(s)	Compliance	Fringe(s) Due	Timely Fringe(s)	Compliance
MITSUI SUMITOMO INS CO OF AMERICA	*	*	*	*	*	*
Total	*	*	*	*	*	*
MITSUI SUMITOMO INS CO OF AMERICA TPA Administered Claims						
CA070 CANNON COCHRAN MANAGEMENT SERVICES	*	*	*	*	*	*
TPA Total	*	*	*	*	*	*
MITSUI SUMITOMO INS CO OF AMERICA Group Total	*	*	*	*	*	*

INSURANCE GROUP COMPLIANCE
Wage Statements and Fringe Benefit Forms
Second Quarter
4/1/2020 - 6/30/2020

Insurance Company	Total Wage Statement(s) Due	Wage Statement(s) Filed Timely	Compliance Percentage	Total Fringe Benefit Form(s) Due	Fringe Benefit Form(s) Filed Timely	Compliance Percentage
NEXT LEVEL ADMINISTRATOR LLC	Wage(s) Due	Timely Wage(s)	Compliance	Fringe(s) Due	Timely Fringe(s)	Compliance
CA433 NEXT LEVEL ADMINISTRATOR LLC	1	1	100%	1	1	100%
Total	1	1	100% ▲	1	1	100% ▲
NEXT LEVEL ADMINISTRATOR LLC Group Total	1	1	100% ▲	1	1	100% ▲
NGM INSURANCE	Wage(s) Due	Timely Wage(s)	Compliance	Fringe(s) Due	Timely Fringe(s)	Compliance
CA265 NGM INSURANCE	*	*	*	*	*	*
Total	*	*	*	*	*	*
NGM INSURANCE Group Total	*	*	*	*	*	*
OLD REPUBLIC INSURANCE	Wage(s) Due	Timely Wage(s)	Compliance	Fringe(s) Due	Timely Fringe(s)	Compliance
OLD REPUBLIC GENERAL INSURANCE CORP.	*	*	*	*	*	*
OLD REPUBLIC INSURANCE	*	*	*	*	*	*
Total	*	*	*	*	*	*
OLD REPUBLIC INSURANCE TPA Administered Claims						
CA070 CANNON COCHRAN MANAGEMENT SERVICES	4	3	75%	4	3	75%
CA190 GALLAGHER BASSETT SERVICES	*	*	*	*	*	*
CA300 SEDGWICK CLAIMS MANAGEMENT SERVICES	2	2	100%	2	2	100%
TPA Total	6	5	83% ▲	6	5	83% ▲
OLD REPUBLIC INSURANCE Group Total	6	5	83% ▲	6	5	83% ▲
PENNSYLVANIA MFG ASSN	Wage(s) Due	Timely Wage(s)	Compliance	Fringe(s) Due	Timely Fringe(s)	Compliance
MANUFACTURERS ALLIANCE INSURANCE	*	*	*	*	*	*
PENNSYLVANIA MFG ASSN	*	*	*	*	*	*
PENNSYLVANIA MFG INDEMNITY CO	*	*	*	*	*	*
Total	*	*	*	*	*	*
PENNSYLVANIA MFG ASSN TPA Administered Claims						
CA190 GALLAGHER BASSETT SERVICES	3	1	33%	3	1	33%
TPA Total	3	1	33% ▼	3	1	33% ▼
PENNSYLVANIA MFG ASSN Group Total	3	1	33% ▼	3	1	33% ▼
PROTECTIVE INSURANCE	Wage(s) Due	Timely Wage(s)	Compliance	Fringe(s) Due	Timely Fringe(s)	Compliance
CA277 PROTECTIVE INSURANCE COMPANY	*	*	*	*	*	*
Total	*	*	*	*	*	*
PROTECTIVE INSURANCE TPA Administered Claims						
CA340 YORK RISK SERVICES	1	1	100%	1	1	100%
TPA Total	1	1	100% ▲	1	1	100% ▲
PROTECTIVE INSURANCE Group Total	1	1	100% ▲	1	1	100% ▲

INSURANCE GROUP COMPLIANCE
Wage Statements and Fringe Benefit Forms
Second Quarter
4/1/2020 - 6/30/2020

Insurance Company	Total Wage Statement(s) Due	Wage Statement(s) Filed Timely	Compliance Percentage	Total Fringe Benefit Form(s) Due	Fringe Benefit Form(s) Filed Timely	Compliance Percentage
QBE INSURANCE GROUP	Wage(s) Due	Timely Wage(s)	Compliance	Fringe(s) Due	Timely Fringe(s)	Compliance
QBE INSURANCE GROUP	*	*	*	*	*	*
Total	*	*	*	*	*	*
QBE INSURANCE GROUP TPA Administered Claims						
CA300 SEDGWICK CLAIMS MANAGEMENT SERVICES	3	3	100%	3	3	100%
TPA Total	3	3	100% ▲	3	3	100% ▲
QBE INSURANCE GROUP Group Total	3	3	100% ▲	3	3	100% ▲
SAFETY NATIONAL CASUALTY CORP	Wage(s) Due	Timely Wage(s)	Compliance	Fringe(s) Due	Timely Fringe(s)	Compliance
SAFETY NATIONAL CASUALTY CORP	*	*	*	*	*	*
Total	*	*	*	*	*	*
SAFETY NATIONAL CASUALTY CORP TPA Administered Claims						
CA040 BROADSPIRE SERVICES	1	1	100%	1	1	100%
CA116 CORVEL ENTERPRISE COMP	*	*	*	*	*	*
CA160 ESIS	1	0	0%	1	0	0%
CA190 GALLAGHER BASSETT SERVICES	*	*	*	*	*	*
CA300 SEDGWICK CLAIMS MANAGEMENT SERVICES	5	5	100%	5	5	100%
TPA Total	7	6	86% ▲	7	6	86% ▲
SAFETY NATIONAL CASUALTY CORP Group Total	7	6	86% ▲	7	6	86% ▲
SEDGWICK CLAIMS MANAGEMENT SERVICES	Wage(s) Due	Timely Wage(s)	Compliance	Fringe(s) Due	Timely Fringe(s)	Compliance
CA300 SEDGWICK CLAIMS MANAGEMENT SERVICES	105	90	86%	105	93	89%
Total	105	90	86% ▲	105	93	89% ▲
SEDGWICK CLAIMS MANAGEMENT SERVICES Group Total	105	90	86% ▲	105	93	89% ▲
SENTRY INSURANCE	Wage(s) Due	Timely Wage(s)	Compliance	Fringe(s) Due	Timely Fringe(s)	Compliance
CA207 FLORISTS MUTUAL INSURANCE	1	1	100%	1	1	100%
CA426 MIDDLESEX INSURANCE COMPANY	*	*	*	*	*	*
CA402 SENTRY CASUALTY	14	9	64%	14	9	64%
CA305 SENTRY INSURANCE	2	2	100%	2	2	100%
CA308 SENTRY SELECT INSURANCE	*	*	*	*	*	*
Total	17	12	71% ▼	17	12	71% ▼
SENTRY INSURANCE Group Total	17	12	71% ▼	17	12	71% ▼

INSURANCE GROUP COMPLIANCE
Wage Statements and Fringe Benefit Forms
Second Quarter
4/1/2020 - 6/30/2020

Insurance Company	Total Wage Statement(s) Due	Wage Statement(s) Filed Timely	Compliance Percentage	Total Fringe Benefit Form(s) Due	Fringe Benefit Form(s) Filed Timely	Compliance Percentage
SOMPO JAPAN INSURANCE	Wage(s) Due	Timely Wage(s)	Compliance	Fringe(s) Due	Timely Fringe(s)	Compliance
SOMPO JAPAN INSURANCE COMPANY OF AMERICA	*	*	*	*	*	*
Total	*	*	*	*	*	*
SOMPO JAPAN INSURANCE TPA Administered Claims						
CA190 GALLAGHER BASSETT SERVICES	1	0	0%	1	0	0%
TPA Total	1	0	0% ▼	1	0	0% ▼
SOMPO JAPAN INSURANCE Group Total	1	0	0% ▼	1	0	0% ▼
STARR INDEMNITY INSURANCE	Wage(s) Due	Timely Wage(s)	Compliance	Fringe(s) Due	Timely Fringe(s)	Compliance
STARR INDEMNITY INSURANCE	*	*	*	*	*	*
Total	*	*	*	*	*	*
STARR INDEMNITY INSURANCE TPA Administered Claims						
CA190 GALLAGHER BASSETT SERVICES	5	5	100%	5	5	100%
CA300 SEDGWICK CLAIMS MANAGEMENT SERVICES	1	1	100%	1	1	100%
TPA Total	6	6	100% ▲	6	6	100% ▲
STARR INDEMNITY INSURANCE Group Total	6	6	100% ▲	6	6	100% ▲
STATE OF MAINE WORKERS' COMPENSATION TRUST	Wage(s) Due	Timely Wage(s)	Compliance	Fringe(s) Due	Timely Fringe(s)	Compliance
CA307 STATE OF MAINE WORKERS' COMPENSATION TRUST	86	79	92%	86	78	91%
Total	86	79	92% ▲	86	78	91% ▲
STATE OF MAINE WORKERS' COMPENSATION TRUST Group Total	86	79	92% ▲	86	78	91% ▲
SYNERNET	Wage(s) Due	Timely Wage(s)	Compliance	Fringe(s) Due	Timely Fringe(s)	Compliance
CA320 SYNERNET	249	199	80%	249	196	79%
Total	249	199	80% ▲	249	196	79% ▲
SYNERNET Group Total	249	199	80% ▲	249	196	79% ▲
THE AMERICAN EQUITY UNDERWRITERS	Wage(s) Due	Timely Wage(s)	Compliance	Fringe(s) Due	Timely Fringe(s)	Compliance
CA323 THE AMERICAN EQUITY UNDERWRITERS	*	*	*	*	*	*
Total	*	*	*	*	*	*
THE AMERICAN EQUITY UNDERWRITERS Group Total	*	*	*	*	*	*

INSURANCE GROUP COMPLIANCE
 Wage Statements and Fringe Benefit Forms
 Second Quarter
 4/1/2020 - 6/30/2020

Insurance Company	Total Wage Statement(s) Due	Wage Statement(s) Filed Timely	Compliance Percentage	Total Fringe Benefit Form(s) Due	Fringe Benefit Form(s) Filed Timely	Compliance Percentage
TRAVELERS INSURANCE	Wage(s) Due	Timely Wage(s)	Compliance	Fringe(s) Due	Timely Fringe(s)	Compliance
CA072 CHARTER OAK FIRE INSURANCE	11	5	45%	11	5	45%
CA164 FARMINGTON CASUALTY	3	1	33%	3	1	33%
CA306 STANDARD FIRE INSURANCE	2	1	50%	2	1	50%
CA347 TRAVELERS CASUALTY & SURETY	1	1	100%	1	0	0%
CA348 TRAVELERS CASUALTY INSURANCE COMPANY OF AMERICA	1	1	100%	1	1	100%
CA349 TRAVELERS COMMERCIAL CASUALTY	*	*	*	*	*	*
CA343 TRAVELERS INDEMNITY COMPANY	1	0	0%	1	0	0%
CA346 TRAVELERS INDEMNITY COMPANY OF AMERICA	2	2	100%	2	2	100%
CA345 TRAVELERS PROPERTY CASUALTY INSURANCE	2	2	100%	2	2	100%
Total	23	13	57% ▼	23	12	52% ▼
TRAVELERS INSURANCE TPA Administered Claims						
CA300 SEDGWICK CLAIMS MANAGEMENT SERVICES	*	*	*	*	*	*
TPA Total	*	*	*	*	*	*
TRAVELERS INSURANCE Group Total	23	13	57% ▼	23	12	52% ▼
TYSON FOODS INC	Wage(s) Due	Timely Wage(s)	Compliance	Fringe(s) Due	Timely Fringe(s)	Compliance
CA435 TYSON FOODS INC	1	0	0%	1	0	0%
Total	1	0	0% ▼	1	0	0% ▼
TYSON FOODS INC Group Total	1	0	0% ▼	1	0	0% ▼
VANLINER INSURANCE	Wage(s) Due	Timely Wage(s)	Compliance	Fringe(s) Due	Timely Fringe(s)	Compliance
CA379 VANLINER INSURANCE	1	1	100%	1	1	100%
Total	1	1	100% ▲	1	1	100% ▲
VANLINER INSURANCE Group Total	1	1	100% ▲	1	1	100% ▲
WALLMART CLAIMS SERVICES	Wage(s) Due	Timely Wage(s)	Compliance	Fringe(s) Due	Timely Fringe(s)	Compliance
CA100 WALMART CLAIMS SERVICES	132	87	66%	132	90	68%
Total	132	87	66% ▼	132	90	68% ▼
WALLMART CLAIMS SERVICES Group Total	132	87	66% ▼	132	90	68% ▼

INSURANCE GROUP COMPLIANCE
Wage Statements and Fringe Benefit Forms
Second Quarter
4/1/2020 - 6/30/2020

Insurance Company	Total Wage Statement(s) Due	Wage Statement(s) Filed Timely	Compliance Percentage	Total Fringe Benefit Form(s) Due	Fringe Benefit Form(s) Filed Timely	Compliance Percentage
XL INSURANCE	Wage(s) Due	Timely Wage(s)	Compliance	Fringe(s) Due	Timely Fringe(s)	Compliance
CA317 T.H.E. INSURANCE	*	*	*	*	*	*
CA384 XL INSURANCE	*	*	*	*	*	*
Total	*	*	*	*	*	*
XL INSURANCE TPA Administered Claims						
CA040 BROADSPIRE SERVICES	1	0	0%	1	0	0%
CA190 GALLAGHER BASSETT SERVICES	6	3	50%	6	3	50%
CA300 SEDGWICK CLAIMS MANAGEMENT SERVICES	2	2	100%	2	2	100%
TPA Total	9	5	56% ▼	9	5	56% ▼
XL INSURANCE Group Total	9	5	56% ▼	9	5	56% ▼
YORK RISK SERVICES	Wage(s) Due	Timely Wage(s)	Compliance	Fringe(s) Due	Timely Fringe(s)	Compliance
CA340 YORK RISK SERVICES	2	2	100%	2	2	100%
Total	2	2	100% ▲	2	2	100% ▲
YORK RISK SERVICES Group Total	2	2	100% ▲	2	2	100% ▲
ZURICH INSURANCE	Wage(s) Due	Timely Wage(s)	Compliance	Fringe(s) Due	Timely Fringe(s)	Compliance
CA022 AMERICAN ZURICH	9	6	67%	9	6	67%
CA400 ZURICH AMERICAN INSURANCE	4	4	100%	4	4	100%
CA404 ZURICH AMERICAN INSURANCE COMPANY OF ILLINOIS	2	2	100%	2	2	100%
Total	15	12	80% ▲	15	12	80% ▲
ZURICH INSURANCE TPA Administered Claims						
CA116 CORVEL ENTERPRISE COMP	1	0	0%	1	0	0%
CA160 ESIS	2	0	0%	2	1	50%
CA190 GALLAGHER BASSETT SERVICES	3	3	100%	3	3	100%
CA300 SEDGWICK CLAIMS MANAGEMENT SERVICES	6	6	100%	6	6	100%
TPA Total	12	9	75% ▲	12	10	83% ▲
ZURICH INSURANCE Group Total	27	21	78% ▲	27	22	81% ▲