

Make Playdough



Materials Needed: flour, cream of tartar (can be left out), salt, vegetable oil, food coloring

Recipe:

1 cup all-purpose flour
1 cup water
2 teaspoons cream of tartar
1/3 cup salt
1 tablespoon vegetable oil
food coloring



Make Playdough



Materials Needed: flour, cream of tartar (can be left out), salt, vegetable oil, food coloring

Recipe:

1 cup all-purpose flour
1 cup water
2 teaspoons cream of tartar
1/3 cup salt
1 tablespoon vegetable oil
food coloring



Make Playdough



Materials Needed: flour, cream of tartar (can be left out), salt, vegetable oil, food coloring

Recipe:

1 cup all-purpose flour
1 cup water
2 teaspoons cream of tartar
1/3 cup salt
1 tablespoon vegetable oil
food coloring



Make Playdough



Materials Needed: flour, cream of tartar (can be left out), salt, vegetable oil, food coloring

Recipe:

1 cup all-purpose flour
1 cup water
2 teaspoons cream of tartar
1/3 cup salt
1 tablespoon vegetable oil
food coloring



Step 1: Mix all the ingredients together in a saucepan.

Step 2: Cook over low/medium heat, stirring.


Step 3: Continue stirring until the mixture is thickened and begins to gather around the spoon.

Step 4: Remove dough to wax paper or a plate to cool.

Instructions & photos from:

<https://livingwellmom.com/easy-homemade-playdough-recipe/>

Template created by:



Step 1: Mix all the ingredients together in a saucepan.

Step 2: Cook over low/medium heat, stirring.


Step 3: Continue stirring until the mixture is thickened and begins to gather around the spoon.

Step 4: Remove dough to wax paper or a plate to cool.

Instructions & photos from:

<https://livingwellmom.com/easy-homemade-playdough-recipe/>

Template created by:



Step 1: Mix all the ingredients together in a saucepan.

Step 2: Cook over low/medium heat, stirring.

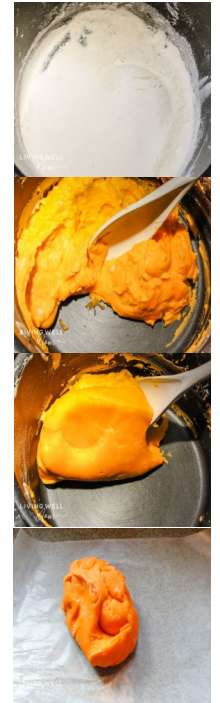
Step 3: Continue stirring until the mixture is thickened and begins to gather around the spoon.

Step 4: Remove dough to wax paper or a plate to cool.

Instructions & photos from:

<https://livingwellmom.com/easy-homemade-playdough-recipe/>

Template created by:



Step 1: Mix all the ingredients together in a saucepan.

Step 2: Cook over low/medium heat, stirring.

Step 3: Continue stirring until the mixture is thickened and begins to gather around the spoon.

Step 4: Remove dough to wax paper or a plate to cool.

Instructions & photos from:

<https://livingwellmom.com/easy-homemade-playdough-recipe/>

Template created by:

