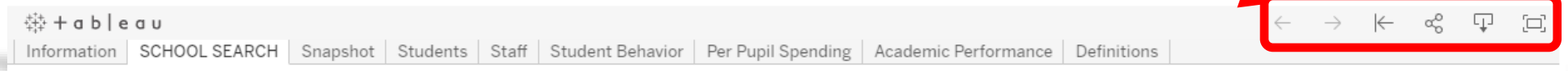








How to use the Tableau Toolbar

The **toolbar** is located at the top right of the dashboard



-  **Undo:** Selecting this option will go backward one step at a time.
-  **Redo:** Does any undo action again. Selecting this option will go forward one step at a time.
-  **Reset:** This option removes all changes done in the dashboard. It resets the dashboard to its original state.
-  **Share:** Allows you to share the dashboard via email, Twitter, Facebook or embed the dashboard on a website
-  **Download:** This option allows you to download elements of the dashboard in the following formats: Image, Data, Crosstab, PDF, PowerPoint, or Tableau Workbook.
-  **Full Screen:** Resizes the dashboard to fit your entire screen.