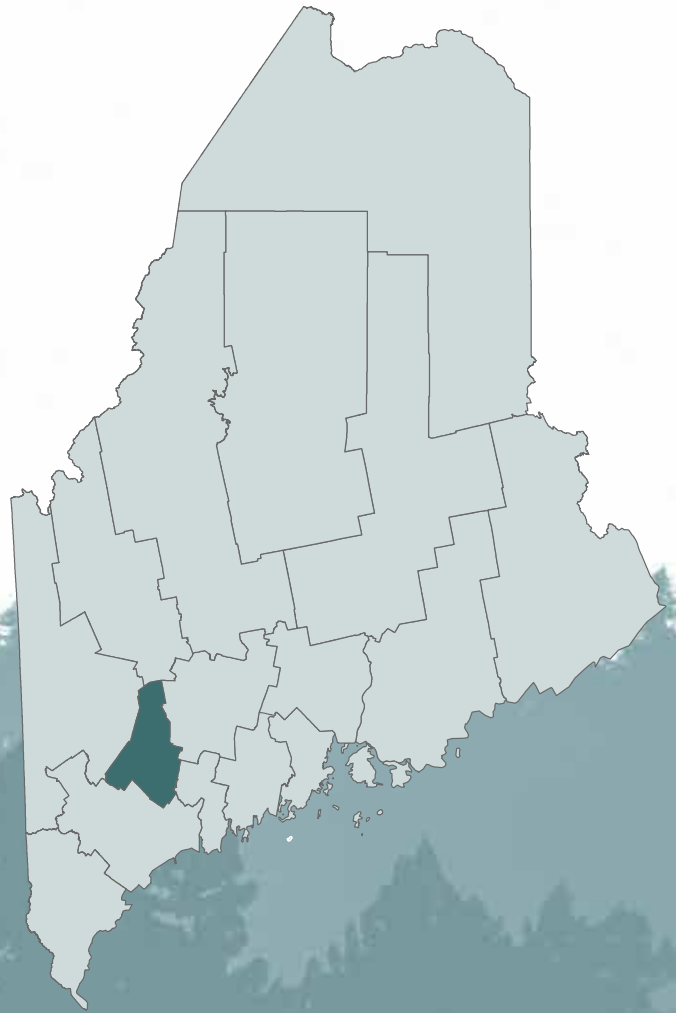


ANDROSCOGGIN COUNTY

2019 Maine Shared Community Health
Needs Assessment Report






TABLE OF CONTENTS

Executive Summary.....	2
Acknowledgements.....	3
Health Priorities	4
Social Determinants of Health	5
Mental Health	7
Substance Use.....	9
Access to Care.....	11
Tobacco Use	13
Community Characteristics	15
Key Indicators.....	19
Appendix A: References	22
Appendix B: History and Governance.....	23
Appendix C: Methodology	24

Key companion documents available at www.mainechna.org:

- Androscoggin County Health Profile
- Lewiston/Auburn City Health Profile
- Western District Profile
- Maine State Health Profile
- Health Equity Data Summaries, including state-level data by race, Hispanic ethnicity, sex, sexual orientation, educational attainment, and income

EXECUTIVE SUMMARY

PURPOSE

The Maine Shared Community Health Needs Assessment (Maine Shared CHNA) is a collaborative effort amongst Central Maine Healthcare (CMHC), MaineGeneral Health (MGH), MaineHealth (MH), Northern Light Health (NLH), and the Maine Center for Disease Control and Prevention (Maine CDC). This unique public-private partnership is intended to assess the health needs of all who call Maine home.

- **Mission:** The Maine Shared CHNA is a dynamic public-private partnership that creates shared Community Health Needs Assessment reports, engages and activates communities, and supports data-driven health improvements for Maine people.
- **Vision:** The Maine Shared CHNA helps to turn data into action so that Maine will become the healthiest state in the U.S.

DEMOGRAPHICS

Androscoggin County is one of three counties that make up the Western Public Health District. The population of Androscoggin County is 107,376 where 15.8% of the population is over the age of 65. Androscoggin County is predominantly white (92.3%). Lewiston is Maine's second largest city and is part of Androscoggin County, with a population of 36,277; 5.2% of Lewiston's population is foreign-born. Community experts expect that this percentage is actually higher due to undercounting in the 2010 Census and other arrivals since 2010. Between 5,000-6,000 Lewiston residents self-identify as African.

The average household income in Androscoggin County is \$48,728. Educational attainment measures for high school graduation (80.9%) and associates' degree or higher (31.3%) are lower than the state average.

TOP HEALTH PRIORITIES

Forums held in Androscoggin County identified a list of health issues in that community through a voting methodology. See Appendix C for a description of how priorities were chosen.

Table 1: Androscoggin County Health Priorities

PRIORITY AREA	% OF VOTES
Social Determinants of Health*	25%
Mental Health*	19%
Substance Use*	14%
Access to Care*	12%
Tobacco Use	9%

**Also a statewide priority. For a complete list of statewide priorities, see state health profile on our website, www.mainechna.org*

NEXT STEPS

This assessment report will be used to fulfill the Internal Revenue Service (IRS) requirements for non-profit hospitals as well as the Public Health Accreditation Board (PHAB) requirements for state and local public health departments. Required activities include:

- Obtaining input from the community, including providers and communities served, on leading health issues and unmet needs
- Evaluating previous actions taken to address needs identified in previous assessments
- Choosing (with justification) which health needs should be addressed
- For hospitals, creating an informed implementation strategy designed to address the identified needs
- For District Coordinating Councils, creating District Health Improvement Plans
- For the Maine CDC, creating an informed State Health Improvement Plan

In the coming months and years, policymakers, non-profits, businesses, academics, and other community partners may also use these reports for their own strategic planning purposes.

ACKNOWLEDGEMENTS

Funding for the Maine Shared CHNA is provided by Central Maine Healthcare, MaineGeneral Health, MaineHealth, and Northern Light Health, with generous in-kind support from the Maine Center for Disease Control and Prevention, an office of the Department of Health and Human Services and countless community partners and stakeholder groups. These stakeholder groups include the Metrics Committee, Data Analysis Workgroup, Community Engagement Committee, Local Planning Committees, and the Steering Committee. Special thanks to the Maine Health Data Organization for working with us to access their data. For a listing of committee members please visit www.mainechna.org and click on “About Maine CHNA.”

Significant analysis was conducted by epidemiologists at the Maine CDC and the University of Southern Maine’s Muskie School of Public Service. John Snow, Inc. provided analysis, methodology, and design support.

In addition, the Steering Committee gratefully acknowledges the countless community volunteers who gave their time and passionately committed to hosting, facilitating, attending, and engaging in this effort. From Aroostook to York, Oxford to Washington County, over 2,000 Mainers gave their time and talent to this effort. Thank you.



HEALTH PRIORITIES

Health priorities were developed through community participation and voting at community forums. The forums were an opportunity for review of the County Health Profile, discussion of community needs, and prioritization in small break-out sessions followed by a forum session vote. Table 2 lists all twelve priorities which arose from group break-out sessions at forums held in Androscoggin County. The priorities shaded are the five priorities which rose to the top.

This section provides a synthesis of findings for each of the shaded top priorities. The following discussion of each priority are from several sources including the data in the county health data profiles, the information gathered at community engagement discussions at the community forums, and key informant interviews. See Appendix C for the complete methodology for all of these activities.

Table 2: Androscoggin County Forum Voting Results

PRIORITY AREA	% OF VOTES
Social Determinants of Health*	25%
Mental Health*	19%
Substance Use*	14%
Access to Care*	12%
Tobacco Use	9%
Health Education	6%
Infectious Disease	6%
Environmental Health	4%
Cancer	2%
Intentional Injury	1%
Physical Activity, Nutrition, and Weight	1%
Oral Health	<1%

**Also a statewide priority. For a complete list of statewide priorities, see state health profile on our website, www.mainechna.org*

SOCIAL DETERMINANTS OF HEALTH

The social determinants of health are the conditions in which people live, work, learn, and play that affect their health; factors include socioeconomic status (e.g., education, income, poverty), housing, transportation, social norms and attitudes (e.g., racism and discrimination), crime and violence, literacy, and availability of resources (e.g., food, health care). These conditions influence an individuals' health and define the quality of life for many segments of the population, specifically those that are most vulnerable. According to the Kaiser Family Foundation, social factors like education, racism, and poverty accounted for over a third of total deaths in the United States.¹

Lack of access to the use of a personal vehicle may be due to any number of factors including affording the vehicle itself, or the insurance, repairs, or even perhaps a license suspension or revocation. This can be especially challenging in areas without reliable public transportation, like in rural Maine. This results in difficulty accessing health services, employment, and basic necessities (e.g., food, clothing, medication). This issue is further complicated for older adults with mobility impairments and individuals with disabilities who require specialized forms of transportation or extra assistance.

QUALITATIVE EVIDENCE

A dominant theme from key informant interviews and community forums was the tremendous impact that the underlying social determinants, specifically housing, transportation, social interaction/community cohesion, poverty/employment, language/cultural barriers, and Adverse Childhood Experiences (ACEs) have on residents in Androscoggin County.

Housing and transportation was a need identified in all Androscoggin engagement activities. Participants called out the need for housing that is environmentally safe. Exposure to lead is an issue of concern for children, especially those that live in older homes and buildings. Access to affordable and reliable transportation is problematic, especially outside of Lewiston/Auburn. Many older adults and individuals without access to a have difficulty accessing health

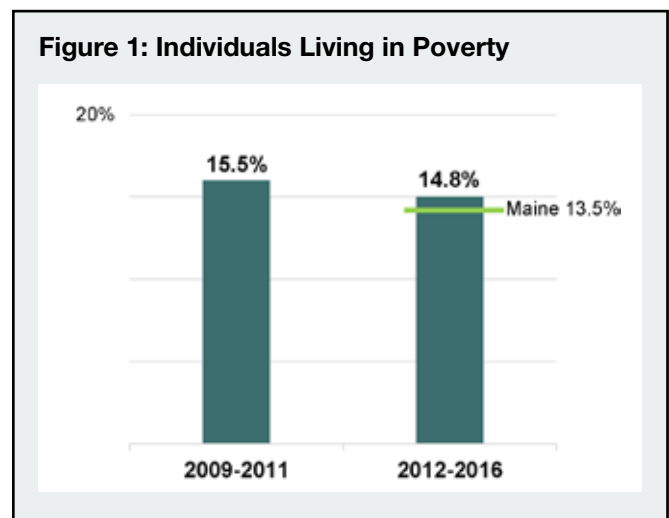
services and employment due to transportation issues. Transportation challenges families' abilities to access stores and markets. Food insecurity is a primary concern for youth.

Those with limited English language skills face additional health disparities. The lack of well-trained interpreters and translators and culturally competent health care providers creates obstacles to obtaining services and understanding health care information.

QUANTITATIVE EVIDENCE

In Androscoggin County:

- The unemployment rate in Androscoggin County was 3.6%, one of the lowest in the state (2015-2017).
- The percentage of individuals living in poverty was higher than the state overall (14.8% vs. 13.5%) in 2012-2016.
- The percentage of children living in poverty was higher than the state overall (21.3% vs. 17.2%) from 2012-2016.
- The 2017 estimated high school graduation rate was lower than the state overall (80.9% vs. 86.9%).
- The percentage of the population with an Associates' degree or higher was lower than the state overall (31.3% vs. 37.3%) in 2012-2016.



- The percent of households that were food insecure was slightly higher than the state overall (16.0% vs. 15.1%) in 2014-2015.
- The percentage of high school students who reported having experienced at least 3 Adverse Childhood Experiences was similar to the state overall (23.9% vs. 23.4%) in 2017.
- The percentage of children with confirmed elevated blood levels was significantly higher than the state overall (3.4% vs. 2.2%) in 2012-2016.

See Key Indicators on page 19 as well as companion Health Profiles on our website www.mainechna.org. Those documents also include information on data sources and definitions.

COMMUNITY RESOURCES TO ADDRESS SOCIAL DETERMINANTS OF HEALTH

The table below is a summary of the assets and needs identified through the community engagement process, including review by local teams. It is important to note that this is not a complete list of available resources or existing needs in the community; other resources, like 211 Maine, and local/county resource guides should be referenced as a more comprehensive inventory.

Table 3: Assets and Gaps/Needs (Social Determinants of Health)

ASSETS	GAPS/NEEDS
<ul style="list-style-type: none"> • Lewiston Auburn Lead Program • Health Workers • Community Connections/Concepts • Housing and Urban Development Department • Environmental Protection Agency • Dedicated local partners • United Ambulance • Good Shepherd Food Bank • Boys and Girls Club • Tree Street Youth • The Root Cellar • St. Mary’s Nutrition Center 	<ul style="list-style-type: none"> • More housing inspections • Affordable and safe housing • Long-term funding • Rental programs • Medical/public transportation • Medicaid expansion • Job/work training programs • More farmers markets that accept EBT

MENTAL HEALTH

Mental health affects all segments of the population, regardless of age, socioeconomic status, race/ethnicity, or gender. Poor mental health contributes to a number of challenges that affect both individuals and communities. Mental health conditions, when left unmanaged, may affect an individual's ability to form and maintain relationships with others, cope with challenges, and lead a healthy and productive life. Individuals with serious mental illness (e.g., major depression or schizophrenia) are at a higher risk of developing other medical conditions, including cardiovascular disease, diabetes, stroke, and Alzheimer's disease. While the reason for this link is unclear, research suggests that those with mental illness may experience more barriers to medical care and prevention strategies and may find it harder to care for themselves.²

More than 25% of adults with a mental health disorder also have a substance use disorder; this comorbidity occurs more among adults with depression, anxiety disorders, schizophrenia, and personality disorders. While mental health conditions may lead to drug or alcohol use, the reverse may also be true—the use of certain substances may cause individuals to experience symptoms of a mental health disorder.³

QUALITATIVE EVIDENCE

Forum participants cited depression/hopelessness, stress, isolation, trauma, family separation, and suicidality as issues and conditions of note. While many said there was a need for behavioral health services in general, inpatient services and psychiatry were identified as specific gaps in the spectrum of care.

Though poor mental health can affect all individuals, community forum participants identified youth, immigrants, and the lesbian, gay, bisexual, transgender, and/or queer/questioning (LGBTQ) community as segments of the populations who are at at-risk for poor mental health, or as segments who have unique mental health needs. For youth, many participants discussed the need for increased education, training, and resources around the mental health effects of Adverse Childhood Experiences, commonly referred to as ACEs. ACEs are stressful or traumatic events, such as abuse,

neglect, and substance use or mental illness within the household, that are strongly correlated to the development of physical and mental health conditions for those exposed.⁴ Participants suggested that schools would be an ideal setting for behavioral health screening, education, and intervention.

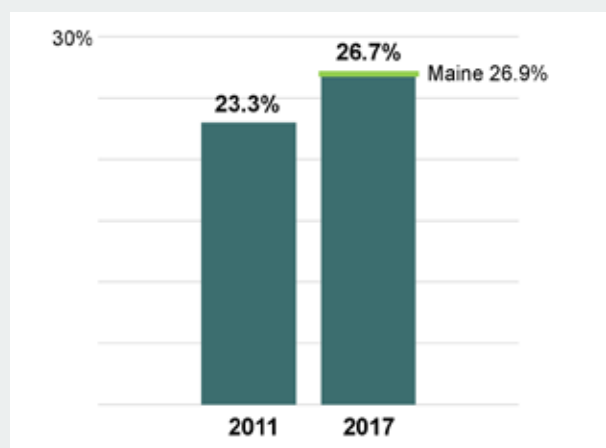
A final key theme from discussions on mental health was lack of community cohesion. Several forum participants identified social isolation as a critical determinant of mental health conditions, which some related to the increased use of technology and how that limits personal interaction. There were several needs identified in this area, including the need for free recreational opportunities, free community building and social events, increased community resilience, and more faith-based community support services.

QUANTITATIVE EVIDENCE

In Androscoggin County:

- The percentage of adults who had ever been told by a healthcare provider that they had a depressive disorder was significantly higher than the Maine average in 2014-2016 (26.6% vs. 22.8%).
- The percentage of adults who had ever been told by a healthcare provider that they had an anxiety disorder was significantly higher than Maine overall in 2014-2016 (25.4% vs. 20.7%).

Figure 2: Sad/Hopeless for Two or More Weeks in a Row (High School)



- The percentage of adults receiving outpatient mental health treatment was significantly higher than Maine overall in 2014-2016 (21.3% vs. 17.6%).
- The percentage of high school students who reported feeling sad/hopeless for more than two weeks in a row increased between 2011 and 2017, from 23.3% to 26.7%.
- The percentage of middle school students who reported having seriously considered suicide increased significantly between 2011 and 2017, from 14.5% to 18.8%.

See Key Indicators on page 19 as well as companion Health Profiles on our website www.mainechna.org. Those documents also include information on data sources and definitions.

COMMUNITY RESOURCES TO ADDRESS MENTAL HEALTH

The table below is a summary of the assets and needs identified through the community engagement process, including review by local teams. It is important to note that this is not a complete list of available resources or existing needs in the community; other resources, like 211 Maine, and local/county resource guides should be referenced as a more comprehensive inventory.

Table 4: Assets and Gaps/Needs (Mental Health)

ASSETS	GAPS/NEEDS
<ul style="list-style-type: none"> • Tri-County Mental Health Services • Spurwink • Tree Street Youth • New Beginnings • Public Safety • Community Clinical Services outpatient counseling, school-based health services, integrated primary care and psychiatry services 	<ul style="list-style-type: none"> • More education about ACEs to build resiliency • Reduce barriers and stigma • MaineCare • Increase reimbursement • Low barrier access • Peer to peer activities • Employee protection laws • More shelters • Free recreational events • Free work trainings • Increased access to services for all ages • Community building/social events • More inpatient beds • Family separation/trauma

SUBSTANCE USE

The Substance Abuse and Mental Health Services Administration (SAMHSA) estimated that 8% of adults in the United States have had a substance use disorder in the past year.⁵ Tobacco, alcohol, marijuana, and nonmedical use of prescription pain relievers (e.g., OxyContin, Vicodin) are the leading causes of substance use disorders for adults.⁶ Amongst youth, tobacco, alcohol, and marijuana are the most common substances misused, followed by amphetamines (e.g., Adderall) and nonmedical use of prescription pain relievers.⁷ Those with substance use disorders often face a number of barriers that limit access and hinder engagement in care; one study estimates that more than 50% of individuals with mental health and substance use issues are not engaged in needed services.⁸ Barriers to care include a lack of education, awareness, and understanding around the signs, symptoms, risk factors, and consequences associated with substance use, social stigma, and workforce shortages. Statewide, many forum participants and key informant interviewees identified gaps in access to substance use treatment and recovery services. Finally, those who are uninsured or underinsured are more likely to face barriers to care, and historically, coverage for substance use services has been less comprehensive than for physical health services. This is further complicated by the cost of co-pays, transportation, and medications, even for those who are eligible for free or discounted services, or for those with commercial insurance—many private substance use treatment providers do not accept insurance and require cash payments.

QUALITATIVE EVIDENCE

Opioid use was the leading substance use issue discussed in Community Forums. Participants discussed the need for more comprehensive, accessible, and affordable services to help those in need.

Forum participants identified a need for harm-reduction services (e.g., needle exchange), medication-assisted treatment (MAT) (e.g., methadone, Suboxone), inpatient services, supportive housing for recovery, and substance use disorder specialists.

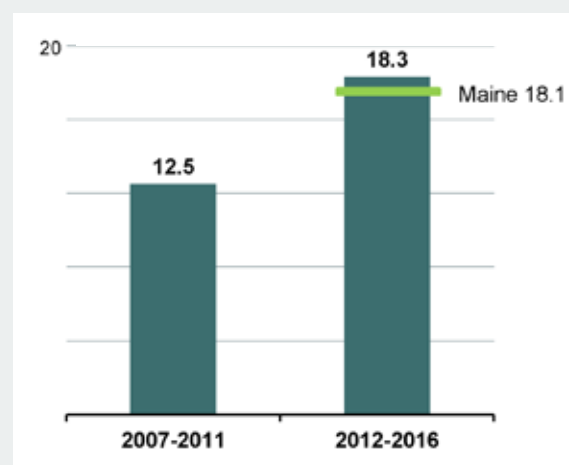
Key informants identified a number of needs for individuals with substance use disorders and those in treatment/recovery: the need for education and outreach around how to access healthcare and treatment options, need for routine basic health care (primary care, dental care), and care that addresses co-occurring mental health and substance use issues. Informants also identified needs specific to youth, including information on where and how to access treatment and better access to confidential services. Another key theme was the need to provide better access to many of the resources that make up the social determinants of health: affordable, safe, and supportive housing, transportation, and nutritious foods.

QUANTITATIVE EVIDENCE

In Androscoggin County:

- Substance use hospitalizations were higher than the state overall (39.4 vs. 18.1 per 10,000 pop.) in 2016.
- The rate of overdose deaths increased between 2007-2011 and 2012-2016, from 12.5 to 18.3 per 100,000.
- The rate of overdose emergency medical service responses decreased between 2013-2014 and 2016-2017, from 132.6 to 112.5 per 10,000 population. However, the current rate is significantly higher than the state overall (93 per 10,000 population).

Figure 3: Overdose Deaths per 100,000 Population



- Past 30-day alcohol use among high school students was slightly lower than the state overall (20.4% vs. 22.5%) in 2017.

See Key Indicators on page 19 as well as companion Health Profiles on our website www.mainechna.org. Those documents also include information on data sources and definitions.

COMMUNITY RESOURCES TO ADDRESS SUBSTANCE USE

The table below is a summary of the assets and needs identified through the community engagement process, including review by local teams. It is important to note that this is not a complete list of available resources or existing needs in the community; other resources, like 211 Maine, and local/county resource guides should be referenced as a more comprehensive inventory.

Table 5: Assets and Gaps/Needs (Substance Use)

ASSETS	GAPS/NEEDS
<ul style="list-style-type: none"> • Healthy Androscoggin • St. Mary's • Intensive Outpatient Programs • Grace Street Recovery • Narcotics/Alcoholics Anonymous • Community Clinical Services psychiatry, outpatient counseling, and primary care services • Primary Care Physicians • More funding for policy/environmental work • Treatment facilities • Medication Assisted Treatment • Tri-County Mental Health 	<ul style="list-style-type: none"> • Additional Medication-Assisted Treatment programs • Resilience/substance use training and education for children • Reduction of stigma around getting help • More outpatient/group services • More specialists available • More inpatient services

ACCESS TO CARE

Whether an individual has health insurance—and the extent to which it helps to pay for needed acute services and access to a full continuum of high-quality, timely and accessible preventive and disease management or follow-up services—is critical to overall health and well-being. Access to a usual source of primary care is particularly important since it greatly affects the individual's ability to receive regular preventive, routine and urgent care and to manage chronic conditions. Though the percentage of uninsured individuals in Androscoggin County has declined over time (from 9.5% in 2009-2011 to 8.6% in 2012-2016), lack of insurance and underinsurance remains a leading barrier to care in the region. Medicaid expansion, which holds the promise of providing health insurance coverage for an additional 70,000 Mainers, was signed into law on January 3, 2019.

Barriers to accessing care also include the availability and affordability of care. Low-income individuals, people of color, those with less than a high school diploma, and LGBTQ populations face even greater disparities in health insurance coverage compared to those who are heterosexual, white, and well-educated. For example, in Maine 20.3% of American Indian/Alaska Natives and Black/African American adults report they are unable to receive or have delayed medical care due to cost, compared to 10.3% of white adults. Compared to heterosexual residents (11.6%), 19.3% of bisexual residents, and 22.5% of residents who identified as something other than heterosexual, gay or lesbian, or bisexual, were uninsured.

More information on health disparities by race, ethnicity, education, sex, and sexual orientation can be found in the Health Equity Data Summaries, available at www.mainechna.org.

QUALITATIVE EVIDENCE

Many forum participants and key informants identified the social determinants of health—particularly inability to access reliable and affordable forms of transportation, safe and affordable housing, and poverty/low wages—as significant barriers to care. Please see the “Social Determinants of Health” priority area on page 5 for more detail.

Beyond the need for Medicaid expansion, participants discussed the need for comprehensive and affordable health services for low-income individuals, specifically dental and behavioral health services. Free care programs and MaineCare do not cover preventative oral health services for adults. Even for those with insurance, deductibles, co-pays, and prescription medications are unaffordable and prevent people from seeking care. The needs of children with developmental disabilities arose as an issue. There is an extensive wait list for services and the lack of intervention is affecting children's behavior and ability to perform in schools.

Health literacy and access to health care that is both culturally and linguistically competent was a critical barrier for immigrants and refugees. Forum participants and key informants discussed the need for professional and well-trained medical interpreters at all healthcare facilities. While most hospitals offer an interpreting service, there is significant variation in the qualifications, training, and experience of interpreters. Some forum participants and key informants felt that healthcare providers were biased, discriminatory, and/or hostile towards immigrant and refugee patients and made assumptions about their ability to speak and understand English. Key informants identified treatment bias for other medically underserved populations, including those with physical disabilities, mental health conditions, and substance use disorders. An additional barrier for some populations was provider capacity to serve their unique needs. This includes those with physical or developmental disabilities that experience limitations in specific services (e.g., providers with accessible equipment and capacity to provide dental and gynecology services.)

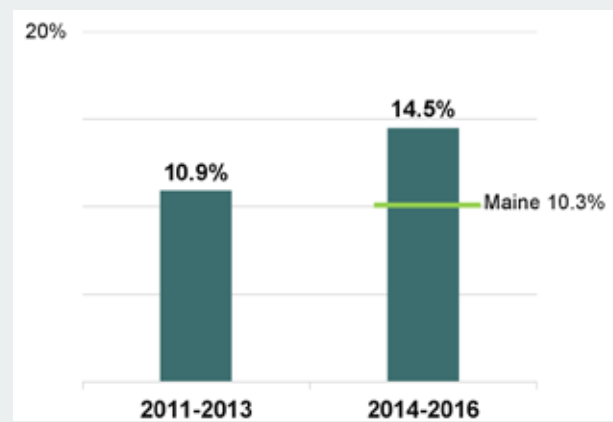
QUANTITATIVE EVIDENCE

In Androscoggin County:

- The percentage of the population that was uninsured was lower than the state overall (8.6% vs. 9.5%) in 2012-2016.
- The percentage of individuals unable to obtain healthcare due to cost was significantly higher compared to the state overall (14.5% vs. 10.3%) in 2014-2016.
- The ratio of practicing dentists to 100,000 population was lower compared to the state overall (28.1 vs. 32.1) in 2017.

See Key Indicators on page 19 as well as companion Health Profiles on our website www.mainechna.org. Those documents also include information on data sources and definitions.

Figure 4: Individuals Unable to Afford Healthcare Due to Cost



COMMUNITY RESOURCES TO ADDRESS ACCESS TO CARE

The table below is a summary of the assets and needs identified through the community engagement process, including review by local teams. It is important to note that this is not a complete list of available resources or existing needs in the community; other resources, like 211 Maine, and local/county resource guides should be referenced as a more comprehensive inventory.

Table 6: Assets and Gaps/Needs (Access to Care)

ASSETS	GAPS/NEEDS
<ul style="list-style-type: none"> • Federally Qualified Health Centers • Prescription assistance programs • Central Maine Medical Center • St. Mary's • Insurance • Free Clinics • MaineCare 	<ul style="list-style-type: none"> • Health Education for 0-6 year-olds and services to identify issues earlier • Transportation • Health Centers closer to the community • Universal Healthcare for all • Medicaid expansion • Preventative services • Affordable prescriptions • Financial resources, discounted payment plans • Involving immigrants in communities • Culturally & linguistically competent nutrition education • Food to make sure food pantries have healthy options • Bike share • Walk-in clinics • PCPs with more appointment options • School-based clinics • In-home mental health treatment for families

TOBACCO USE

Tobacco use is the single most preventable cause of death and disease in the United States. Each year, more than 480,000 Americans die from tobacco-related illnesses. For every person who dies from tobacco use, 30 more suffers from at least one serious tobacco-related illness, such as chronic airway obstruction, heart disease, stroke, or cancer.⁹

Electronic cigarettes or “e-cigarettes” are known by many different names. Commonly referred to as “vapes”, “vape pens,” or “mods,” these devices come in many shapes and sizes; some are meant to look like traditional cigarettes, while others look like pens, USB sticks, or other items. These devices produce an aerosol by heating liquid that typically contains nicotine, flavorings, and chemicals that is then inhaled. Some devices can also be used to inhale marijuana or other substances.¹⁰ The US Surgeon General reports that e-cigarette among youth use has increased dramatically in the last five years. As of 2018, one in five high school students in the US reported using e-cigarettes in the past month. Exposure to nicotine in adolescence has been linked to, mood disorders, and permanent disruption of impulse control.¹¹

QUALITATIVE EVIDENCE

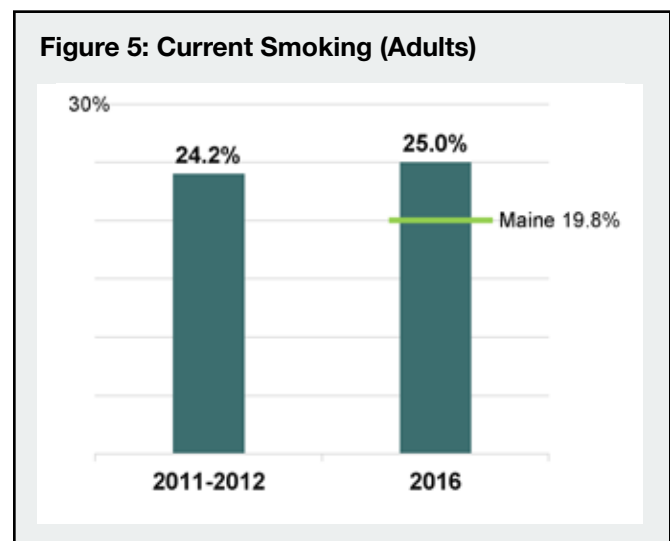
Tobacco use, as a broad issue, was identified in both Androscoggin County Forums. There was significant discussion around e-cigarettes and vaping in the context of youth and adolescents.

Participants identified tobacco use during pregnancy as an issue in this realm. As seen below, the percentage of women who smoked during pregnancy was significantly higher in Androscoggin County compared to the state overall.

QUANTITATIVE EVIDENCE

In Androscoggin County:

- The percentage of adults who currently smoke was higher than the state overall (25% vs. 19.8%) in 2016.
- Past-30-day e-cigarette use among high school students increased over time, from 13.2% to 14.1% in 2017. Note that there may be limitations to this data, given that definitions and language around e-cigarette use has changed rapidly in recent years.
- The percentage of women who smoked during pregnancy was significantly higher than the state overall (17.8% vs. 14.5%) in 2016.



See Key Indicators on page 19 as well as companion Health Profiles on our website www.mainechna.org. Those documents also include information on data sources and definitions.

COMMUNITY RESOURCES TO ADDRESS TOBACCO USE

The table below is a summary of the assets and needs identified through the community engagement process, including review by local teams. It is important to note that this is not a complete list of available resources or existing needs in the community; other resources, like 211 Maine, and local/county resource guides should be referenced as a more comprehensive inventory.

Table 7: Assets and Gaps/Needs (Tobacco Use)

ASSETS	GAPS/NEEDS
<ul style="list-style-type: none">• Tobacco Helpline• Tobacco cessation programs	<ul style="list-style-type: none">• Additional smoking cessation programs (cessation prescriptions, culturally focused programs)• Strategies to combat vaping• Smoke Free campus/workspace policies

COMMUNITY CHARACTERISTICS

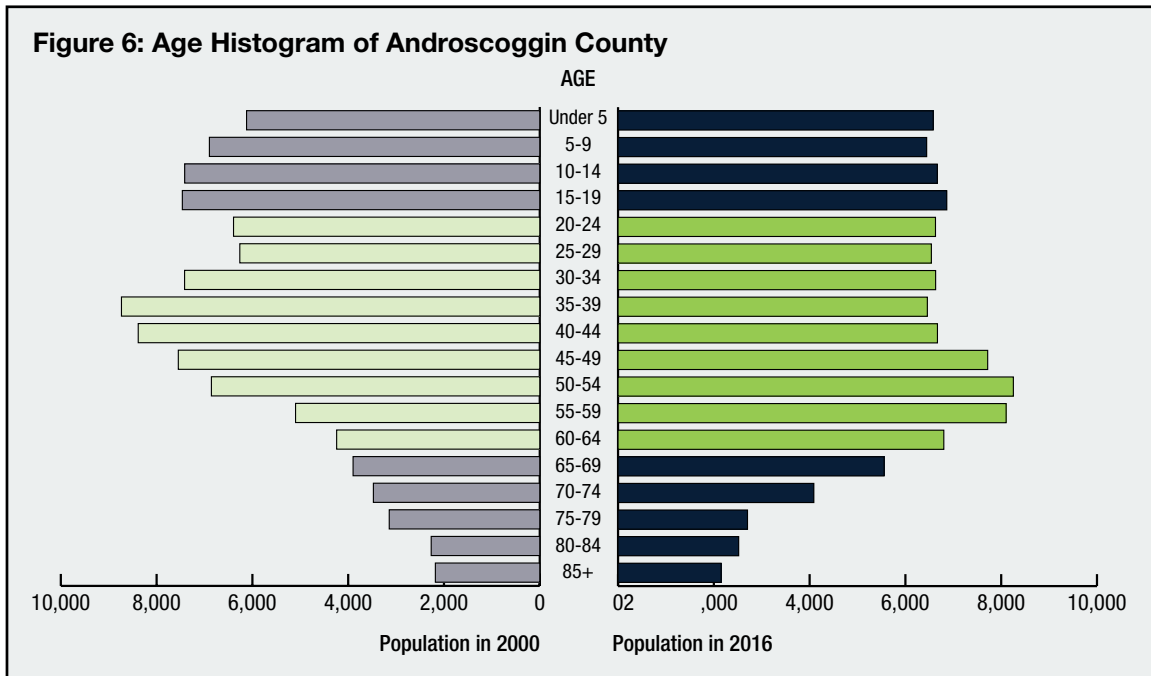
AGE DISTRIBUTION

Age is a fundamental factor to consider when assessing individual and community health status; older individuals typically have more physical and mental health vulnerabilities and are more likely to rely on immediate community resources for support compared to young people.¹² With an aging population comes increased pressure on the healthcare system and shortages in the healthcare workforce, especially geriatricians, nurses, social workers, and direct care workers like home health aides and certified nursing assistants, to meet the needs of older adults.¹³

The following is a summary of findings related to community characteristics for Androscoggin County. Conclusions were drawn from quantitative data and qualitative information collected through forums and key informant interviews.

For key companion documents visit www.mainechna.org and click on “Health Profiles.”

- Androscoggin County has the lowest percentage of those over 65 (15.8%) in the state.



RACE/ETHNICITY AND FOREIGN BORN

An extensive body of research illustrates the health disparities that exist for racial/ethnic minorities, non-English speakers, and foreign-born populations. According to the Centers for Disease Control and Prevention (CDC), non-Hispanic Blacks have higher rates of premature death, infant mortality and preventable hospitalization than non-Hispanic Whites.¹⁴ Individuals with limited English proficiency (LEP), defined as the ability to read, speak, write or understand English “less than very well,” have lower

levels of medical comprehension. This leads to higher rates of medical issues and complications, such as adverse reactions to medication.^{15,16} Cultural differences such as, but not limited to, the expectations of who is involved in medical decisions can also impact access to health care and to health information. These disparities show the disproportionate and often avoidable inequities that exist within communities and reinforce the importance of understanding the demographic makeup of a community to identify populations more likely to experience adverse health outcomes. County forum participants and key informant interviewees reported issues of overt and

discreet racism, prejudice, and discrimination both within and outside of the healthcare system, especially for immigrants and refugees in the Lewiston/Auburn area of Androscoggin County. Many also reported that foreign-born residents experience extreme stress and anxiety related to immigration status, especially in the context of the current political climate. Fear of detainment and deportation prevents individuals from seeking vital community services and healthcare, and from engaging in their communities. These barriers allow health inequities to persist and creates an undue burden on health care institutions.

In Androscoggin County:

- The population is predominantly White (92.3%), but it is important to note that in Lewiston, 1.8% of the population is Black/African American, and 4.9% are two or more races.¹⁷
- In 2013-2017, 5.2% of Lewiston’s population was foreign born; 51.8% of the foreign-born population were born in Africa.¹⁸

Due to challenges in accurately counting the number of immigrants, refugees, asylum seekers, and migrant workers, it is highly likely the reported numbers of foreign-born are under-represented. Among those who may not be counted, but whose circumstances may warrant this status, including American-born children of these groups, and secondary migrants.

Table 8: Race/Ethnicity in Androscoggin County 2012-2016

	PERCENT/NUMBER
American Indian/Alaskan Native	0.1% / 147
Asian	0.8% / 832
Black/African American	1.8% / 1,884
Hispanic	1.7% / 1,861
Some other race	0.2% / 220
Two or more races	4.9% / 5,222
White	92.3% / 99,069

SOCIOECONOMIC STATUS

Socioeconomic status (SES) is measured by such things as income, poverty, employment, education, and neighborhood characteristics. Individuals with low SES are more likely to have chronic health issues, die prematurely, and have overall poor health. Low-income status is highly correlated to a lower than average life expectancy.¹⁹ Lack of gainful employment is linked to several barriers to care, such as lack of health insurance, inability to pay for health care services, and the inability to pay for transportation to receive services. Higher education is associated with improved health outcomes and social development at individual and community levels.²⁰ The health benefits of higher education typically include better access to resources, safer and more stable housing, and better engagement with providers. Factors associated with low education impact an individual’s ability to navigate the healthcare system, disparities in personal health behaviors, and exposure to chronic stress. It is important to note that, while education affects health, poor health status may also be a barrier to education. Table 9, above, includes a number of data points comparing Androscoggin County to the state overall.

Additionally, in Androscoggin County:

- The estimated high school graduation rate was lower than the state overall in 2017 (80.9% vs. 86.9%).
- The percent of the population over 25 with an associate’s degree or higher was lower than the state overall in 2017 (31.3% vs. 37.3%).

Table 9: Socioeconomic Status

	ANDROSCOGGIN/MAINE
Median household income	\$48,728 / \$50,826
Unemployment rate	3.6% / 3.8%
Individuals living in poverty	14.8% / 13.5%
Children living in poverty	21.3% / 17.2%
65+ living alone	47.5% / 45.3%

SPECIAL POPULATIONS

Through community engagement activities, several populations in Androscoggin County were identified as being particularly vulnerable or at-risk for poor health or health inequities.

Immigrants and Refugees

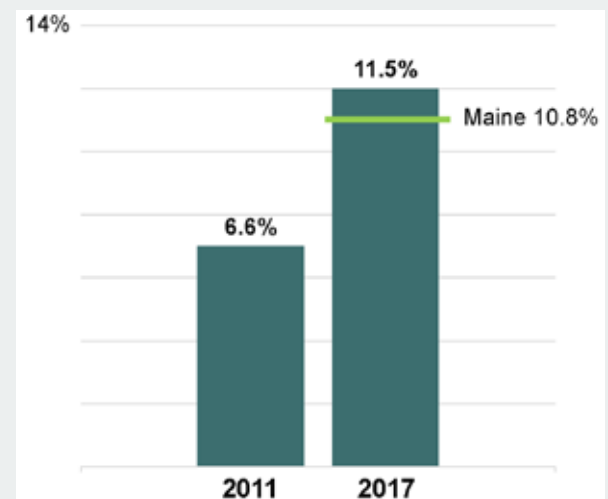
In addition to the two community forums held in Androscoggin County, a forum was held with refugees and immigrants to specifically address health issues in their communities. Key informants were also interviewed to speak to the needs of this population. Mental health was identified as one of the leading health concerns for this population, specifically trauma and stress around immigration status in the current political climate, separation from families, and experiences in their home country. Oral health was another clinical concern identified across several community engagement activities. Community members also identified a need for health services that are linguistically and culturally appropriate and increased efforts to improve health literacy around chronic disease management, substance use, and life skills (e.g., how to keep a healthy home, how to dress appropriately for cold weather). Many health needs for this population fall into the category of social determinants of health: accessible and comprehensive health insurance, safer and more affordable housing, better access to transportation, and more opportunities to bolster community relations and social cohesion.

LGBTQ

LGBTQ individuals, specifically youth, were identified as a population with significant and specialized health needs. Forum participants and interviewees discussed the need for more comprehensive and affordable mental health care for LGBTQ and non-binary adults and youth; there is a lack of providers who have the cultural competency to treat these populations and address their health needs. Key informant interviewees identified a number of differences between the health status of LGBTQ and non-LGBTQ youth; LGBTQ youth are more likely to be depressed, experience violence, use tobacco and other substances, and

self-harm. Data from the Maine Integrated Youth Health Survey analysis shows that youth who identify as bisexual, gay or lesbian, or other sexual orientation express higher rates of feeling sad or hopeless, considering suicide, being bullied on school property, and sexual assault as compared to youth who identify as heterosexual. A statewide analysis of Behavioral Risk Surveillance Survey confirms, among adults, higher rates of depression diagnosis over the lifetime when comparing those who identify as heterosexual as compared to those who identify as bisexual, gay or lesbian, or other sexual orientation. Besides the need for more mental health services, there is also a need for inclusive health insurance (specifically for transgender and non-binary people, better services for individuals in rural areas of the state, LGBTQ-inclusive sexual education in schools, and surgical resources specifically for transgender youth).

Figure 7: Lesbian, Gay, and Bisexual (High School)



Youth

Youth were identified as a priority population in community forums. Specific issues of concern were youth mental health (specifically stress, depression, and anxiety); substance use (specifically opioids, marijuana, and vaping/Juuling), lack of education and promotion around nutrition and physical activity, and unsupervised youth. One key informant who works with youth identified a need for youth to be able to access low-cost and anonymous health services, specifically reproductive and substance use services, without parent permission.

In addition to the data collected and analyzed for the County Health Profiles, the Maine CDC created Health Equity Data Summaries (available at www.mainechna.org) which provides selected data analyzed by sex, race, ethnicity, sexual orientation, education, and income. These data are at the state level, as much of the county level data would be suppressed due to small numbers and privacy concerns, and the previous analyses have shown that health disparities found at the state level are generally similar in individual counties.

KEY INDICATORS

The Key Indicators provide an overview of the health of each county. They are a broad sampling of health topics, including health behaviors, outcomes, living conditions, and health care quality and access. See the Androscoggin County Health Profile for a full set of data. The table uses symbols to show whether there are important changes in each indicator over time and to show if local data is notably better or worse than the state or the nation. See the box below for a key to the symbols:

CHANGE shows **statistically significant changes** in the indicator over time, based on 95% confidence interval (see description above).

- ★ means the health issue or problem is **getting better** over time.
- ! means the health issue or problem is **getting worse** over time.
- means the change was not statistically significant.
- N/A means there is not enough data to make a comparison.

BENCHMARK compares Androscoggin County data to state and national data, based on 95% confidence interval (see description above).

- ★ means Androscoggin County is doing **significantly better** than the state or national average.
- ! means Androscoggin County is doing **significantly worse** than the state or national average.
- means there is no statistically significant difference between the data points.
- N/A means there is not enough data to make a comparison.

ADDITIONAL SYMBOLS

- * means results may be statistically unreliable due to small numbers, use caution when interpreting.
- means data is unavailable because of lack of data or suppressed data due to a small number of respondents.

	ANDROSCOGGIN COUNTY DATA			BENCHMARKS			
KEY INDICATOR	POINT 1	POINT 2	CHANGE	MAINE	+/-	U.S.	+/-
SOCIAL, COMMUNITY & PHYSICAL ENVIRONMENT							
Children living in poverty	2007-2011 20.3%	2012-2016 21.3%	N/A	2012-2016 17.2%	N/A	2016 21.1%	N/A
Median household income	2007-2011 \$45,699	2012-2016 \$48,728	N/A	2012-2016 \$50,826	N/A	2016 \$57,617	N/A
Estimated high school student graduation rate	2014 80.6%	2017 80.9%	N/A	2017 86.9%	N/A	–	N/A
Food insecurity	2012-2013 16.2%	2014-2015 16.0%	N/A	2014-2015 15.1%	N/A	2015 13.4%	N/A
HEALTH OUTCOMES							
14 or more days lost due to poor physical health	2011-2013 22.3%	2014-2016 20.9%	○	2014-2016 19.6%	○	2016 11.4%	N/A
14 or more days lost due to poor mental health	2011-2013 20.6%	2014-2016 19.6%	○	2014-2016 16.7%	○	2016 11.2%	N/A
Years of potential life lost per 100,000 population	2010-2012 7,070.0	2014-2016 7,253.8	○	2014-2016 6,529.2	○	2014-2016 6,658.0	N/A
All cancer deaths per 100,000 population	2007-2011 190.9	2012-2016 178.0	○	2012-2016 173.8	○	2011-2015 163.5	!
Cardiovascular disease deaths per 100,000 population	2007-2011 216.8	2012-2016 218.0	○	2012-2016 195.8	!	2016 218.2	○
Diabetes	2011-2013 11.5%	2014-2016 10.9%	○	2014-2016 10.0%	○	2016 10.5%	○
Chronic obstructive pulmonary disease (COPD)	2011-2013 9.1%	2014-2016 10.3%	○	2014-2016 7.8%	!	2016 6.3%	!
Obesity (adults)	2011 32.4%	2016 28.0%	○	2016 29.9%	○	2016 29.6%	○
Obesity (high school students)	2011 13.5%	2017 17.4%	○	2017 15.0%	○	–	N/A
Obesity (middle school students)	2015 13.0%	2017 18.4%	!	2017 15.3%	!	–	N/A
Infant deaths per 1,000 live births	2007-2011 7.2	2012-2016 7.3	○	2012-2016 6.5	○	2012-2016 5.9	○
Cognitive decline	2012 9.7*%	2016 8.9*%	○	2016 10.3%	○	2016 10.6%	○
Lyme disease new cases per 100,000 population	2008-2012 24.5	2013-2017 67.6	N/A	2013-2017 96.5	N/A	2016 11.3	N/A
Chlamydia new cases per 100,000 population	2008-2012 330.7	2013-2017 495.9	N/A	2013-2017 293.4	N/A	2016 494.7	N/A
Fall-related injury (unintentional) emergency department rate per 10,000 population	2009-2011 428.0	2012-2014 435.4	○	2012-2014 340.9	!	–	N/A
Suicide deaths per 100,000 population	2007-2011 12.8	2012-2016 17.4	○	2012-2016 15.9	○	2016 13.5	!
Overdose deaths per 100,000 population	2007-2011 12.5	2012-2016 18.3	○	2012-2016 18.1	○	2016 19.8	○

KEY INDICATOR	ANDROSCOGGIN COUNTY DATA			BENCHMARKS			
	POINT 1	POINT 2	CHANGE	MAINE	+/-	U.S.	+/-
HEALTH CARE ACCESS AND QUALITY							
Uninsured	2009-2011 9.5%	2012-2016 8.6%	N/A	2012-2016 9.5%	N/A	2016 8.6%	N/A
Ratio of primary care physicians to 100,000 population	—	2017 86.3	N/A	2017 67.3	N/A	—	N/A
Ratio of psychiatrists to 100,000 population	—	2017 10.0	N/A	2017 8.4	N/A	—	N/A
Ratio of practicing dentists to 100,000 population	—	2017 28.1	N/A	2017 32.1	N/A	—	N/A
Ambulatory care-sensitive condition hospitalizations per 10,000 population	—	2016 83.9	N/A	2016 74.6	N/A	—	N/A
Two-year-olds up-to-date with recommended immunizations	2014 65.3%	2017 65.8%	N/A	2017 73.7%	N/A	—	N/A
HEALTH BEHAVIORS							
Sedentary lifestyle – no leisure-time physical activity in past month (adults)	2011 23.3%	2016 22.2%	○	2016 20.6%	○	2016 23.2%	N/A
Chronic heavy drinking (adults)	2011-2013 5.2%	2014-2016 6.6%	○	2014-2016 7.6%	○	2016 5.9%	N/A
Past-30-day alcohol use (high school students)	2011 24.6%	2017 20.4%	○	2017 22.5%	○	—	N/A
Past-30-day alcohol use (middle school students)	2011 5.3%	2017 3.6%	○	2017 3.7%	○	—	N/A
Past-30-day marijuana use (high school students)	2011 21.8%	2017 20.2%	○	2017 19.3%	○	—	N/A
Past-30-day marijuana use (middle school students)	2011 5.6%	2017 4.7%	○	2017 3.6%	○	—	N/A
Past-30-day misuse of prescription drugs (high school students)	2011 7.2%	2017 7.5%	○	2017 5.9%	○	—	N/A
Past-30-day misuse of prescription drugs (middle school students)	2011 2.9%	2017 1.6%	○	2017 1.5%	○	—	N/A
Current (every day or some days) smoking (adults)	2011-2012 24.2%	2016 25.0%	○	2016 19.8%	○	2016 17.0%	N/A
Past-30-day cigarette smoking (high school students)	2011 14.9%	2017 7.7%	★	2017 8.8%	○	—	N/A
Past-30-day cigarette smoking (middle school students)	2011 4.3%	2017 3.1%	○	2017 1.9%	○	—	N/A

Leading Causes of Death

The following chart compares the leading causes of death for the state of Maine and Androscoggin County.

RANK	STATE OF MAINE	ANDROSCOGGIN COUNTY
1	Cancer	Cancer
2	Heart disease	Heart disease
3	Chronic lower respiratory diseases	Alzheimer's disease
4	Unintentional injuries	Chronic lower respiratory diseases
5	Stroke	Unintentional injuries

APPENDIX A: REFERENCES

- 1 Bernazzani, S. (2016). The importance of considering the social determinants of health. Retrieved from <https://www.ajmc.com/contributor/sophia-bernazzani/2016/05/the-importance-of-considering-the-social-determinants-of-health>
- 2 National Institute of Mental Health. (n.d.). Chronic illness & mental health. Retrieved from <https://www.nimh.nih.gov/health/publications/chronic-illness-mental-health/index.shtml>
- 3 National Institute of Mental Health. (2017). Mental health and substance use disorders. Retrieved from <https://www.mentalhealth.gov/what-to-look-for/mental-health-substance-use-disorders>
- 4 Substance Abuse and Mental Health Services Administration. (2018). Adverse childhood experiences. Retrieved from <https://www.samhsa.gov/capt/practicing-effective-prevention/prevention-behavioral-health/adverse-childhood-experiences>
- 5 Substance Abuse and Mental Health Services Administration. (2016). Mental health and substance use disorders. Retrieved from <https://www.samhsa.gov/disorders>.
- 6 Lipari, R.N. & Van Horn, S.L. (2017). Trends in substance use disorders among adults aged 18 or older. Retrieved from https://www.samhsa.gov/data/sites/default/files/report_2790/ShortReport-2790.html
- 7 National Institute on Drug Abuse. (2014). Principles of adolescent substance use disorder treatment: A research based guide. What drugs are most frequently used by adolescents? Retrieved from <https://www.drugabuse.gov/publications/principles-adolescent-substance-use-disorder-treatment-research-based-guide/frequently-asked-questions/what-drugs-are-most-frequently-used-by-adolescents>
- 8 Mental Health America. (2017). Access to care. Retrieved from <http://www.mentalhealthamerica.net/issues/mental-health-america-access-care-data>
- 9 Centers for Disease Control and Prevention. (2016). Smoking and tobacco use: Disease and death. Retrieved from https://www.cdc.gov/tobacco/data_statistics/fact_sheets/fast_facts/
- 10 Centers for Disease Control and Prevention. (2018). About electronic cigarettes (E-cigarettes). Retrieved from https://www.cdc.gov/tobacco/basic_information/e-cigarettes/about-e-cigarettes.html
- 11 US Surgeon General. (2016). Know the risks: E-Cigarettes and young people. Retrieved from <https://e-cigarettes.surgeongeneral.gov/knowtherisks.html>
- 12 Lyons, L. (2013, March 11). Age, religiosity, and rural America. Retrieved from <http://www.gallup.com/poll/7960/age-religiosity-rural-america.aspx>
- 13 Rowe, J.W. et al. (2016, September 19). Preparing for better health and health care for an aging population: A vital direction for health and health care. Retrieved from <https://nam.edu/wp-content/uploads/2016/09/Preparing-for-Better-Health-and-Health-Care-for-an-Aging-Population.pdf>
- 14 Centers for Disease Control and Prevention. (2015, September 10). CDC Health Disparities and Inequalities Report (CHDIR). Retrieved from <https://www.cdc.gov/minorityhealth/chdireport.html>, September 10, 2015
- 15 Wilson, E., Chen, A.H., Grumbach, K., Wang, F., & Fernandez, A. (2005). Effects of limited English proficiency and physician language on health care comprehension. *Journal of General Internal Medicine*, 20(9), 800-806.
- 16 Coren, J.S., Filipetto, F.A., & Weiss, L.B. (2009). Eliminating barriers for patients with limited English proficiency. *Journal of the American Osteopathic Association*, 109(12), 634-640.
- 17 US Census Bureau, 2013-2017
- 18 US Census Bureau, 2013-2017
- 19 Chetty, R., Stepner, M., Abraham, S. et al. (2016). The association between income and life expectancy in the United States, 2001-2014. *Journal of the American Medical Association*, 315(16), 1750-1766.
- 20 Zimmerman, B., Woolf, S.H., & Haley, A. (2015). Population health: Behavioral and social science insights – Understanding the relationship between education and health. Retrieved from <https://www.ahrq.gov/professionals/education/curriculum-tools/population-health/zimmerman.html>, September 2015

APPENDIX B: HISTORY AND GOVERNANCE

Maine is one of the few states in the nation that conducts a shared public-private statewide community health needs assessment—the Maine Shared CHNA—which was born out of a unique public-private partnership. The partnership began as the OneMaine Health Collaborative in 2007, involving Northern Light Health (formerly Eastern Maine Healthcare Systems), MaineGeneral Health, and MaineHealth. After conversations with the Statewide Coordinating Council for Public Health, the Maine Center for Disease Control and Prevention, an office of the Department of Health and Human Services, joined in 2012. In 2013, Central Maine Healthcare (CMHC) joined the group and in 2014, leadership from the signatory partners signed a formal Memorandum of Understanding outlining mutual goals and expectations. A charter was drafted by all five partners to guide a statewide assessment process.

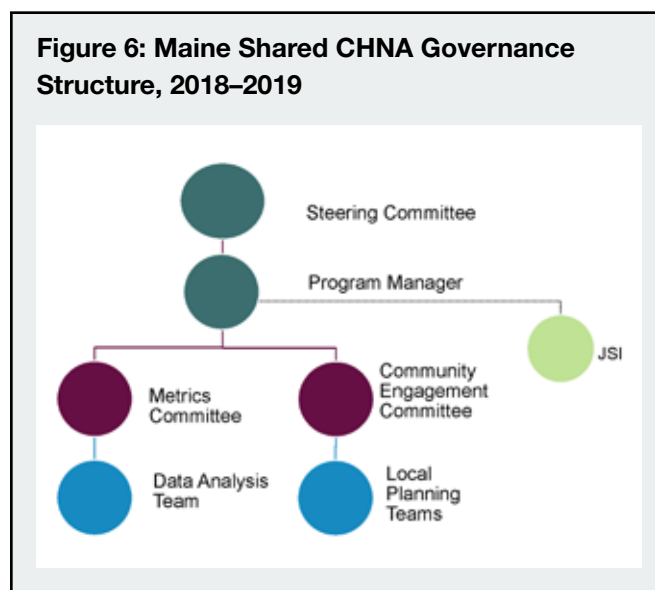
The Maine Shared CHNA is intended to coordinate state and county needs assessments to meet the needs of hospitals, to support state and local public health accreditation efforts, and to provide valuable population health assessment data for a wide variety of organizations across Maine. Our vision is to turn data into action so that Maine will become the healthiest state in the nation.

The Metrics Committee drafted the list of data indicators, and the Community Engagement Committee drafted a method to ensure a robust community engagement process – both of which were approved by the Steering Committee. Each committee was led by the Program Manager, who was the primary point of contact for all entities and partners and was responsible for drafting and implementing the work plans which drove this process. A more detailed outline of these efforts follows. For more information about the committee structure and our partners, please visit the "About Us," page on our website www.mainechna.org.

The Metrics Committee is charged with updating the common set of health indicators; developing the preliminary data analysis plan reviewing the indicators

on emerging health issues; making recommendations for annual data-related activities; and estimating projected costs associated with these recommendations. Members of the Metrics Committee create processes and deliverables for the Steering Committee to review and approve. Members of the Metrics Committee include representatives of the Steering Committee, public health system partners, Federally Qualified Health Centers, academia, non-profits, and others with experience in epidemiology.

Figure 6: Maine Shared CHNA Governance Structure, 2018–2019



The Community Engagement Committee is charged with making recommendations for approval by the Steering Committee outlining a consistent and robust community engagement process. This process should identify priorities among significant health issues and identify local, regional, or statewide assets and resources that may potentially address the significant health needs identified. Members of the Community Engagement Committee share their expertise create processes and deliverables for the Steering Committee to review and approve. Members of the Community Engagement committee include representatives of the Steering Committee, public health system partners, Federally Qualified Health Centers, academia, and Maine non-profits such as United Ways, Community Action Programs, and others with an interest in broad community representation and input.

APPENDIX C: METHODOLOGY

Per the Maine Shared CHNA charter, the effort was conducted by the Steering Committee, Metrics Committee, and Community Engagement Committee. The Community Engagement Committee was led by the program manager who was the point of contact for all entities and partners and was responsible for meeting planning and facilitation. These committees worked in partnership with the Maine CDC and the contracted vendor, JSI. Maine CDC and its epidemiology contractor, University of Southern Maine, provided a significant amount of data analyses, technical support, and website development. JSI was contracted to support forum facilitation, a subset of data analysis, profile development, and report writing.

The Maine Shared CHNA process was rolled out in three stages:

Data Analysis

- **County Health Profiles** were released in September 2018. Two hundred indicators were selected to describe health outcomes, health behaviors, healthcare access and quality, and the social, community, and physical environments that affect health and wellness. See Androscoggin County Health Profile on www.mainechna.org.
- **District Health Profiles** were released in November 2018.
- **City Health Profiles** for Lewiston/Auburn, Bangor, and Portland were released in January 2019.

Outreach and Engagement

- **Community outreach** was conducted between September 2018 and January 2019. Community forums with residents and service providers were held in all 16 counties. All forms of engagement included forums and key informant interviews. Some local planning teams also conducted additional targeted outreach, focus groups, and surveys. The purpose of this outreach was to gather feedback on data and to identify health priorities, community assets, and gaps in resources to be used in health improvement planning.

Final Reports

- **Final CHNA reports** for the state, each county, and districts were released in the spring of 2019. These reports included information from the health data profiles, summaries of qualitative information gathered from engagement activities, and a presentation of community health priorities.

DATA ANALYSIS

The Metrics Committee identified the approximately 200 health indicators from over 30 sources to be used for the Maine Shared CHNA. The initial list was based on the indicators from the 2016 effort. This list was first scored against the following set of criteria:

- Was it already analyzed for a MeCDC program?
- Is the data from this indicator collected within the last few years?
- Does it “round out” the description of population health?
- Does it address one or more social determinants of health?
- Does it describe an emerging health issue?
- Does it measure something “actionable” or “impactful”?
- Does the indicator measure an issue that is known to have high health and social costs?

Further refinement included ensuring a mix of Outcomes, Behaviors, Healthcare Access and Quality, as well as Social, Community, and Physical Environment Measures. The final list was then arranged under the current 24 health topics as outlined in the Data Health Profiles.

The Metrics Committee, led by Maine CDC staff, then drafted a data analysis plan that included which indicator was to be analyzed by which demographic characteristics (i.e. gender, race/ethnicity, sexual orientation, income, educational attainment, and insurance status), and geographic stratification (state, public health district, county, and city). This analysis plan was then approved by the Steering Committee.

The **Data Analysis Workgroup** used the set of indicators and the data analysis plan, as laid out by the Metrics Committee, and collected and analyzed the data. Members of the Data Analysis Workgroup shared their years of epidemiological and data analysis experience and knowledge of best practices to inform all aspects of the final health profiles at the county, public health district, city, and state level. This included not only the data analysis but recommendations on best practices for data presentation and visualization.

The Data Analysis Workgroup met weekly from March through August 2018 to discuss and coordinate an approach for analysis and data sharing between the University of Southern Maine (USM), Maine CDC, and John Snow, Inc. (JSI). The group developed rules regarding time frame (e.g., comparisons across time were to be of periods of equal duration; the most recent data used was from 2010 to present), handling complexity (e.g., how to combine years of data when an indicator's data definition changed over time, such as ICD9/ICD10 coding or BRFSS question changes), benchmarking, map and graph formats, and iconography to be used in profile tables. Some of the methodologies are documented in the Data Definitions section of each health profile. More is provided in the "2018 Maine Shared CHNA Data Analysis Technical Definitions" posted on the Maine Shared CHNA website.

OUTREACH AND ENGAGEMENT

Community outreach and engagement for the Maine Shared CHNA included coordination at both the statewide, public health district, and county level. The statewide Community Engagement Committee met monthly from March 2018 through January 2019 to review and provide input on every aspect of engagement process.

In addition to the state-level Community Engagement Committee, a **Local Community Engagement Planning Committee** in each of Maine's 16 counties planned and implemented the logistics of community forums and events within each district. These committees were comprised of hospitals, public health district liaisons, and a variety of additional partners.

Data Health Profiles include:

- 1 State Health Profile
- 16 County Health Profiles
- 5 Public Health District Profiles (One for each of the geographically-based multi-county district.)
- 3 City Health Profiles (Bangor, Lewiston/Auburn, and Portland)
- 6 Health Equity Data Sheets, one for each of the following demographic characteristics:
 - Sex
 - Race
 - Hispanic ethnicity
 - Sexual orientation
 - Educational attainment
 - Insurance status

These reports, along with an interactive data form, can be found under the Health Profiles tab at www.mainechna.org.

The 2018 Community Engagement Toolkit was designed to assist the Local Community Engagement Planning Committees in this effort.

Forums and Health Priorities

Criteria for visualizing data included areas identified as a health priority in the last CHNA, significant changes in the data over time, or where a county's data was notably better or worse than the state or the nation. Forum agenda items included remarks from health leaders; a review of previous health improvement efforts; a review of county-level data, discussion, and prioritization in small groups; and an overall forum-wide voting process. The Community Engagement and Steering Committees created and approved a rubric to guide the selection criteria for the subset of data to be presented in each forum's PowerPoint presentations.

Small groups had 35-45 minutes to discuss the data in the presentation and the full county profile, and to share their own experiences in order to identify their top county health priorities. Table facilitators guided these discussions using key questions and worksheets for reporting purposes. Health priorities identified

during these small groups were collated and presented to the larger plenary session, where each attendee voted for their top four priorities. Votes were tallied and a hierarchy emerged.

The summary votes for each forum were used to develop the county level priorities. If multiple forums were held in a county, the forum results for forums held with the general community were included in the total votes for the county. In cases where a forum was held with a specific population, for example, LGBTQ youth or older adults, then the results of their voting and discussion were included in the section describing the needs of that particular population. To arrive at the top countywide community health issues, votes from the broad community forums were combined for each of the priority areas to identify priority areas which fell within 70% of the combined voting total.

The community forum participants also shared knowledge on gaps and assets available in their communities to address each of the top four priorities

identified. The information gathered in this report is a start for further asset and gap mapping for each priority selected by the county.

Androscoggin County Forums

Three community engagement activities were held in Androscoggin County.

The County Health Rankings Health Action Forum was held on June 27, 2018. The purpose of this event was to solicit community information from immigrants, refugees and asylum seekers on health issues specific to this population. A further goal was to build and strengthen connections between small immigrant-led organizations working in public health in Maine and the district and state-level public health organizations. Finally, this event hoped to generate takeaway action steps and suggestions for interventions aimed at improving health equity in Maine. There were only two County Health Rankings Health Action Forums held in Maine. The other was held in Portland on June 25, 2018.

Table 10: Community engagement activities in Androscoggin County, 2018

TYPE OF ENGAGEMENT	LOCATION & DATE	FACILITATOR	ATTENDEES
Community Forum	Lewiston 10/03/2018	JSI	48
Community Forum	Lewiston 10/11/2018	Local Facilitators	31
County Health Rankings Health Action Forum	Lewiston 06/27/2018	Dr. Heather Shattuck-Heirdom and Kristine Jenkins	37

COMMUNITY ENGAGEMENT

Persons representing broad interests of the community who were consulted during the engagement process:

- Androscoggin Home Healthcare + Hospice
- Androscoggin Valley Council of Governments
- Bates College
- Bright Future Healthier You
- Catholic Charities of Maine
- Central Maine Medical Center
- City of Lewiston
- Central Maine HealthCare
- Central Maine Medical Center Family Medicine Residency
- Central Maine Medical Center-Woman's Hospital Association
- Community Clinical Services
- Community Dental
- Community members
- Covenant Health
- Dempsey Center
- Gateway Community Services
- Hanley Leadership Center
- Healthy Androscoggin
- Immigrant Resources Center of Maine
- Lewiston Public Schools
- Maine Army National Guard Counter Drug Task Force
- Maine CDC
- Maine Community Integration
- MaineHealth
- Maine Medical Center – CORE
- New Beginnings
- New Mainers Public Health Initiative
- Promise Early Education Center
- Rural Health & Primary Care
- Safe Voices
- St. Mary's Hospital
- St. Mary's Regional Medical Center
- Tri-County Mental Health Services
- U.S. Committee for Refugees and Immigrants

- U.S. Senator Angus King's Office
- Veterans Inc.
- Western Maine Community Action
- Western Public Health District
- YMCA of Auburn-Lewiston

Key informant interviews

The Steering Committee identified several categories of medically underserved and vulnerable populations to ensure their input was heard and captured. A list of 80 potential interview subjects was created with statewide input. Selected key informants either had lived experience in the category and/or worked for an organization that focused on providing services or advocacy to a population. The populations identified included:

- Veterans
- Adults ages 65 and older who are isolated or have multiple chronic conditions
- Non-English speakers, undocumented individuals, immigrants, and refugees
- Deaf individuals and those with other physical disabilities
- Adolescents/youth
- LGBTQ
- People with mental health conditions and developmental disabilities
- Rural individuals
- Individuals in substance use disorder recovery/substance use disorder prevention and treatment professionals

The following is a list of organizations who participated in Key Informant Interviews conducted both by JSI and local planning committee members:

- Alpha One
- Androscoggin Home Healthcare + Hospice
- Bingham Foundation
- Cary Medical Center
- Catholic Charities of Maine
- Community Concepts
- Community Caring Collaborative

- Edmund Ervin Pediatric Center, MaineGeneral Health
- EqualityMaine
- Family Medicine Institute
- Frannie Peabody Center
- Greater Portland Council of Governments
- Healthy Acadia
- Healthy Androscoggin
- Healthy Communities of the Capitol Area
- Kennebec Valley Council of Governments
- Long Creek Youth Development Center
- Maine Access Immigrant Network
- Maine Alliance for Addiction and Recovery
- Maine Alliance to Prevent Substance Abuse
- Maine Chapter Multiple Sclerosis Society
- Maine Council on Aging
- Maine Migrant Health
- Maine Seacoast Mission
- Millinocket Chamber of Commerce
- National Alliance on Mental Illness
- Nautilus Public Health
- Northern Light Maine Coast Hospital
- Office of Aging and Disability Services
- Penquis Community Action Agency
- Portland Public Health
- Seniors Plus
- Sunrise Opportunities
- Tri-County Mental Health Services
- United Ambulance Service
- Veterans Administration Maine Healthcare System
- York County Community Action Corporation

The key informant interview guide was developed with input from the Community Engagement and Steering Committee members and consisted of the following five questions.

- We are interested in learning more about the priority health needs for this population (reference population(s) of expertise of interviewee). How would you characterize the health needs for this population? How are they different than for the general population?
- From where you sit and the work you do, what do you feel are the most important health needs to address? Why?
- What do you see as the major resource gaps with respect to health and wellness for this population?
- Are you currently working on anything that contributes to community health and wellness for this population? Are there any areas of health you would like to work on in partnership with others?
- Are there any particular assets or resources to address the needs of this population that can be leveraged?

Thirty-one interviews were conducted by JSI and 11 by members of Local Community Engagement Planning Committees. Information gathered from the key informant interviews is included in discussions where applicable in the county level report within each of the county priorities. For example, when discussing substance use, a discussion of the needs of vulnerable populations within this priority was also included. The state level report provides a summary of key findings from these interviews for each of the ten vulnerable populations.

Data collection

All outcomes from these efforts were collected via the Community Outreach Reporting Tool or the Key Informant Reporting tool. Both of these collection tools were online surveys within Survey Monkey. Other data collection tools included Table Facilitators notes, forum registrations, and sign-ins.

FINAL REPORTS

Final CHNA reports for the state, each county, and districts were released in the spring of 2019. These were used to develop health improvement plans to address the identified health priorities and evaluate previous actions taken. In the upcoming years policy makers, non-profits, businesses, academics, and other community partners may also use these reports to inform their strategic planning, policy making, or grant writing purposes.

For more information, contact: info@mainechna.org

