




# Maine Shared Community Health Needs Assessment

## Hancock County

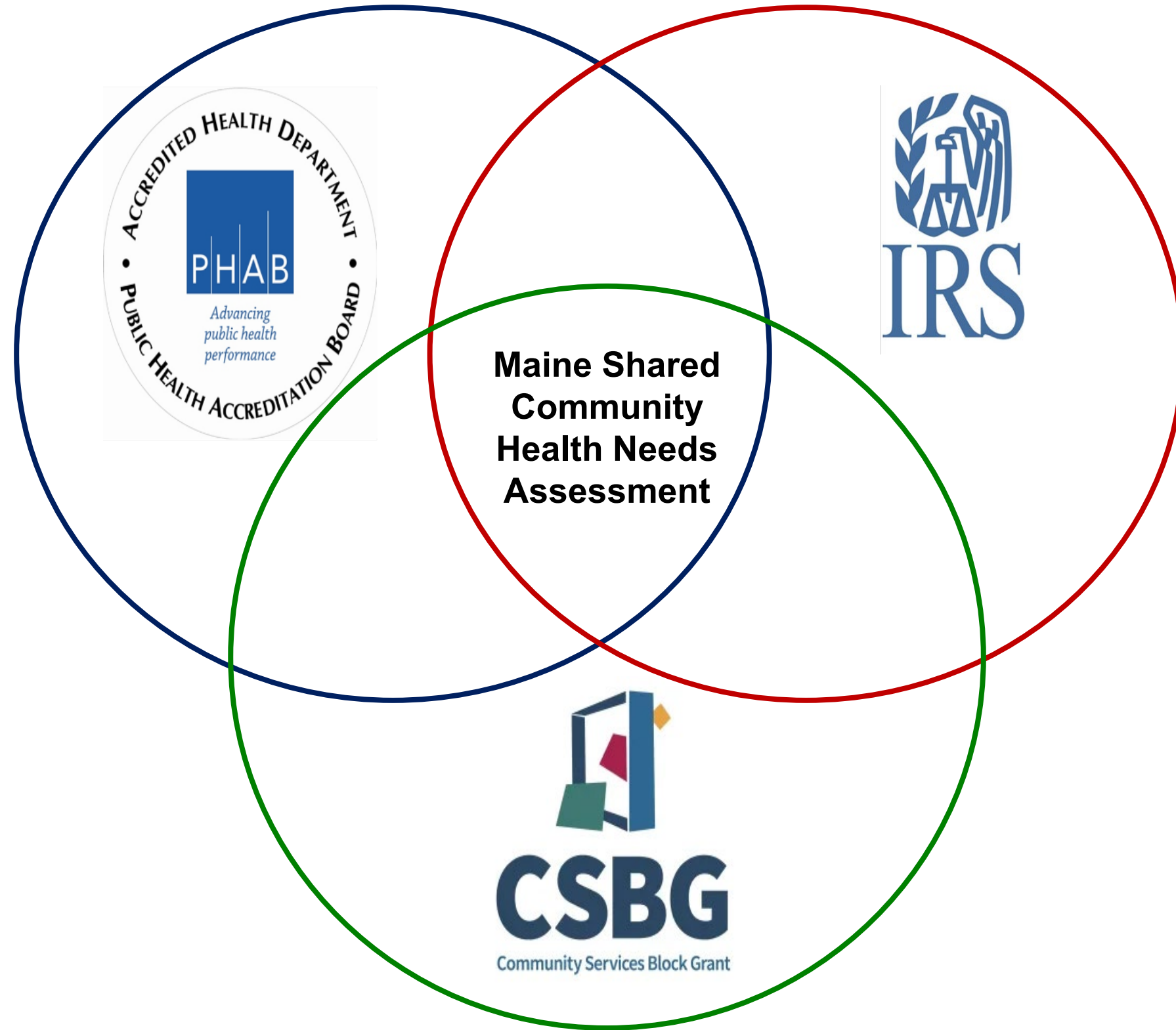
September 24, 2024

# Maine Shared CHNA


The Maine Shared Community Health Needs Assessment (Maine Shared CHNA) is a collaborative partnership between Central Maine Healthcare, Northern Light Health, MaineGeneral Health, MaineHealth, the Maine Center for Disease Control and Prevention, and the Maine Community Action Partnership. By engaging and learning from people and communities and through data analysis, the partnership aims to improve the health and well-being of all people living in Maine.



# Maine Shared CHNA



- **Steering Committee**
- **Program Manager**
- **Standing Committees**
  - **Metrics**
  - **Community Engagement**
- **Ad-Hoc Committees**
- **Local Planning Teams**




# Maine Shared CHNA

## 2024 CHNA Data Analysis, Community Engagement, and Prioritization Process & Timeline



*Survey to be conducted statewide, may include both general community members and professionals; Focus Groups to be conducted with community members, both low-income population and health equity groups; Key Informant Interviews to be conducted when focus groups aren't feasible or to collect more information; Stakeholder forums to be conducted with professionals and advocates*



# Agenda

Welcome!

Overview of Key Findings & Prioritization Voting

**Breakout:** Discussion of Findings & Prioritization Voting

Discussion Report Out & Second Round of Voting

**BREAK**



Presentation of Final Priorities

**Breakout:** Deeper Discussion of Priorities, Round 1

**Breakout:** Deeper Discussion of Priorities, Round 2


**Breakout:** Deeper Discussion of Priorities, Round 3

Conclusion & Next Steps




# Housekeeping

- Step Up. Step Back.
- Listen Longer. Be Curious. **Be Bold.**
- Take Breaks. Water and De-Water. Move Your Body.
- Maintain Confidentiality.
- Acknowledge Positionality.



[2023 Community Agreements.pdf \(mainephilanthropy.org\)](https://mainephilanthropy.org/2023-Community-Agreements.pdf)





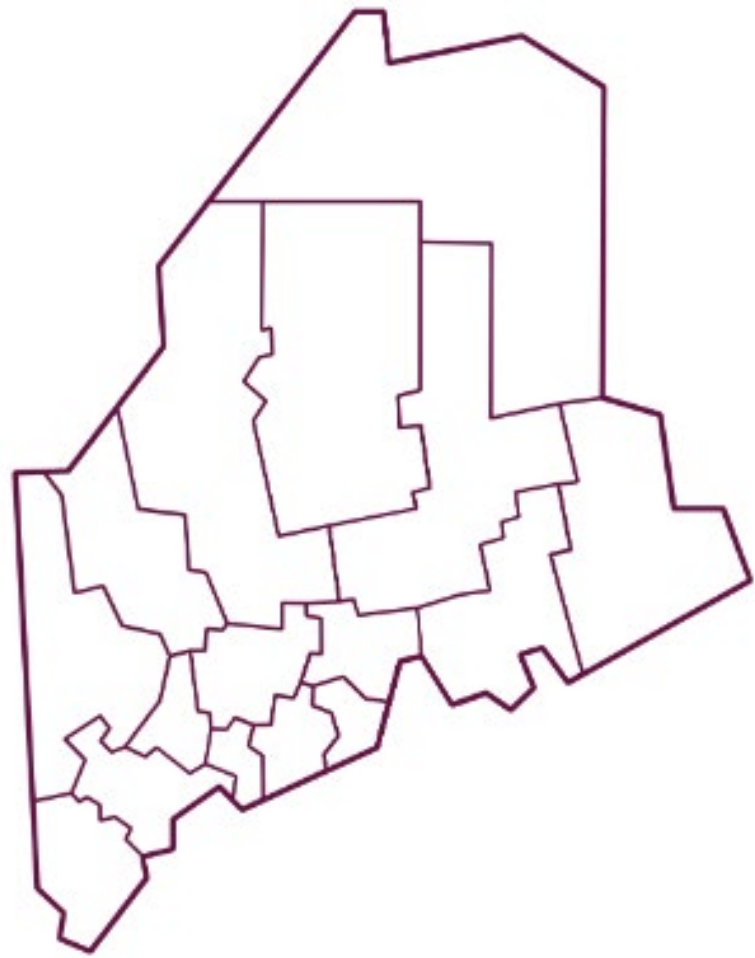
# Key Findings

# Demographics

## Total Population

**55,851**

4.1% of total state population



## Population by Age



Age Under 18

**16.6%**



Age 18-64

**57.7%**


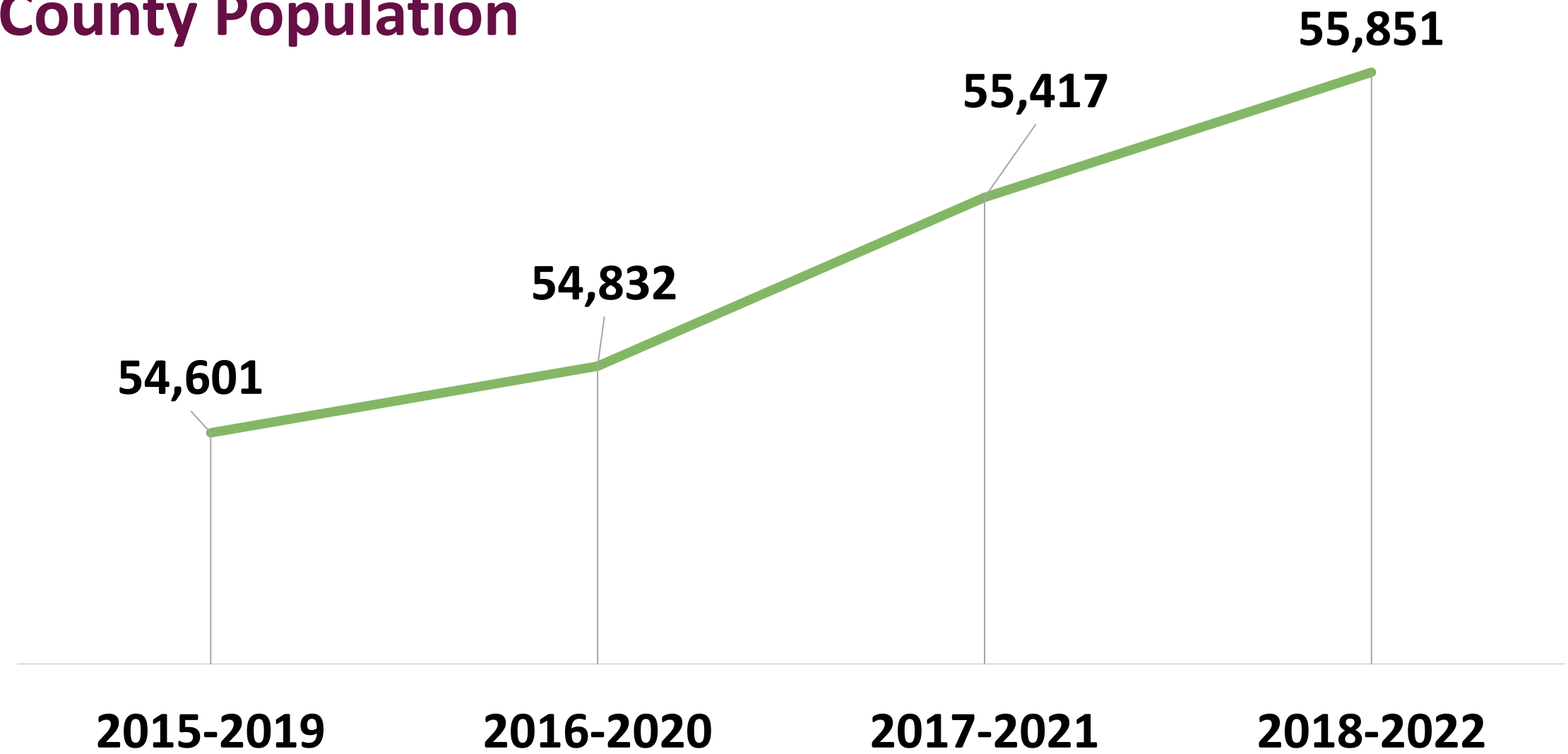


Age 65+

**25.7%**

*U.S. Census Bureau ACS Five-year Estimates 2018-2022*


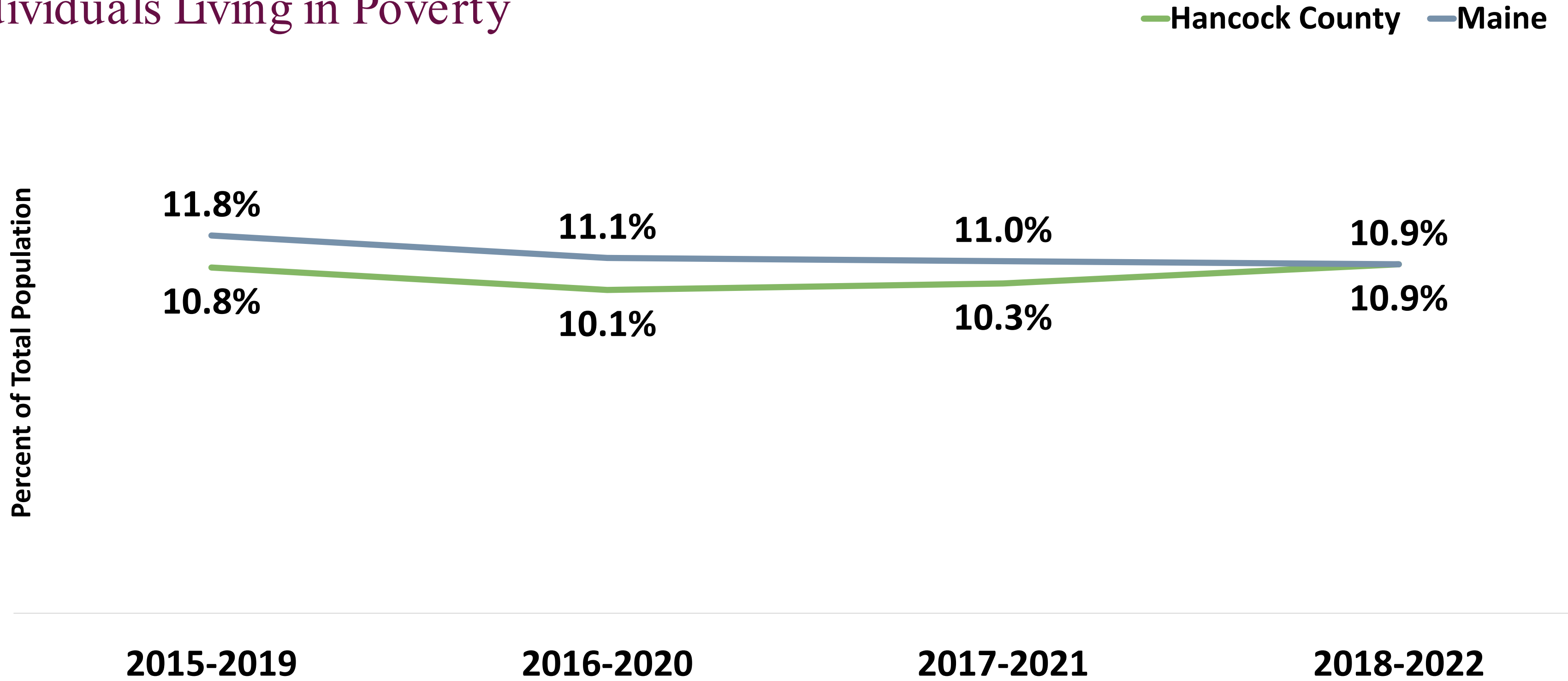
## County Population





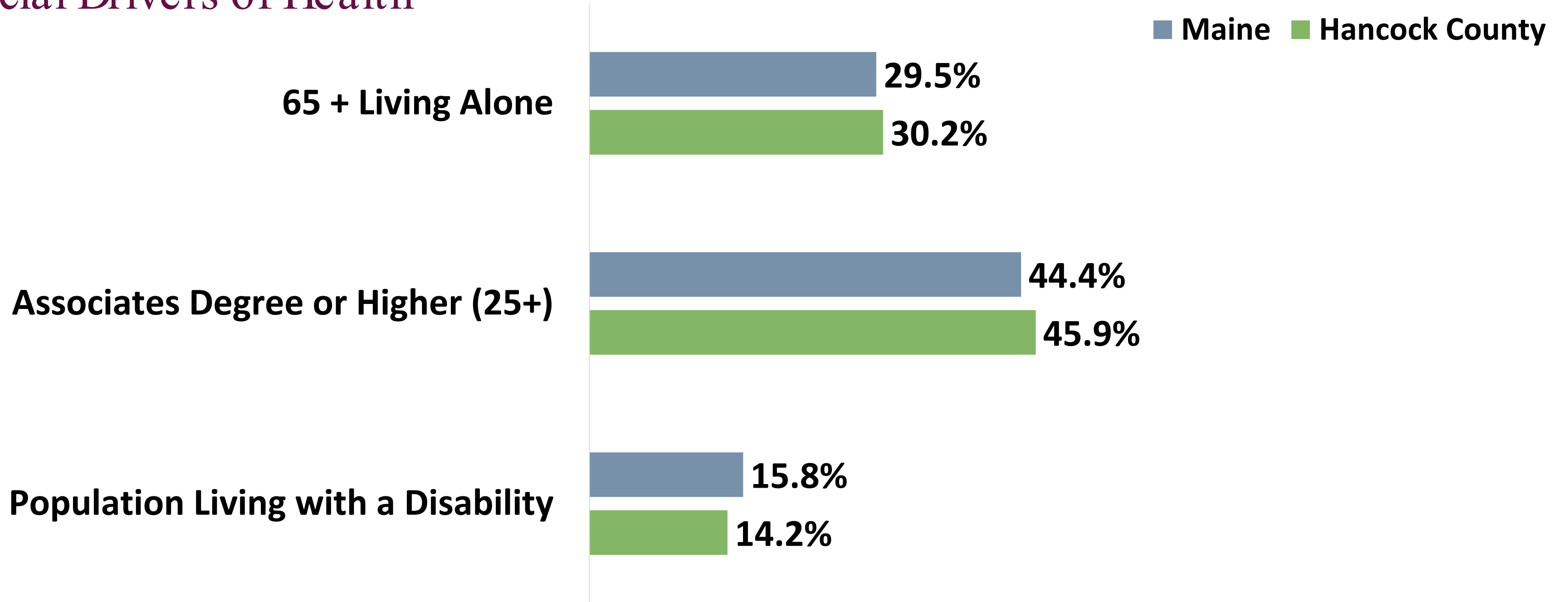
# Demographics

## Individuals Living in Poverty




# Demographics

## Social Drivers of Health



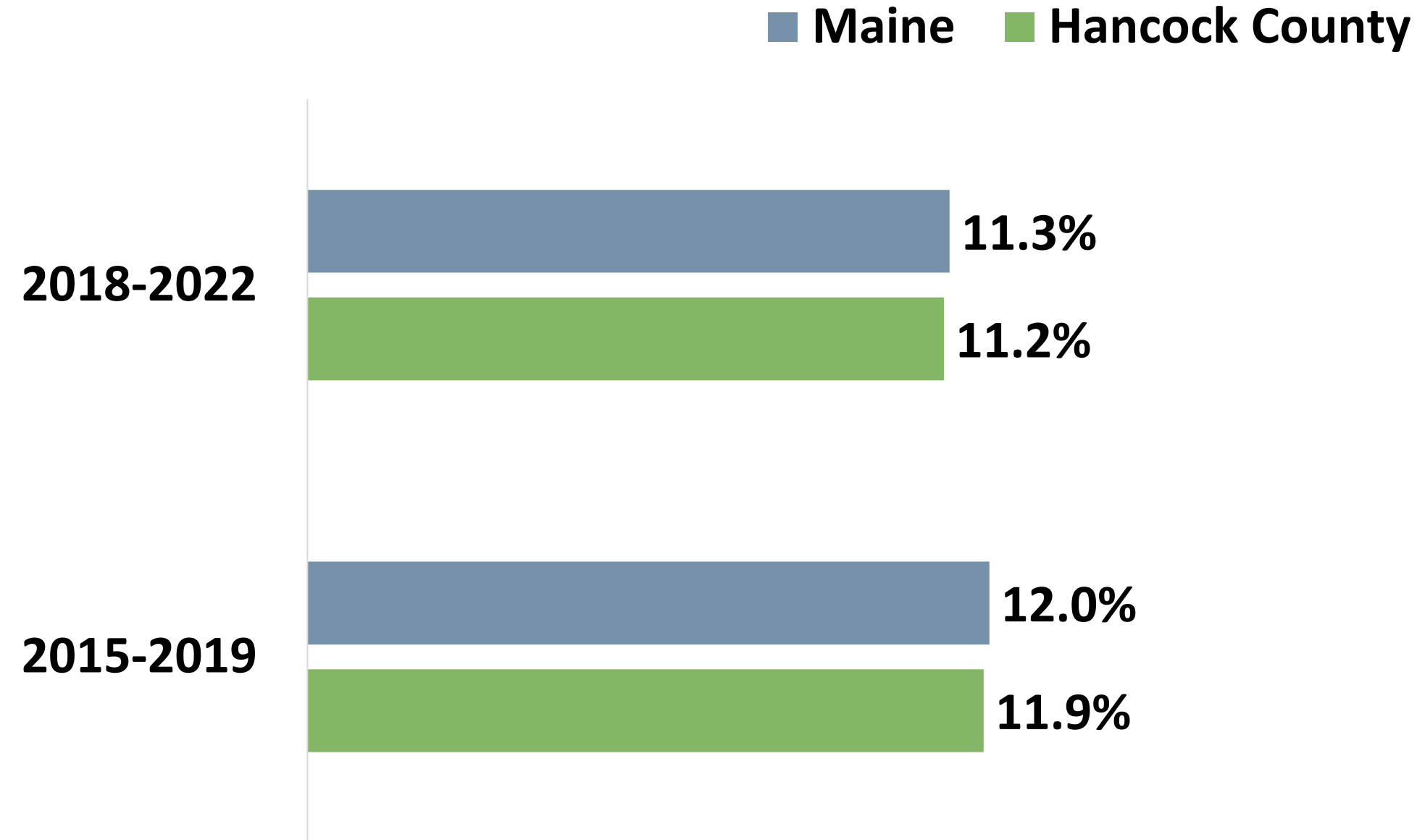
*U.S Census Bureau ACS Five-year Estimates 2018-2022*

*People Living with a Disability, U.S Census Bureau ACS Five-year Estimates 2017-2021*



# Community Conditions

## Cost-burdened Households



Households that spend more than 50% of income toward housing

## Transportation



**36.1%**


Commute of greater than 30 minutes driving alone



**2.2%**


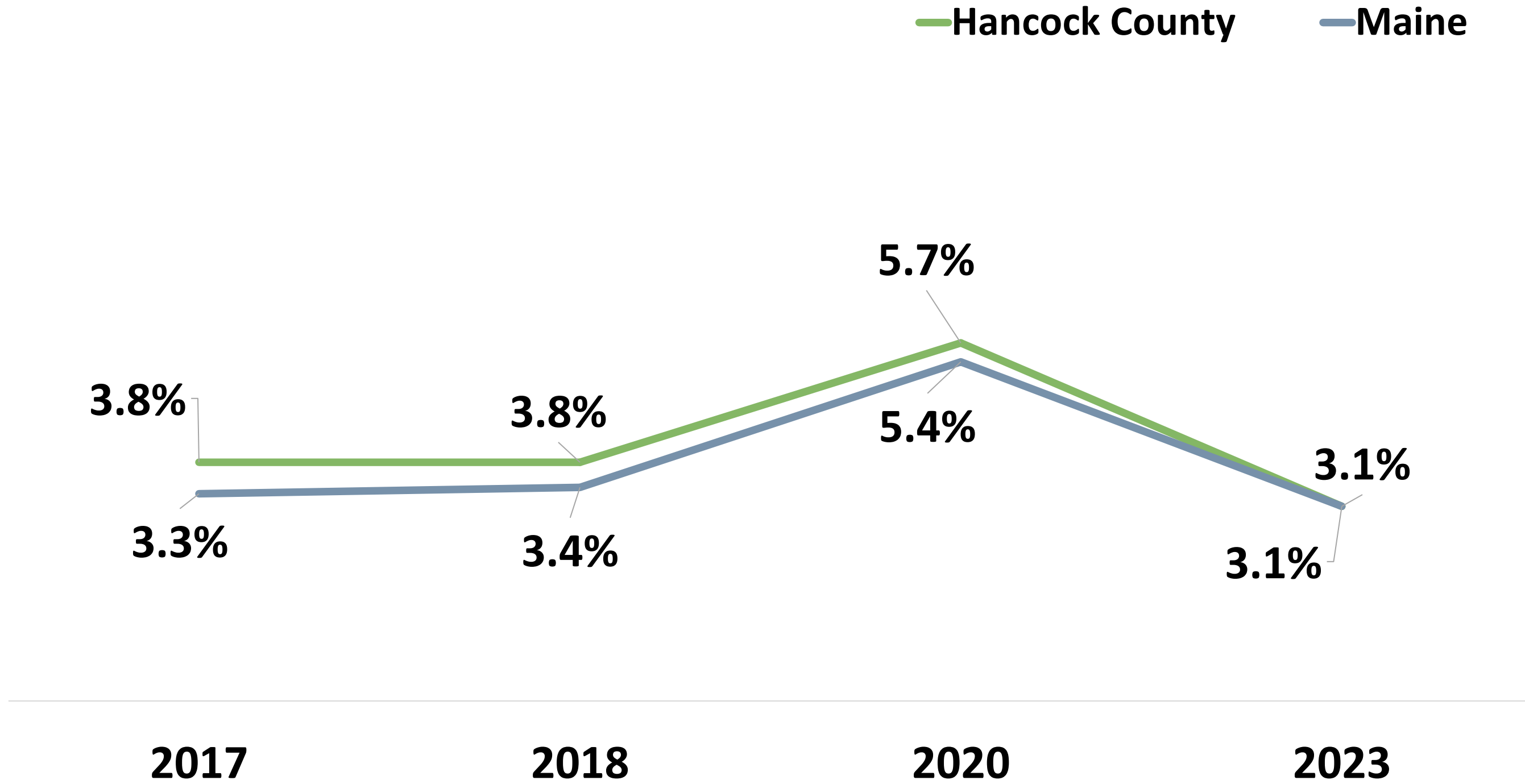
No vehicle for the household

*U.S. Census Bureau ACS Five-year Estimates 2018-2022  
No Vehicle for the Household, U.S. Census Bureau ACS Five-year Estimates 2017-2021*



# Community Conditions

## Unemployment



# Community Conditions

## Economic Wellbeing



Median household income

**2015-2019: \$57,178**

**2018-2022: \$64,149**



Households living above the federal poverty level but below the Asset

Limited Income Constrained Employed threshold of financial survival


**2019: 26.6%**

**2022: 31.3%**

### **ALICE**

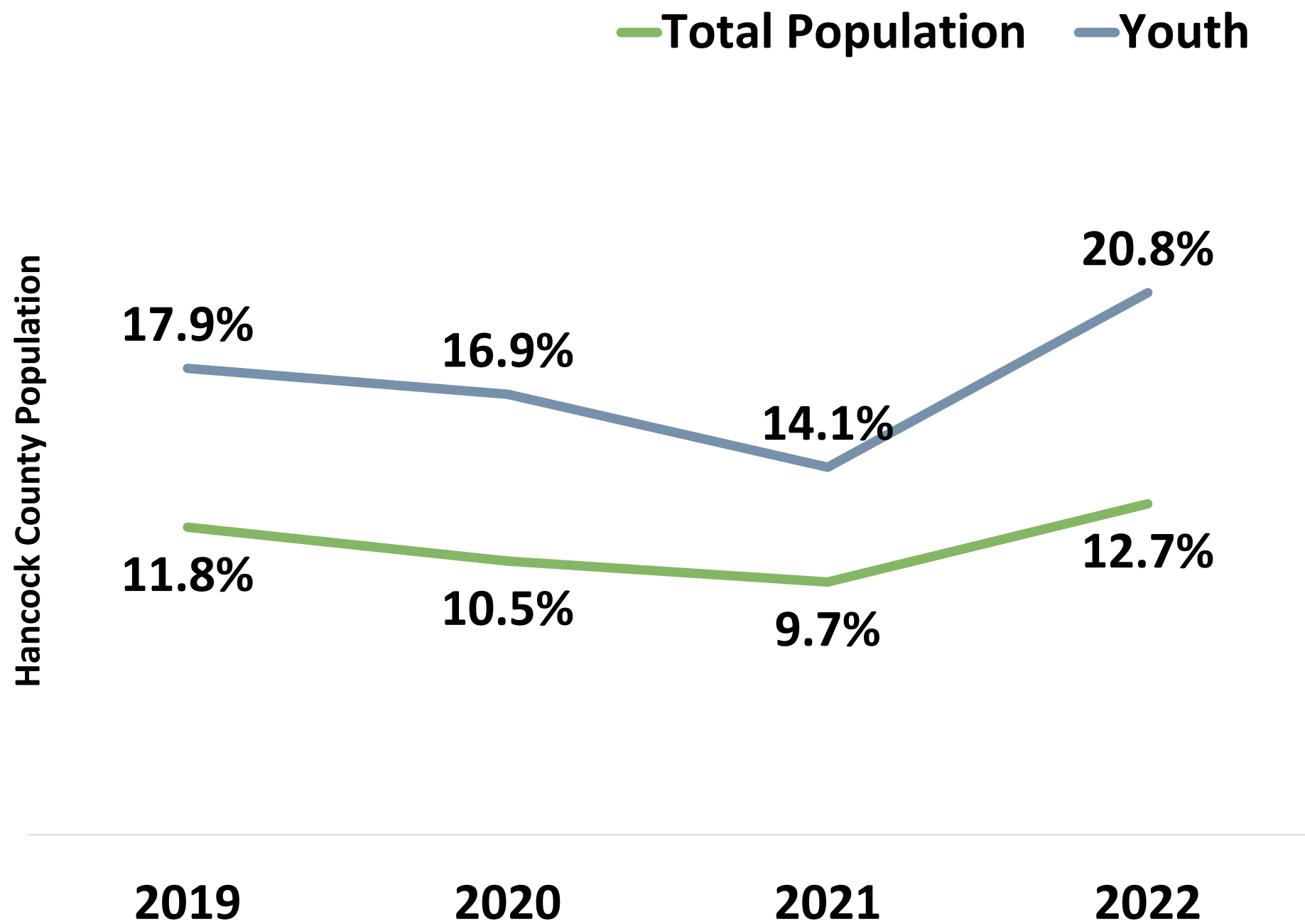
**Working families who are struggling to afford basic necessities like housing, food, and childcare **despite** earning an income technically above the poverty line.**

**These families are working but still financially insecure due to the high cost of living in their area.**


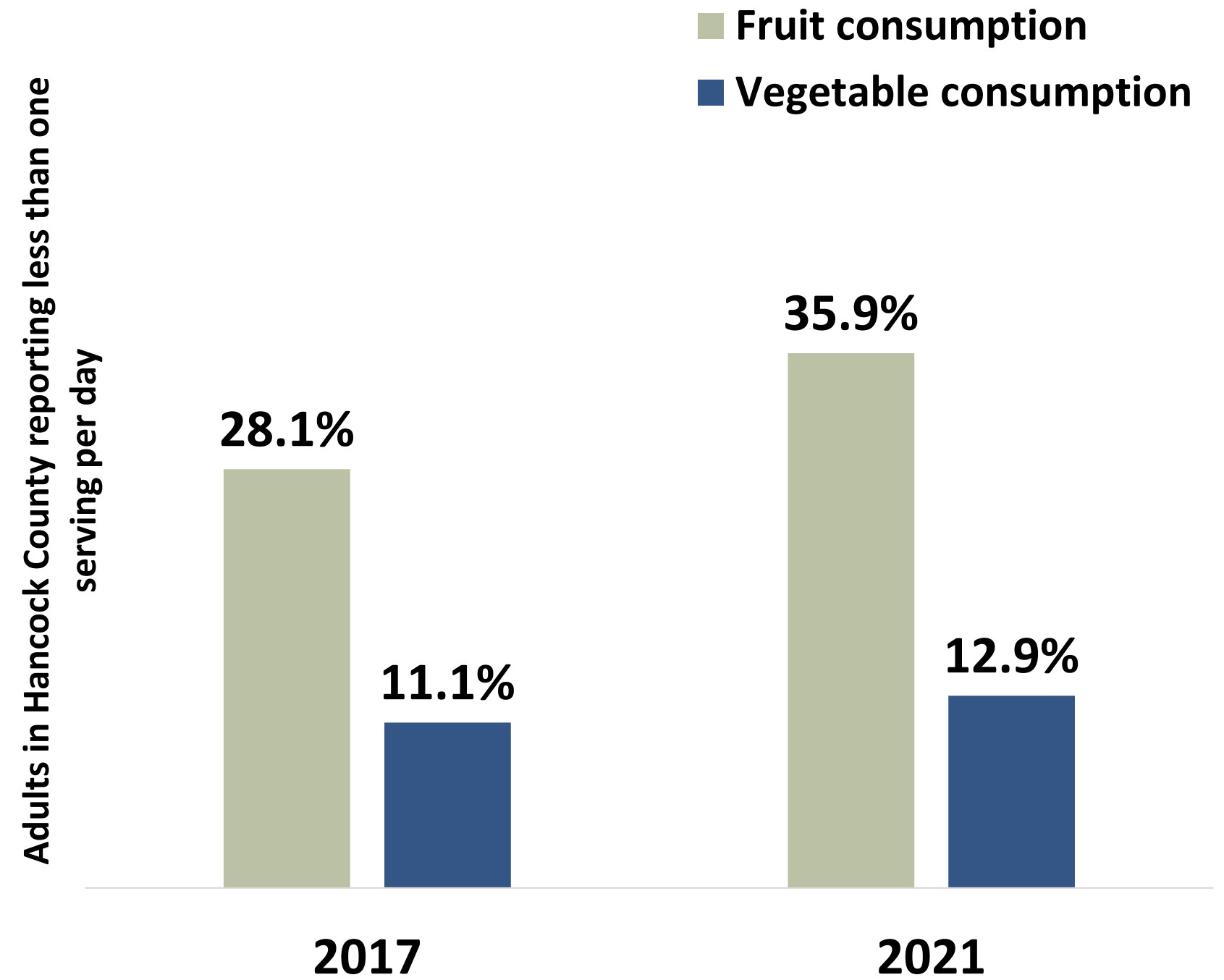


# Community Conditions

## Food Insecurity



## Fruit & Vegetable Consumption



# Community Conditions

## Child Care



Child Care Centers

**2020: 40**

**2024: 31**




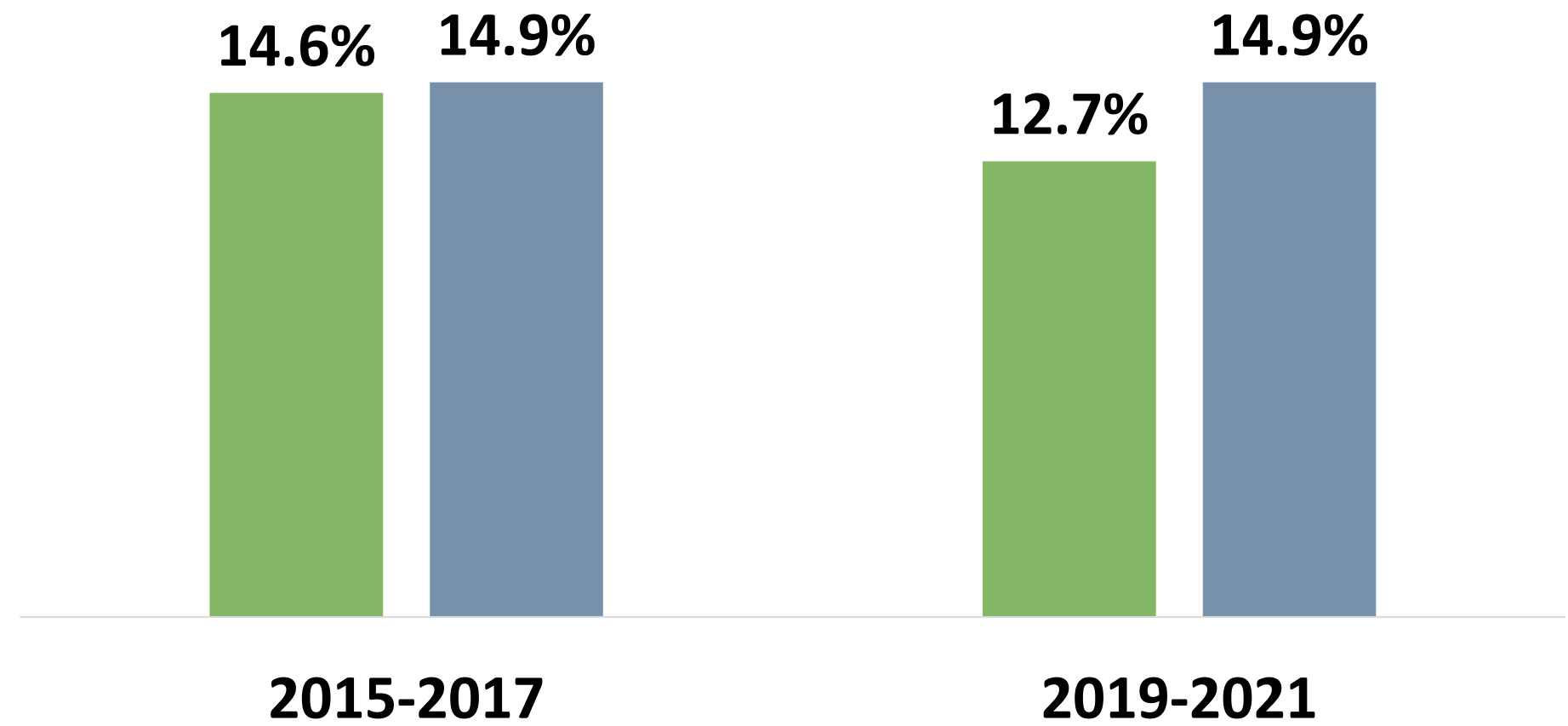
Children served in publicly funded state & local preschools

**2019: 39.0%**

**2023: 38.2%**

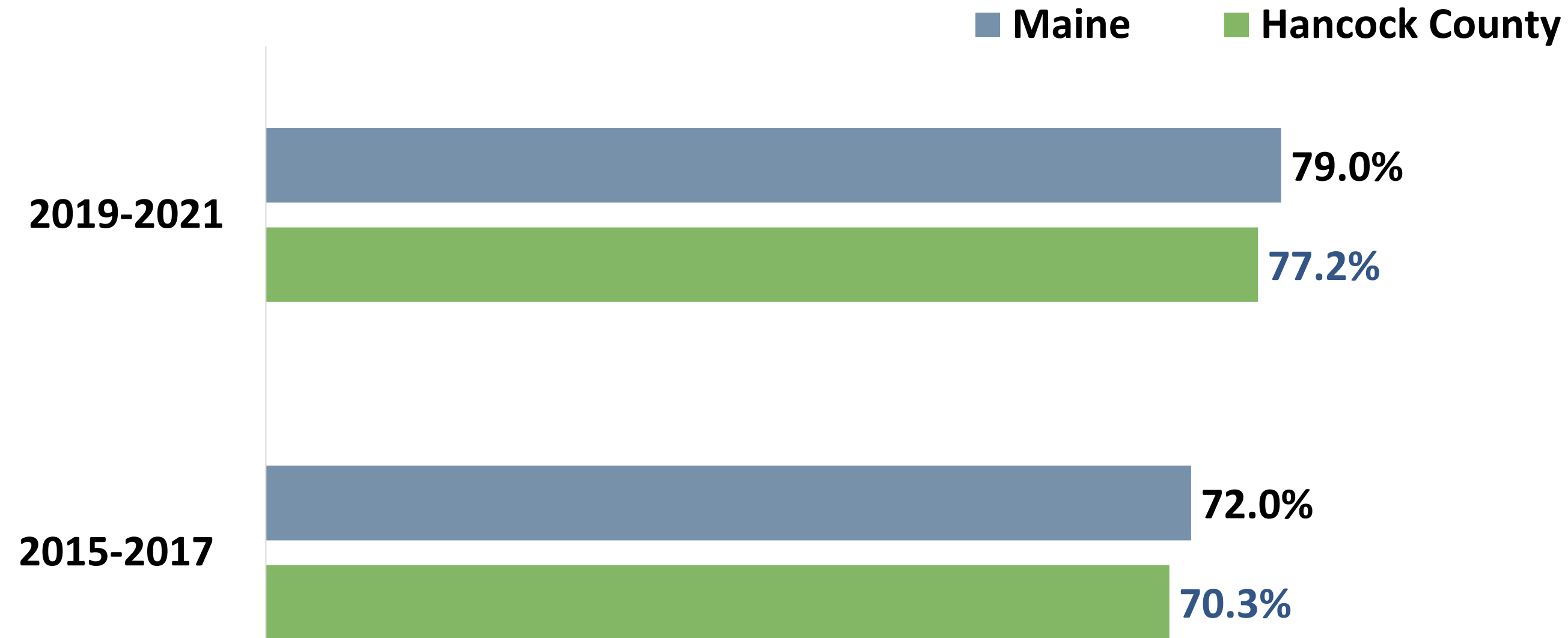
Head Start eligible infants, toddlers, preschool age children

■ Hancock County ■ Maine




# Protective & Risk Factors

## Access to Care



**2019-2021 data reflects that significantly more adults in Hancock County had a regular physical exam in the past year compared to 2015-2017 data.**


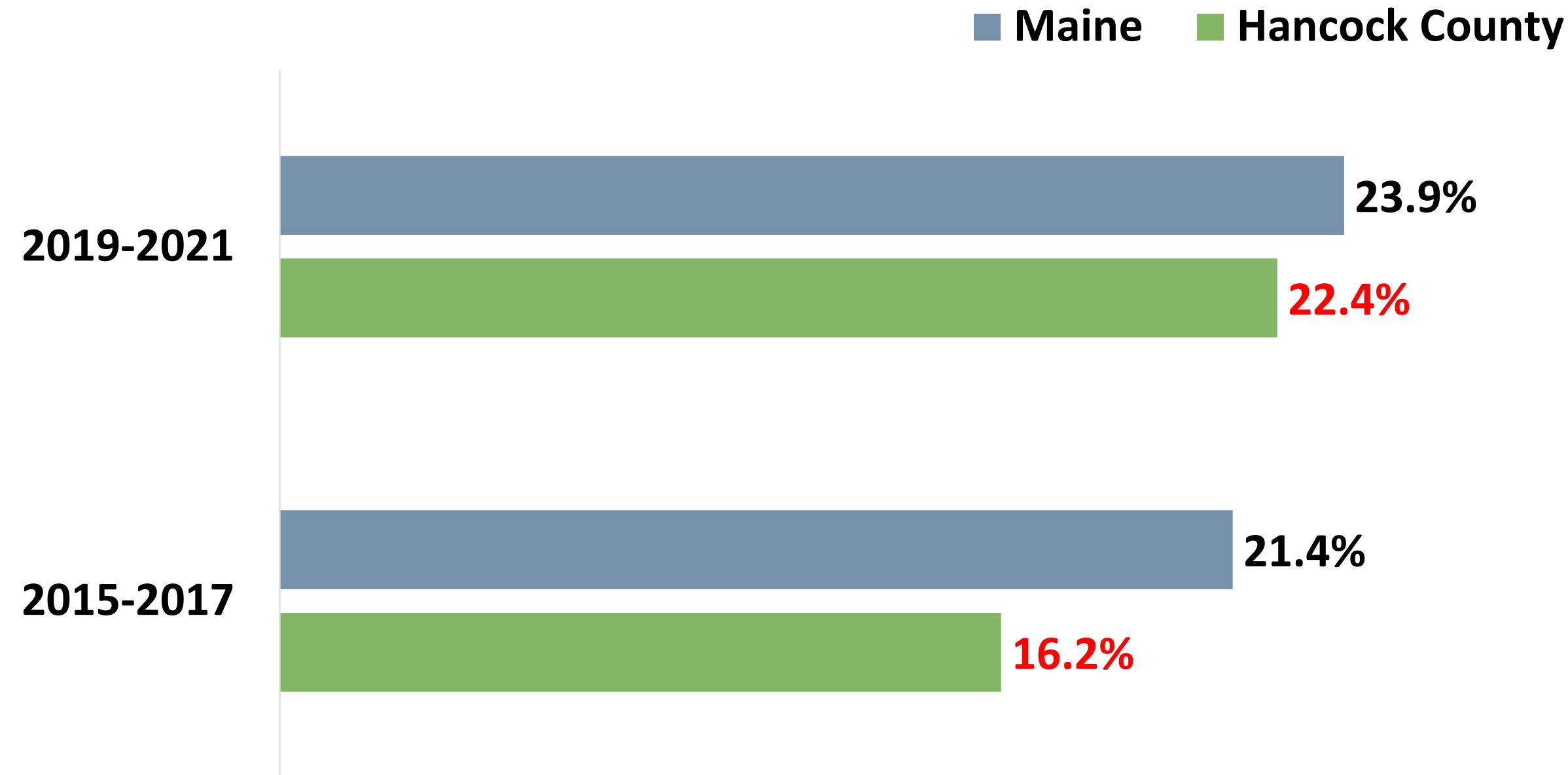
**Adults who had a regular physical exam (not for a specific injury, illness, or condition) within the last 12 months.**






# Protective & Risk Factors

## Adult Lifetime Anxiety



2019-2021 data reflects that Hancock County had **significantly more** adults who have ever been told they have an anxiety disorder compared to 2015-2017.

Adults who have ever been told they have an anxiety disorder



# Health Conditions & Outcomes

## Leading Causes of Death

Rank	United States	Maine	Hancock County
1	Heart Disease	Heart Disease	Heart Disease
2	Cancer	Cancer	Cancer
3	Unintentional Injury	Unintentional Injury	Unintentional Injury
4	Chronic Lower Respiratory Disease	Chronic Lower Respiratory Disease	COVID-19
5	Cerebrovascular Diseases	COVID-19	Chronic Lower Respiratory Disease
6	Alzheimer's Disease	Cerebrovascular Diseases	Cerebrovascular Diseases
7	Diabetes	Diabetes	Diabetes
8	Influenza & Pneumonia	Alzheimer's Disease	Influenza & Pneumonia
9	Liver Disease	Liver Disease	Nephritis, Nephrotic Syndrome and Nephrosis
10	Suicide	Influenza & Pneumonia	Parkinson's Disease



Cardiovascular disease deaths per 100,000 population

**2015-2019: 181.0**

**2018-2022: 186.0**




Cancer deaths per 100,000 population

**2015-2019: 158.0**

**2018-2022: 153.6**

*\*Drug overdose deaths are included in unintentional injury deaths for ranking causes of death.*



# Health Conditions & Outcomes

## Heart Attack Deaths

■ Hancock County ■ Maine

Deaths per 100,000 Population

26.9

25.4

30.8

24.6

2015-2019

2018-2022

!

2018-2022 data reflects that Hancock County had **significantly more** heart attack deaths compared to Maine.

←

## Diabetes

■ Hancock County ■ Maine

Percent of Adults

8.9%


8.0%

8.3%

10.4%


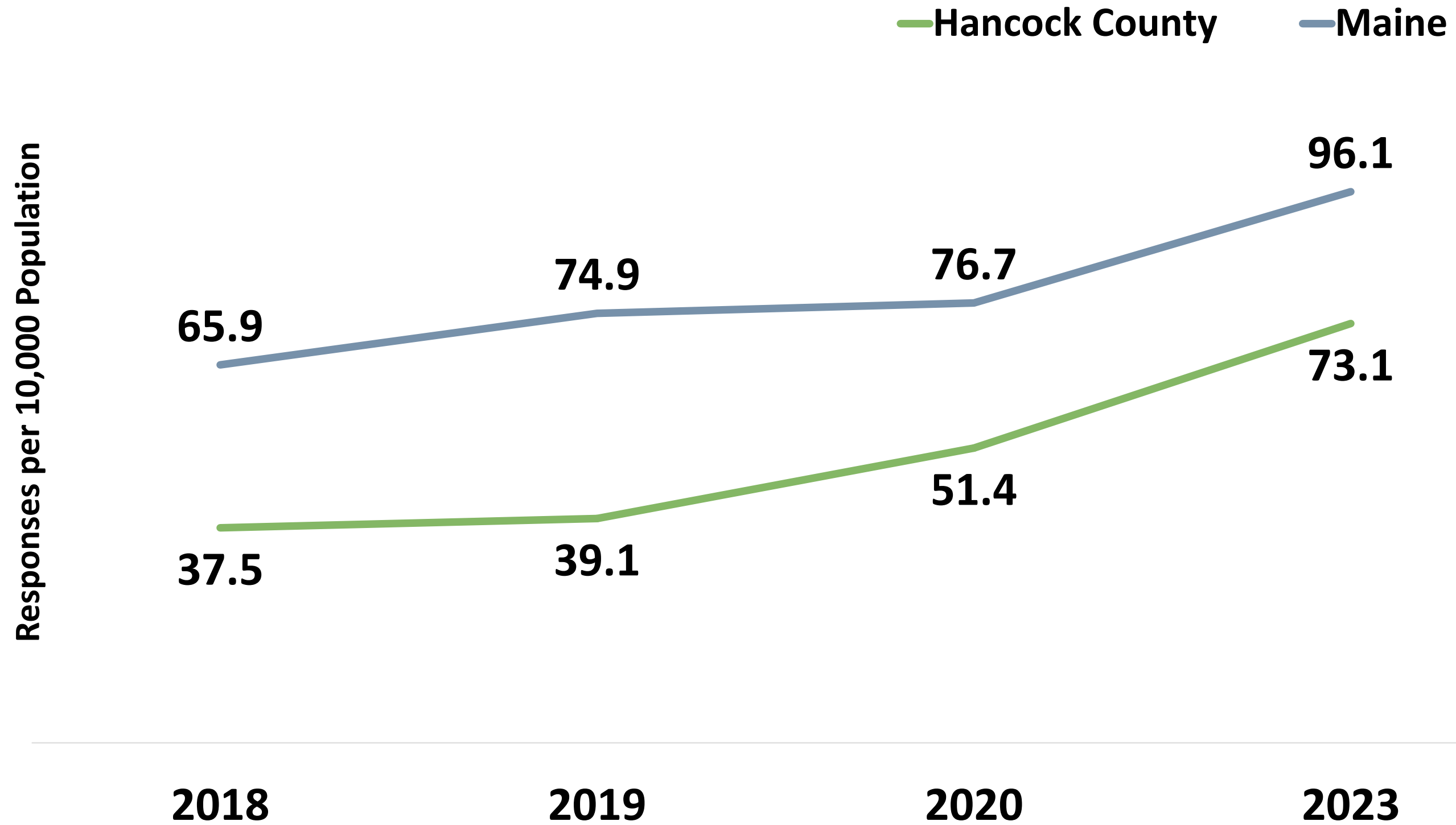
2015-2017

2019-2021



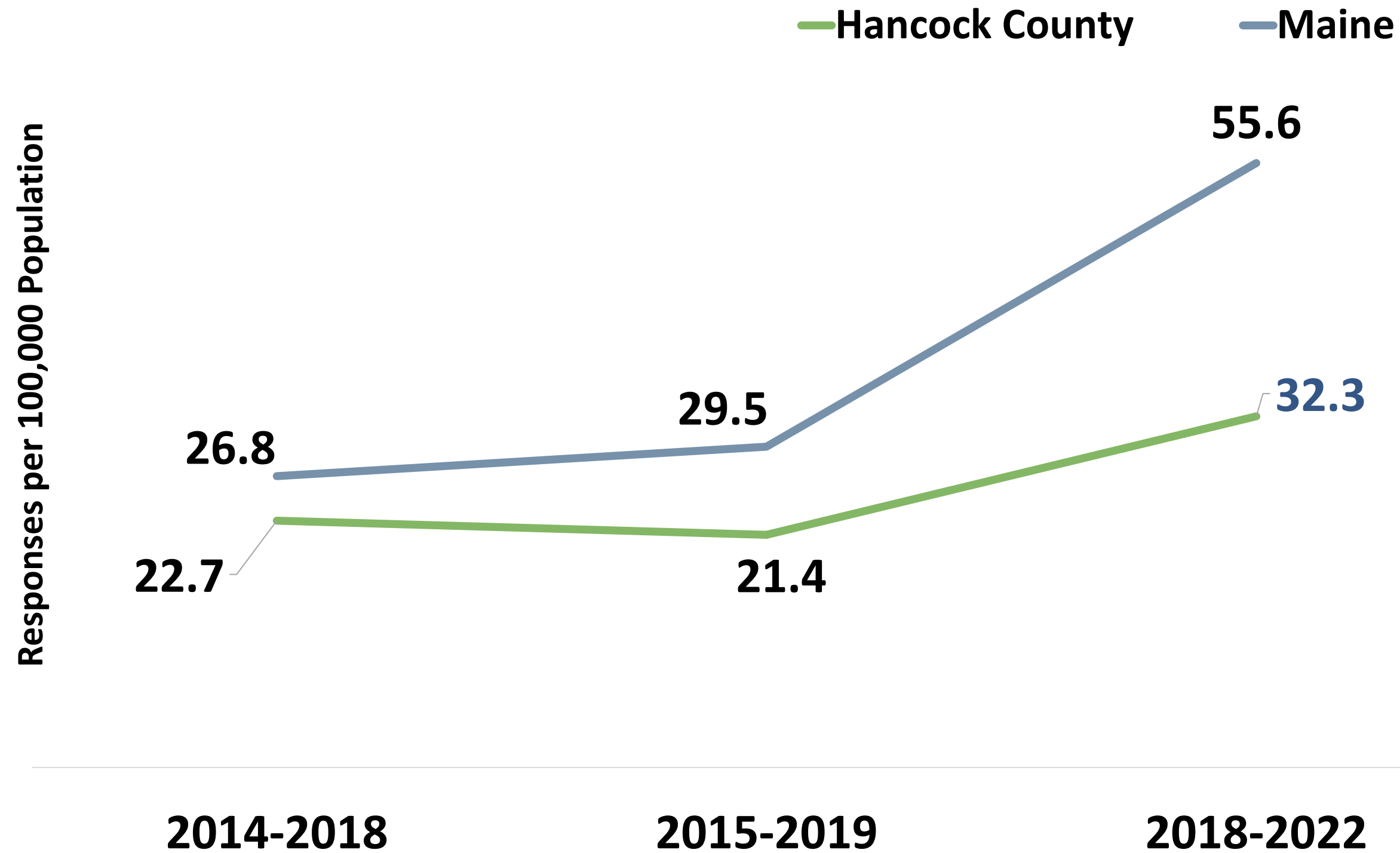
# Health Conditions & Outcomes

## Overdose Emergency Medical Service Responses




# Health Conditions & Outcomes

## Drug-induced Deaths

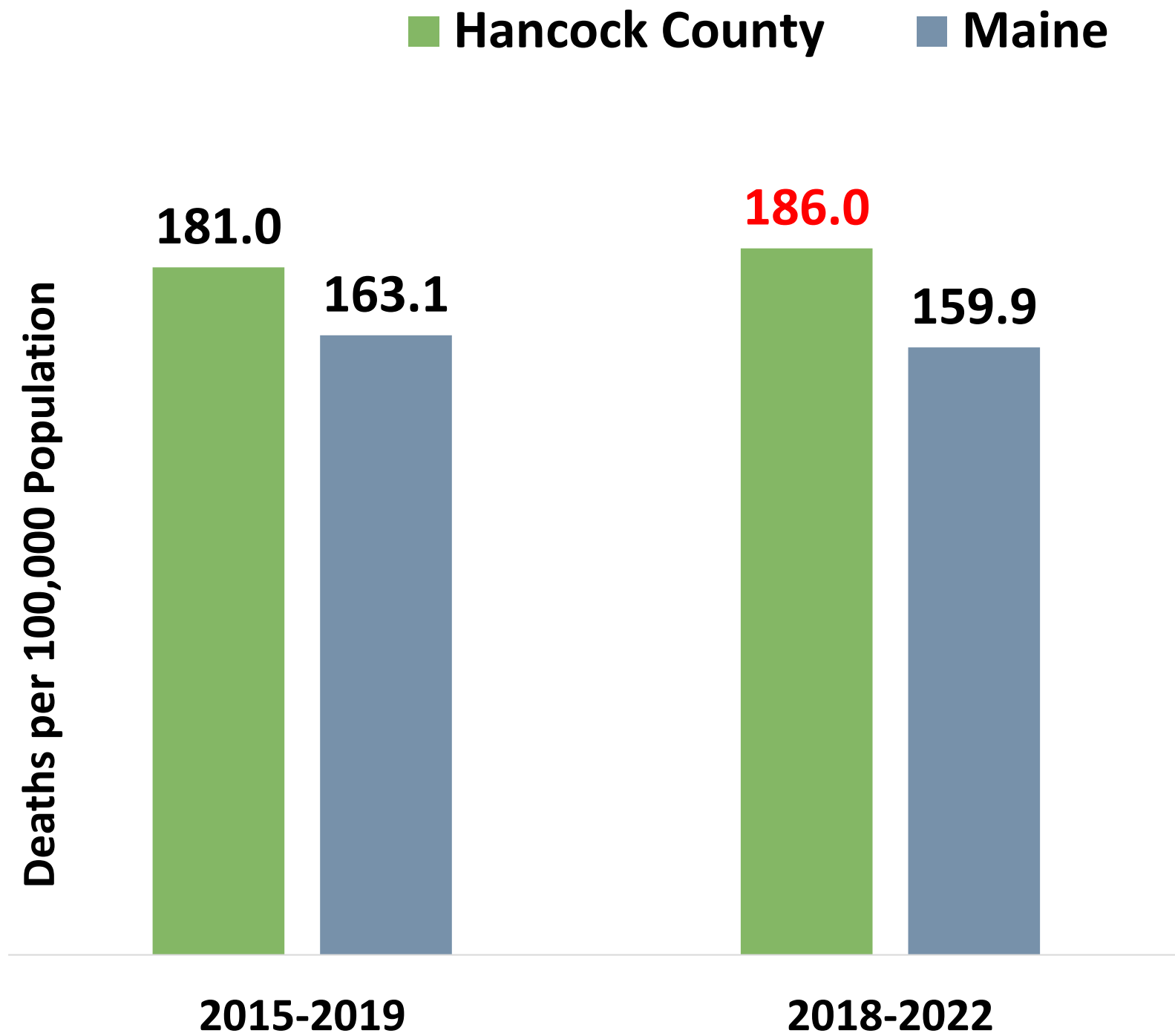


2018-2022 data reflects that Hancock County had significantly fewer drug-induced deaths compared to Maine.


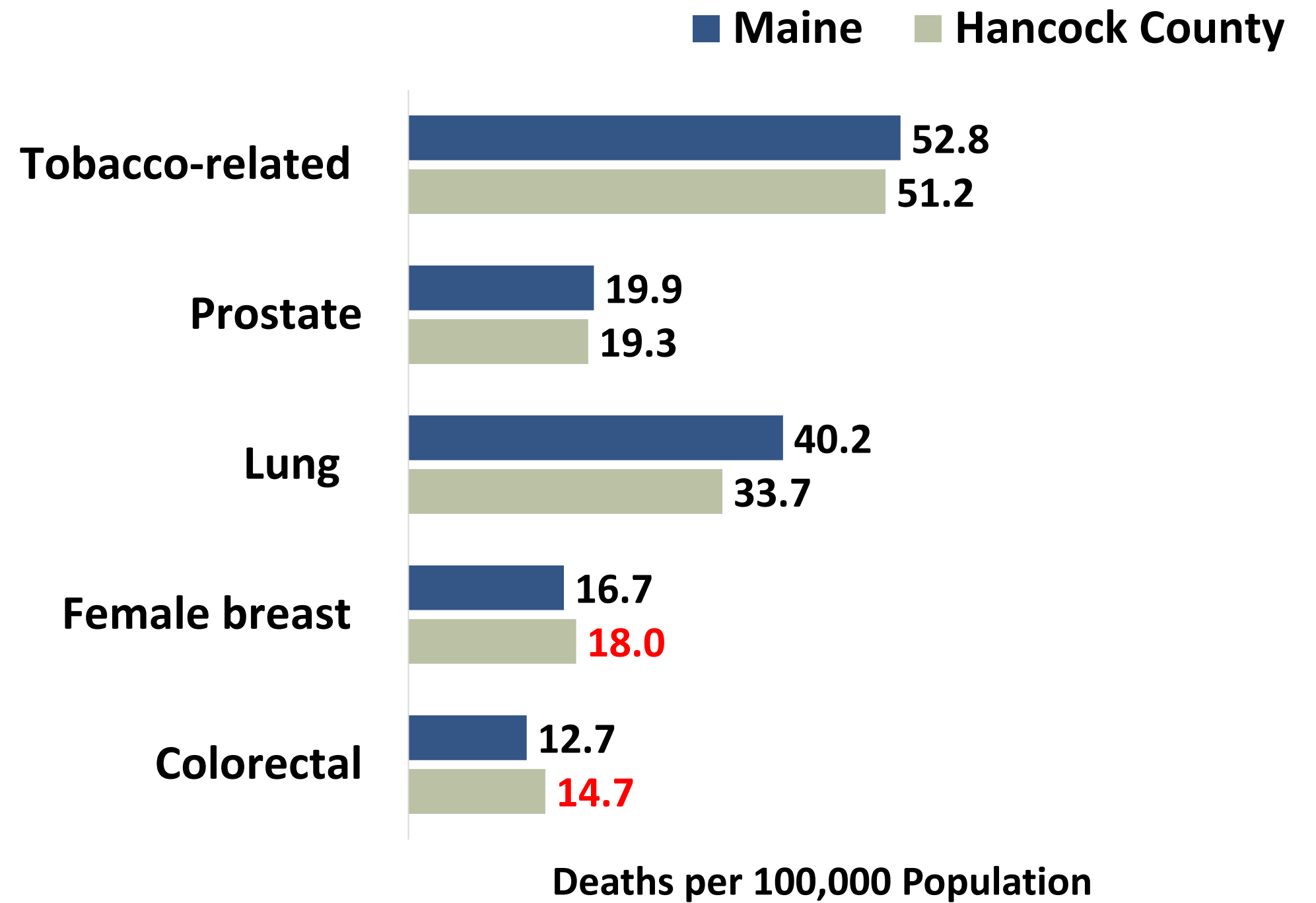


# Health Conditions & Outcomes

## All Cancer Deaths

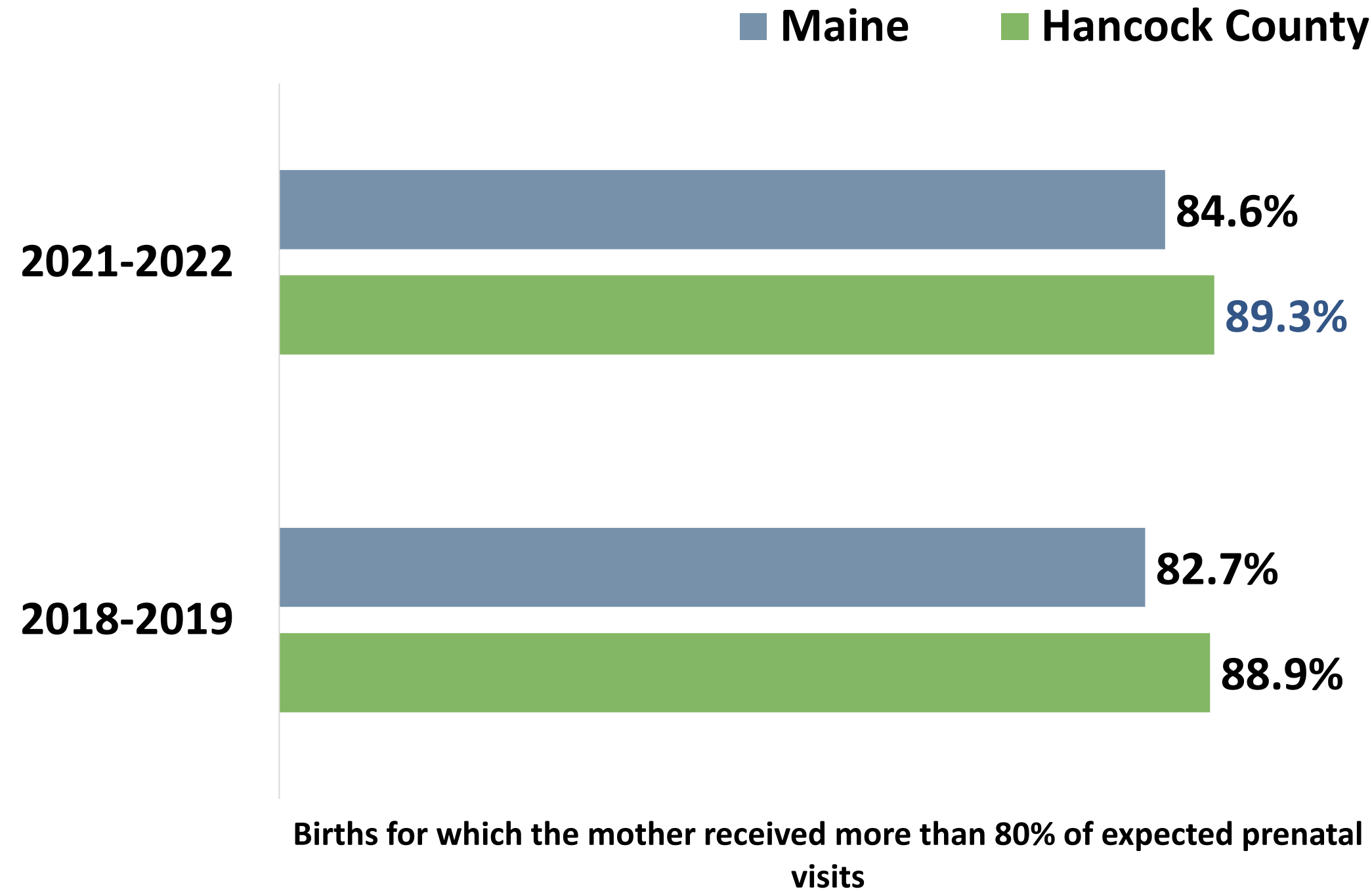


## Cancer Mortality by Type



# Health Conditions & Outcomes

## Adequate Prenatal Care



Infants who are ever breast fed

**Hancock County: 83.9%**

**Maine: 87.6%**


(2021-2022)



2021-2022 data reflects that Hancock County has **significantly fewer** infants who ever breastfed compared to Maine.



2021-2022 data reflect **significantly more** births for which the mother received adequate prenatal care compared to the state of Maine.





# Community Engagement



# Community Engagement

## Focus Group Top Themes

Activities for youth

Affordable housing

Mental health services

Older adult care


Specialty care access

Substance use services, including recovery

Transportation

## Select Quotes From Participants

- “My son after work at a restaurant job would go to Denny’s with his coworkers. It closed during the pandemic. **Some have turned to drugs** with nowhere to hang out beside bars.”
- “My family is ‘over-housed.’ **We have five people living in two bedrooms.** When I have to pay electricity without the assistance from [local assistance program], it would be impossible.”
- “A lot of **drug issues** may have to do with hard-working jobs like lobstermen or seasonal work.”
- “**Adult day programs** are getting people with nursing home levels of care.”


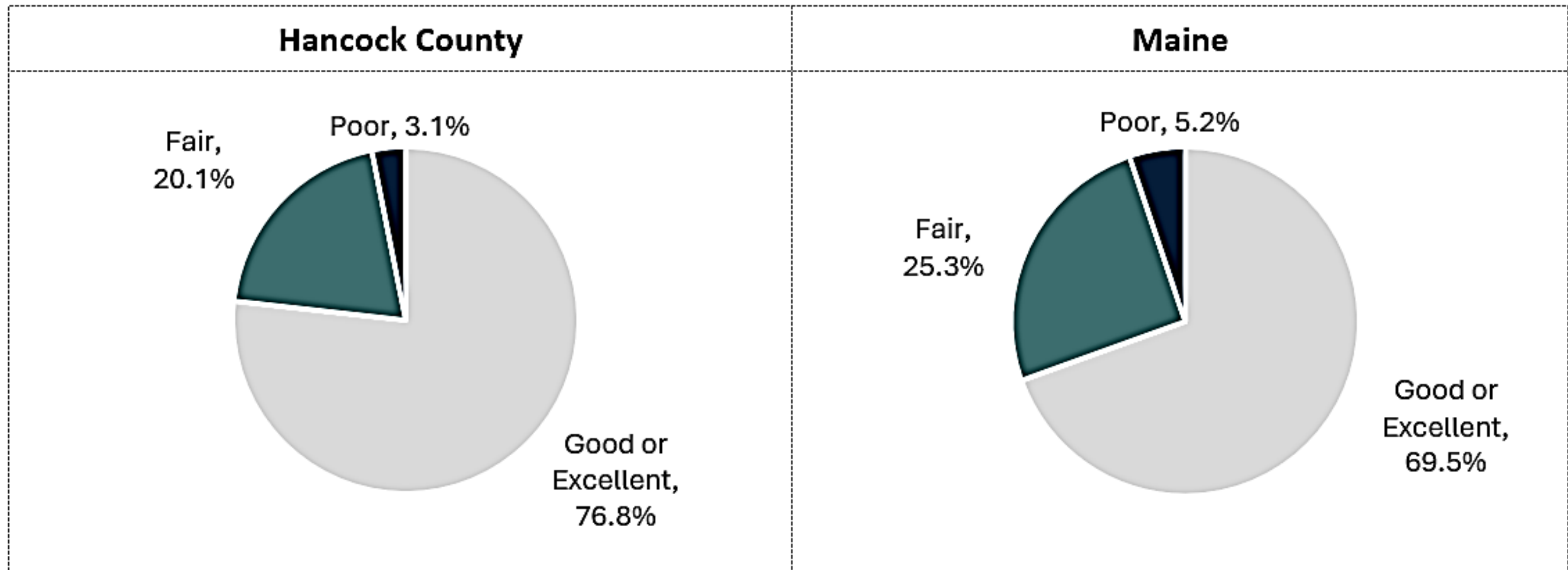


# Community Engagement

## Community Survey: Physical Health Status

Total Participants	
Hancock County	Maine
254	3,967


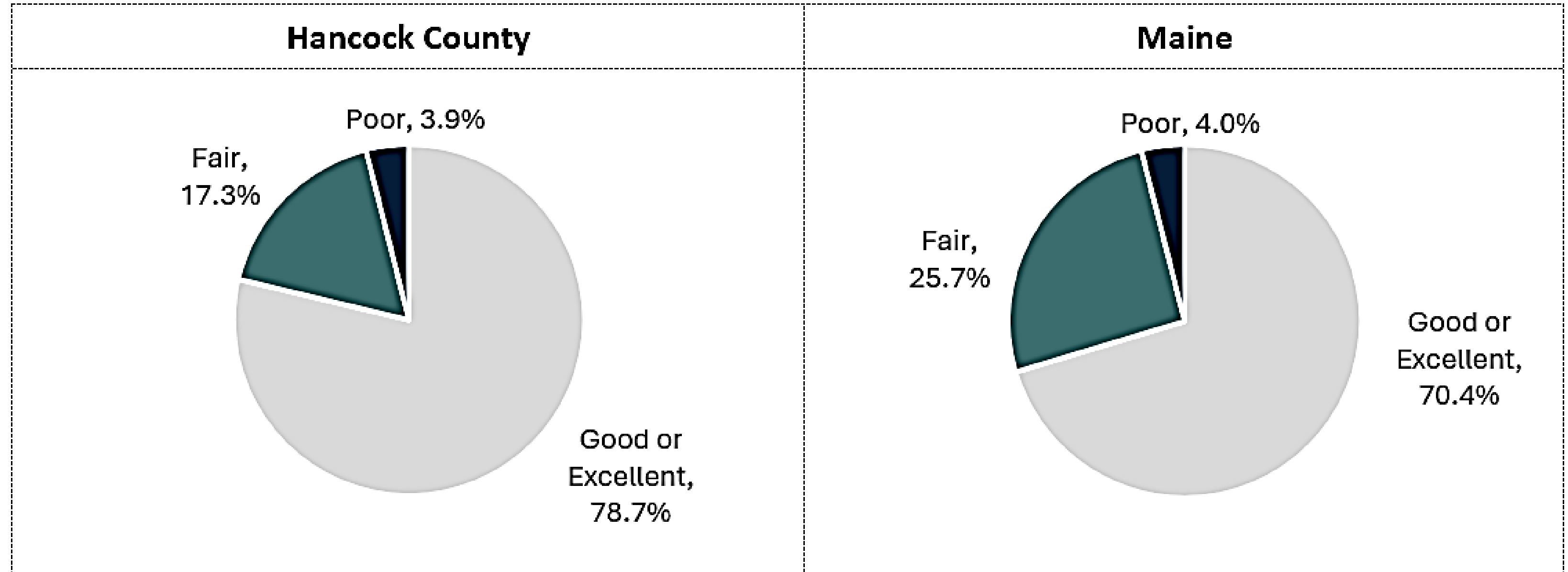
How would you rate your own physical health?



# Community Engagement

## Community Survey: Mental Health Status

**How would you rate your own mental health?**




# Community Engagement

## Community Survey: Community Health Status

### Top 5 social concerns that negatively impact your community

Hancock County		Maine	
1)	Substance use (alcohol, cannabis, prescription drugs, illicit drugs, etc.)	1)	Mental health issues (anxiety, depression, suicide, etc.)
2)	Mental health issues (anxiety, depression, suicide, etc.)	2)	Substance use (alcohol, cannabis, prescription drugs, illicit drugs, etc.)
3)	Housing insecurity	3)	Low incomes and poverty
4)	Aging health concerns (arthritis, osteoporosis, dementia, Alzheimer's, etc.)	4)	Housing insecurity
5)	Obesity	5)	Obesity




# Community Engagement

## Community Survey: Community Health Needs

Please indicate if \_\_\_\_\_ negatively impacts you, a loved one, and/or the community where you live.

*Percentage of respondents who answered 'Impacts me, a loved one, and/or my community'*

Hancock County		Maine	
Chronic health conditions (cancer, high blood pressure, heart disease, high cholesterol, etc.)	71.5%	Economic needs	76.1%
Economic needs	70.7%	Chronic health conditions (cancer, high blood pressure, heart disease, high cholesterol, etc.)	75.7%
Housing needs	67.4%	Mental health needs	73.6%
Mental health needs	64.6%	Substance use	68.5%
Transportation needs	62.3%	Housing needs	68.5%
Substance use	60.4%	Transportation needs	60.9%
Environmental needs	56.7%	Environmental needs	58.4%
Public safety needs	44.3%	Public safety needs	53.7%





# Prioritization Voting Results



# Results

## Community Conditions

1. Aging-Related Services (94.1%)
2. Housing (94.1%)
3. Provider Availability (47.1%)
4. Childcare (41.2%)
5. Transportation (35.3%)

## Protective & Risk Factors

1. Alcohol Use (52.9%)
2. Nutrition (52.9%)
3. Physical Activity (47.1%)
4. Preventative Oral Health Care (41.2%)
5. Child/ Youth Screening & Preventative Visits (35.3%)

## Health Conditions & Outcomes

1. Mental Health (82.4%)
2. Cancer (76.5%)
3. Obesity/ Weight Status (58.8%)
4. Cardiovascular Disease (52.9%)
5. Diabetes (41.2%)




# Breakout Discussions



# Breakout Discussion #1

**Please discuss the results of the community needs assessment and the results of the first round of priority voting:**

- **Was anything surprising or new?**
- **Did the findings confirm anything for you?**
- **Are any priorities missing from the initial round of voting that should be included in a second round of voting?**





# Voting Tool

**Based on the presentation, discussions in your breakout, materials, and your knowledge, expertise, and experiences, please vote for the top THREE health and well-being priorities for each of the topic areas:**

**Community Conditions  
Protective & Risk Factors  
Health Conditions & Outcomes**

**as they relate to your County.**





# Results

## Community Conditions

1. Aging-Related Services (67.9%)
2. Housing (57.1%)
3. Provider Availability (50.0%)

## Protective & Risk Factors

1. Substance Use (60.7%)
2. Adverse Childhood Experiences (57.1%)
3. Nutrition (42.7%)


## Health Conditions & Outcomes

1. Mental Health (75.0%)
2. Access to long-term care (46.3%)
3. Cardiovascular Disease (42.3%)

# Breakout Discussion #2


**Please discuss the following questions as they relate to the priorities in your topic area:**

- **Are there other specific populations to focus on within these priorities?**
- **What do you see as the root causes and/or contributing factors to these priorities?**
- **Which sectors are working on these priorities? Where is there potential for collaboration?**
- **What community assets and resources are missing from the pre-populated list to address these priorities?**




# Breakout Discussion #3

**Review the responses from the group prior to you. As a group, add comments and additional information and suggest edits, as applicable.**



# Breakout Discussion #4

**Review the responses from the group prior to you. As a group, add comments and additional information and suggest edits, as applicable.**





Next Steps

# Next Steps

- **County reports will be drafted summarizing the data analysis, community engagement findings, and Forum discussions related to each County's final priorities.**
- **The Steering Committee will review and compile the priorities from each County to inform the final priorities for the State.**
- **Final reports will be released in March 2025.**

