



Lyme Disease

Maine Surveillance Report | 2022

Case Information:

2652

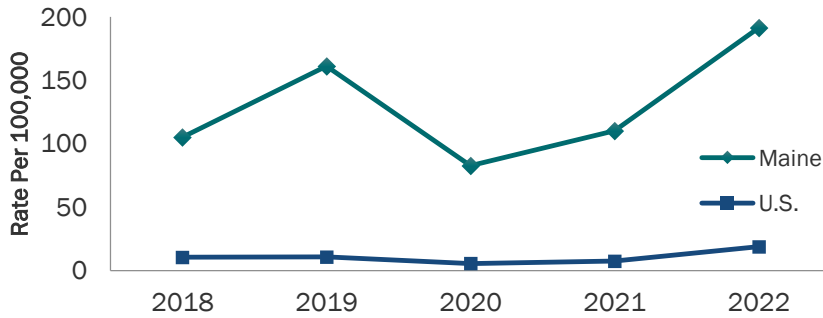
Probable cases of Lyme disease

191.4

Cases per 100,000 people

76%

Increase from 2021



Characteristics:

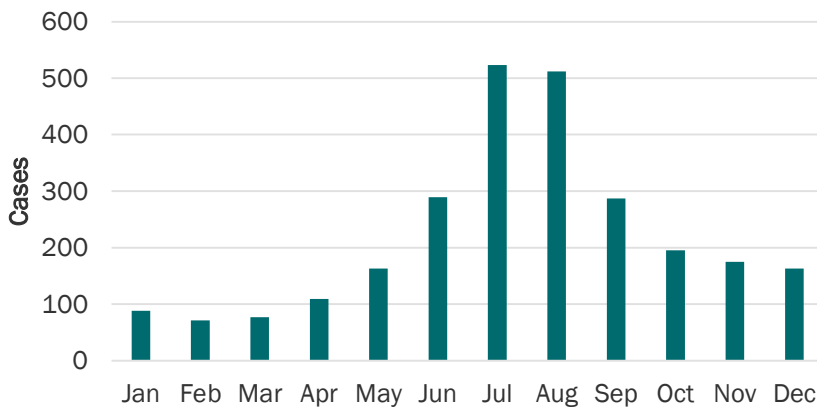


4%
co-infected with anaplasmosis

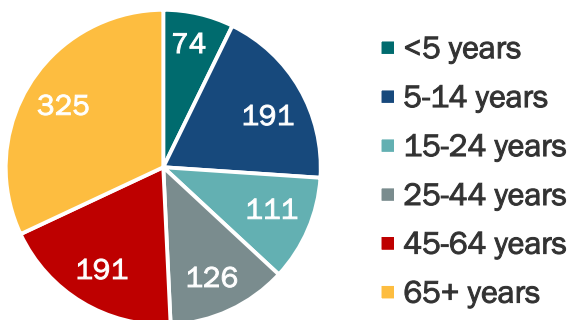
3%
co-infected with babesiosis

<1%
co-infected with all three diseases

Monthly Distribution (by date of report):



Case Rate by Age Group (per 100,000):



Demographics:

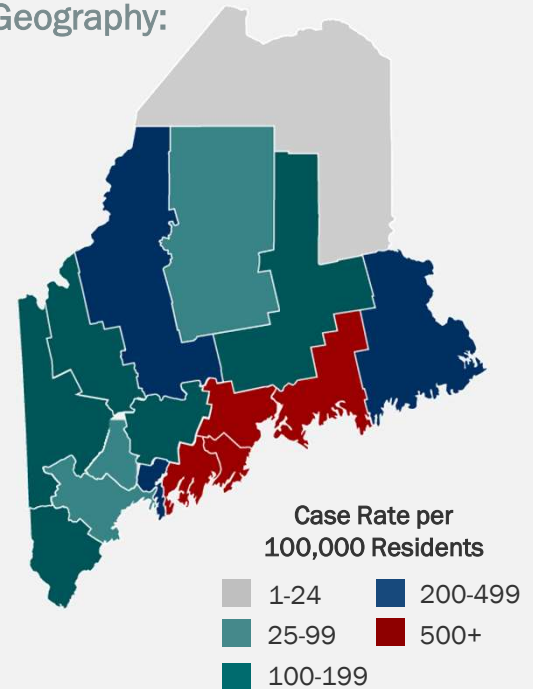


57% of patients were male

Median age of 58
Age range of 2-100 years

87% of patients were White

Geography:



Trends:

- Cases reported in all 16 counties.
- Highest rate in Hancock County.
- Highest rate in 65+ age group.
- Lowest rate in <5 age group.

Prevention:

- **Wear light-colored clothing**, including long-sleeved shirts, long pants, and socks.
- **Use EPA-approved repellents**
- **Avoid infested areas** like wooded and brushy areas with high grass and leaf litter.
- **Do a full-body tick check** including your clothing and gear when coming back indoors.
- **Call a provider** if symptoms develop.

For more information visit:

- www.maine.gov/Lyme
- www.cdc.gov/Lyme