



PAUL R. LEPAGE
GOVERNOR

STATE OF MAINE
MAINE DEPARTMENT OF AGRICULTURE, CONSERVATION AND FORESTRY
BOARD OF PESTICIDES CONTROL
28 STATE HOUSE STATION
AUGUSTA, MAINE 04333-0028

WALTER E. WHITCOMB
COMMISSIONER
HENRY S. JENNINGS
DIRECTOR

BOARD OF PESTICIDES CONTROL

December 18, 2015

AMHI Complex, 90 Blossom Lane, Deering Building, Room 319, Augusta, Maine

AGENDA

8:30 AM

1. Introductions of Board and Staff
2. Minutes of the November 13, 2015, Board Meeting
Presentation By: Henry Jennings
Director

Action Needed: Amend and/or Approve
3. Public Worksession to Discuss Strategies for Promoting Integrated Pest Management with Homeowners

At the November 13, 2015 meeting, the Board discussed public concerns about homeowner pesticide use and explored ideas for promoting Integrated Pest Management (IPM) to this audience. The Board directed the staff to invite recipients of pesticide registration revenues to the next Board meeting to discuss their current activities related to homeowner IPM and whether there may be opportunities to expand their roles. The Board further directed the staff to continue the public discussion around enhancing homeowner IPM education at a future Board meeting with an eye toward developing a work-plan for 2016 and beyond.

4. Other Old or New Business
 - a. Email sent to applicators re posting and phone numbers
 - e. Other
5. Schedule of Future Meetings

January 13, 2016, February 19, 2016 and March 25, 2016 are tentative Board meeting dates. The Board will decide whether to change and/or add dates.

Adjustments and/or Additional Dates?

6. Adjourn

NOTES

- The Board Meeting Agenda and most supporting documents are posted one week before the meeting on the Board website at www.thinkfirstspraylast.org.
- Any person wishing to receive notices and agendas for meetings of the Board, Medical Advisory Committee, or Environmental Risk Advisory Committee must submit a request in writing to the Board's office. Any person with technical expertise who would like to volunteer for service on either committee is invited to submit their resume for future consideration.
- On November 16, 2007, the Board adopted the following policy for submission and distribution of comments and information when conducting routine business (product registration, variances, enforcement actions, etc.):
 - *For regular, non-rulemaking business*, the Board will accept pesticide-related letters, reports, and articles. Reports and articles must be from peer-reviewed journals. E-mail, hard copy, or fax should be sent to the attention of Anne Chamberlain, at the Board's office or anne.chamberlain@maine.gov. In order for the Board to receive this information in time for distribution and consideration at its next meeting, all communications must be received by 8:00 AM, three days prior to the Board meeting date (e.g., if the meeting is on a Friday, the deadline would be Tuesday at 8:00 AM). Any information received after the deadline will be held over for the next meeting.
- During rulemaking, when proposing new or amending old regulations, the Board is subject to the requirements of the APA (Administrative Procedures Act), and comments must be taken according to the rules established by the Legislature.

From: Fish, Gary
Sent: Friday, July 24, 2015 9:50 AM
To: Fish, Gary
Cc: dmorrill@lucastree.com; ceckert@mac.com; jemison@maine.edu; Richard Stevenson; Curtis Bohlen; bruce@ainop.com; clarkgranger@gwi.net
Subject: Important message regarding signs used for posted application notices

Important message regarding signs used for posted application notices

At their last meeting, the Board asked the staff to send a message to all companies licensed to do pesticide applications which require posted notice. The reason for the request relates to a letter sent to the Board about an incident where a person was exposed to freshly applied and wet pesticides on a residential lawn.

When the individual called the contact number listed on the posted sign no one at that number could tell the caller what had been applied; therefore, the individual was not able to share the product name and EPA registration number with either their primary care provider or the Poison Center. The person called three different numbers four times, was transferred multiple times, and still did not get any product information. All this, despite telling the person on the phone that there had been exposure to the product(s).

The Board finds this result to be completely unacceptable.

Although Section 3(B)(2)(d)(v) of Chapter 28 only directs the applicator to post a sign with “the name of the company making the pesticide application and its telephone number”, the Board feels strongly, that the telephone number listed should always be answered by someone who can provide quick answers to individuals who call with concerns about a pesticide application, especially the product name, EPA registration number and the method and rate of application.

Please make sure the telephone number listed on your posted signs will be answered promptly and professionally and the personnel answering the phone know how to quickly get information about an application done on that same day. Although it is rare to have a health reaction to a single pesticide exposure incident, when it does happen we all need to be properly prepared to respond quickly and definitively.

Finally, please make sure you are also following these other Section 3(B)(2) requirements:

- “Areas treated under the categories listed in Section 3B(1) [3A, 3B, 6B, 7A & 7E] shall be posted in a manner and at locations designed to reasonably assure that persons entering

such area will see the notice. Such notice shall be posted before application activities commence and shall remain in place at least two days following the completion of the application.”

If you have any questions, please email back or call me.

Gary Fish
Manager of Pesticide Programs
Maine Board of Pesticides Control
28 State House Station
Augusta, ME 04333-0028
gary.fish@maine.gov
207-287-7545
207-624-5020 Fax
www.thinkfirstspraylast.org
www.yardscaping.org
www.gotpests.org

Maine Board of Pesticides Control

**Miscellaneous Pesticides Articles
December 2015**

(identified by Google alerts or submitted by individuals)

Times Argus

This is a printer friendly version of an article from www.timesargus.com

To print this article open the file menu and choose Print.

[Back](#)

Article published Nov 25, 2015

Meeting seeks alternatives to rail herbicide

By Gina Conn

STAFF WRITER

MONTPELIER — Long-term alternatives to the use of herbicides for clearing train tracks in Montpelier of problem vegetation were the topic of discussion at a recent meeting of the Vermont Pesticide Advisory Council.

Meeting at the Department of Fish and Wildlife offices Nov. 12 at the National Life complex, the council also announced that a new herbicide alert system will be operating next summer.

The meeting came on the heels of a well-attended gathering in June at Montpelier City Hall at which residents expressed outrage that the chemical herbicide glyphosate would be sprayed on the 2-mile stretch of track that runs through the city. The June meeting was organized by Mayor John Hollar.

Vermont Rail System, which did the spraying, says weeds can get stuck in the wheels of rail cars. The herbicide spraying has been done annually since 1999 with the exception of last year.

In July a compromise was reached with the city agreeing to pay for the rental of weed whackers and their use to clear a portion of the tracks in the heavily populated area between Main Street and Granite Street. The remainder of the 2-mile stretch was sprayed with the herbicide.

"It didn't cost very much," said City Manager William Fraser in an interview Tuesday, estimating the rental and labor bill was around \$3,000. To City Councilor Anne Watson, that was a price well worth paying.

"That was shockingly low," Watson said Tuesday about the cost. "That's pretty reasonable, and if it helps ease people's minds about it then it feels like money well spent to me."

Watson added, however, that there could be other options for the future, including cost sharing with the railroad.

According to Watson, weed whacking has been good for now but won't be sustainable for the long run.

"The weed whacking doesn't necessarily get up the roots," she said.

That's where the discussion of longer-term solutions picked up this month at the Vermont Pesticide Advisory Council meeting. Options discussed included applying vinegar and salt grind to the railway vegetation, having goats graze the area, and exploring safer chemicals to do the job.

"The city would like to find an arrangement where we will not have to pay anything," said Watson, who attended the meeting. In the short term, she added, "I think we would consider paying again if there was a plan where we can get off of that."

Gary Giguere, agrichemical management section chief for the state Agency of Agriculture, Food and Markets, was also present to hear the discussion and suggestions from the public. He said he is still open to hearing more suggestions for alternatives.

"I'll take any idea anyone has at any time, until it's final," he said. "There's not a specific time period ... where we are closed to ideas."

He said the pesticide council will be getting information from both the city and the general public and will at some point make a recommendation.

"Ultimately because these meetings started at the request of the mayor, we'll go back to him with a final plan," Giguere said.

The pesticide council plans to schedule another meeting to continue the discussion.

With Watson noting that the railroad is required to notify the public when any herbicide spraying is planned, the council also announced that the Vermont Emergency Alert System will soon include herbicide spraying alerts, much as it transmits weather advisories and Amber Alerts. Residents will be able to sign up at vtalert.gov to receive notifications on planned sprayings.

The herbicide alert system is being developed now, according to Giguere, and will be in place for next year's spraying season.

"You'll be able to sign up to be alerted when the (herbicide spraying) permits get activated," he said.

gina.conn@timesargus.com



The ISIS website is archived by the British Library as UK national documentary heritage

ISIS members area [log in](#) [XML](#) [RSS](#) [facebook](#) [t](#) [YouTube](#) [vimeo](#)



Like 56

5 [G+](#) 2

Tweet

Search the ISIS website

Search

ISIS Report 02/12/15

Declaration of Physicians in Crop-sprayed Towns in Argentina at 3rd National Congress

Faculty of Medicine, University of Buenos Aires, Buenos Aires, 17 October 2015

Original Publication: <http://www.reduas.com.ar/declaration-of-the-3rd-national-congress-of-physicians-in-the-crop-sprayed-towns/#more-1541>

Sign the Independent Scientists Manifesto on Glyphosate here:

http://www.i-sis.org.uk/Independent_Scientists_Manifesto_on_Glyphosate.php

Please circulate widely and repost, but you must give the URL of the original and preserve all the links back to articles on our website. If you find this report useful, please support ISIS by subscribing to our magazine [Science in Society](#), and encourage your friends to do so. Or have a look at the [ISIS bookstore](#) for other publications

Five years after the first meeting at the Faculty of Medical Sciences of Córdoba, we - scientists, doctors and members of health teams from sprayed villages of Argentina -gathered in the Aula Magna of the Faculty of Medicine of the University of Buenos Aires (UBA), to verify that what we said then is emphatically true and getting worse by the day. The current system of agricultural production in the country pollutes the environment and our food, sickening and killing human populations in agricultural areas.

In the last 25 years, the consumption of pesticides increased by 983 % (from 38 to 370 million kilos), while the cultivated area increased by 50 % (from 20 million ha to 30 million ha). A production system based on the systematic application of agricultural poisons means, inevitably, that nature responds by adapting, forcing farmers to apply greater quantities of pesticides in the field to achieve the same objectives. Over the years a system has been created by and for sellers of pesticides, who every year increase their net sales (in 2015 the increase was 9%) while our patients, too, year after year are being exposed to this pesticide pollution more and more.

There is no doubt that the massive and growing exposure to pesticides changed the disease profile of Argentina's rural populations and that cancer is the leading cause of death among them (and the worst way to die).

Research presented at the congress show studies at different scales, which highlight a consistent pattern of toxicity. From small towns to larger populations at the provincial level (as in Chaco and Córdoba) or national level, different levels of exposure to glyphosate or

Home

About ISIS

Publications by Category

Science in Society magazine

Books

Journal & technical articles

Popular articles & Lectures

DVDs & CDs

Campaigns



[Colours of Water](#)

Publications by Subject

GMOs

Climate Change

Cosmology

Economics

Electromagnetic Hazards

Genetics

Geoengineering

Energy

Health & Disease

Holistic Health

Nanotechnology

New Materials

Nuclear Power

Science & Art

Science & Democracy

agricultural poisons in general are compared, showing that reproductive health is affected by increases in spontaneous abortions and birth defects. Also increased are endocrine disorders such as hypothyroidism, neurological disorders or cognitive development problems and soaring of cancer rates - a tripling of incidence, prevalence and mortality - which are directly related to pesticide exposure. In parallel, data from studies in experimental models show that the genotoxicity of glyphosate and other pesticides is an underlying biological mechanism that explains its relationship with disease that doctors have found in our patients. Furthermore, genotoxicity has been verified in agricultural populations (adults and children) exposed to pesticides, while being absent in populations that are not fumigated.

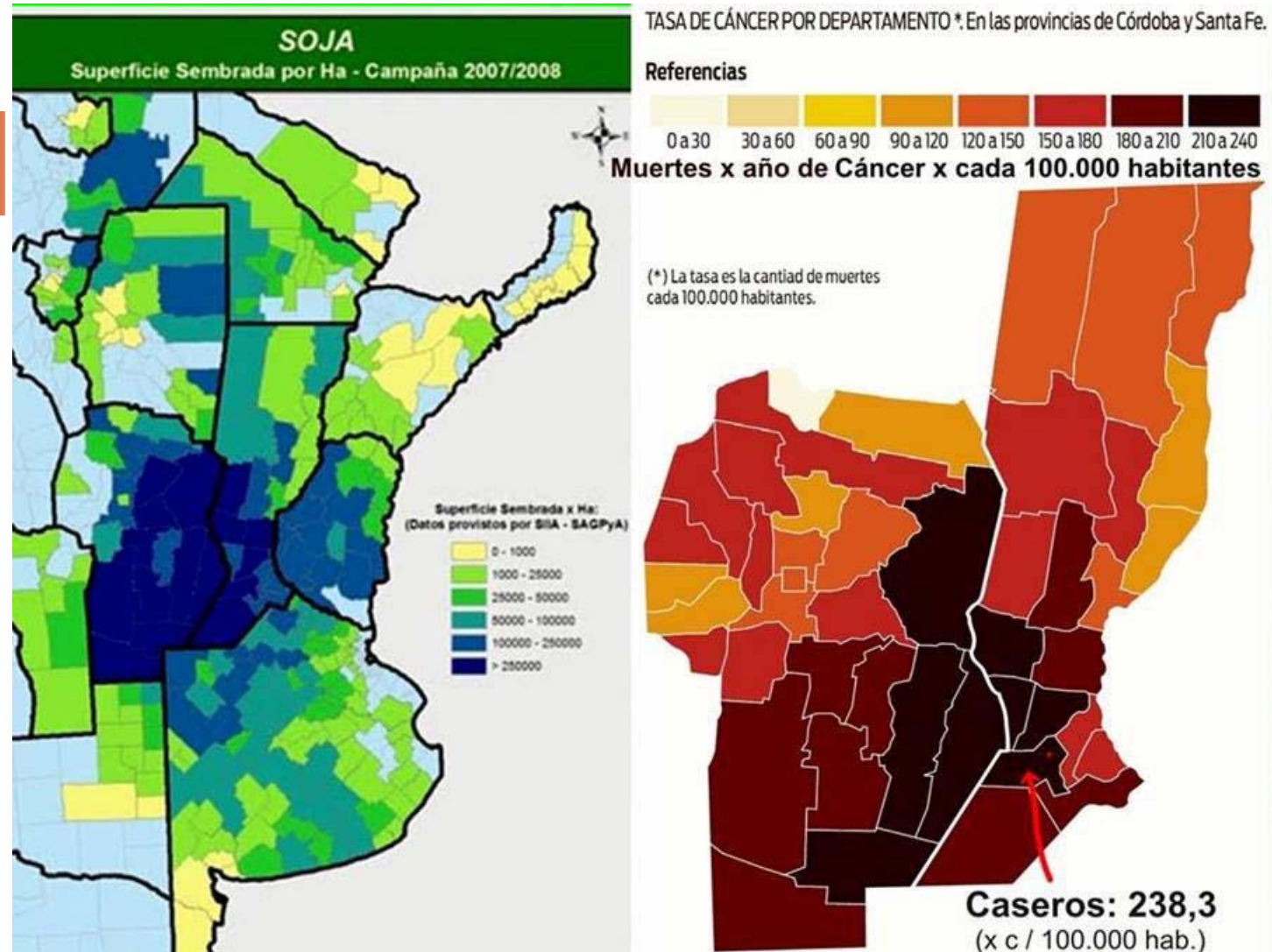
Enter your email address for notifications of new reports and news from ISIS

[Subscribe](#)

THE SPARC

[Open access to science eprints](#)

TheSparc provides both scientists and the general public free open access to scientific papers that are important for the survival of people and planet



Distribution of soya planted left and distribution of cancer mortality in Cordoba and Santa Fe, according Minagri and provincial Ministry of

Health

During 2015, the International Agency for Research on Cancer (IARC WHO) recognized the human carcinogenicity of several pesticides, including glyphosate. This is the most widely used pesticide in the world and Argentina consumed 240 million kilos in the last year generating a potential average exposure of 6 kilos per person per year, the highest in the world. Glyphosate is bought and stored anywhere and is applied without any restriction over schools, neighbourhoods, streets and villages, subjecting people to indiscriminate and unnecessary exposure.

Environmental pollution with toxic chemicals and even carcinogens in food we bring to cities is increasing. For example, it was found that one serving of a common salad contains about 600 µg of agrochemicals; and now we know that even cotton swabs, gauze, panty liners and tampons marketed in our country contain glyphosate. There are no maximum residue limits for chemicals that are safe when they cause cancer, its absolute absence should be guaranteed.

The system of producing food in our society (field crops with poisons and industrial manufacturing) results in the destruction of native forests, land desertification, depletion and pollution of soil, water from streams and rivers, expulsion and eviction of indigenous populations, peasants and family farmers, exacerbates climate change and sprays hundreds of schools with children inside. It is strongly promulgated in the production and consumption of highly processed food including salt, sugar, fats and compounds such as soy lecithin, corn syrup, high fructose, dyes, flavourings and others that today international agencies state as responsible for chronic, non-communicable diseases as obesity, diabetes and Alzheimer's disease. These fill the supermarkets, offered in an eye-catching way geared especially to vulnerable populations and especially children, in violation of food safety.

All these elements in the field of public health are a warning to the toxic nature of agriculture in general and GM agriculture in particular, they have grown in our country as a result of the immense influence of large multinational pesticide companies like Monsanto, Bayer Syngenta, Dow, Dupont, etc., who are just looking to increase their sales regardless of the damage to environmental and public health from this system.



Our diagnosis of socio-environmental health is complemented by crucial immediate and long-term action. We demand the authorities of the national and provincial state recognize the requests made in previous Congresses and in the “Yes to Life No to Glyphosate Campaign” of the Federation of Health Professionals and the Andres Carrasco Collective.

To defend the human right to life, a healthy life and a healthy environment we demand:

1. Comprehensive ban on aerial spraying in the country with any kind of agrochemicals. The levels of pollution generated is unacceptable for the environment and human health.
2. Prohibition of all pesticides IARC-WHO recognized as human carcinogens grades 1, 2A and 2B, especially glyphosate. There is no need to justify the risk of generating cancer in people exposed environmentally or through contaminated food.
3. While the near total ban on glyphosate term is reached, it is urgent to get a reclassification to red tag (currently green label) and immediately prevent its free commercialization and application in and near populated areas and schools.
4. Prohibition of all “highly hazardous pesticides,” according to WHO and FAO, many are already banned in their countries of origin but are marketed in ours.
5. Ban on any spraying around 1 000 meters from villages and schools, the presence and movement of machines to spray (mosquitoes) in urban areas and the existence of deposits of pesticides within towns and neighbourhoods of cities.
6. Generating public policies that discourage the use of poisons in farming and food production, recognizing the toxic nature thereof. It is necessary to question the current model of agroindustrial and transgenic production, and instead look for systems that allow for social and cultural integration and defence and reproduction of ecological conditions of our environment. It is possible through state action to decrease the levels pesticide use in our country as demonstrated by experiences in other countries, to promote agro-ecology, local food consumption and defence of food security.

Government officials over the years have continued trying to hide the “side effects” of the agricultural production model, demonstrating its complicity and alignment with the interests of ethically questionable multinational companies. This situation led us to require the Inter-American Commission on Human Rights of the Organisation of American States in the request for an injunction to protect the right to health and life of the population environmentally exposed to pesticides, especially their children.

This is not only an Argentine problem, identical situations exist in other countries with similar results in Brazil, Uruguay, Central America, Paraguay, etc. Everywhere there is growing resistance to toxic agriculture and honest doctors and scientists support these struggles with their diagnoses and providing technical studies.

Struggles that seek to prioritize values such as health and the environment over economic and commercial interests of large biotech companies and sowing pools [a type of speculative investment fund for large-scale production of cereals in Argentina] in defence of human rights violated by heavily extractive productivist policies that destroy the environment into a collective health crisis.



Dr. Medardo Avila-Vazquez , Lic. Miryam Gorban; Presidents of National Congress Of Physicians of Crop -Sprayed Towns; Prof. Sergio Provenzano, Dean of Faculty of Medicine UBA

Translated by Dr Eva Sirinathsinghji

There are 3 comments on this article so far. [Add your comment](#)

[Helene Wilkie](#) Comment left 3rd December 2015 08:08:38

I would hope that those readers who may have been unsympathetic toward Hugo Chavez, for one reason or another, could now appreciate why he was totally against the importation and use of GMOs and their necessary chemicals. He was not to be fooled. Hats off to him.

[dhinds](#) Comment left 3rd December 2015 08:08:25

If Monsanto et. al is allowed to achieve their goals, the quality of life on this planet will plummet to unendurable levels and the legacy of homo sapiens will be the destruction of the biosphere and it's life support systems. Their goals can be achieved only if they are able to continue subverting governments and successfully manipulating public policy creation. This means that the current crop of corrupt politicians mas be defeated and environmentally and socially responsible legislators must take their place. This is what each and everyone of us must do in order to change the course of history, preserve the Earth for beneficial organisms and assure that life is worth living.

[Rory Short](#) Comment left 3rd December 2015 11:11:57

When a society lets profits have priority over everything else then that society inevitably self-destructs.

Comment on this article

All comments are moderated. Name and email details are required.

Name

Email address

Your comments

Anti-spam question - just to prove you are human

How many legs does a spider have?

[membership](#) | [sitemap](#) | [support ISIS](#) | [contact ISIS](#)

© 1999-2015 The Institute of Science in Society

From: cleaneearth@tds.net [mailto:cleaneearth@tds.net]

Sent: Thursday, December 03, 2015 1:49 PM

To: Jennings, Henry

Subject: homedepot-neonics

Henry – Please print this out for the Board, including my words here. Thank you.

The Board ought to ban neonicotinoids right now.....it's clearly immoral not to do so. Should have done this years ago; other countries have done so.

The Board needs to, each and every one, take PERSONAL RESPONSIBILITY for their decisions to allow the poisoning of Maine's land, waters, and all life forms. It's all about money combined with a studied indifference to the harm they've wrought and continue to wreak on Maine's flora and fauna.

The Board needs to be replaced with non-users of pesticides, regular Maine people who care about our health and the health of Maine's woods, waters, wildlife, fisheries, humans, and all other life forms.

- Nancy Oden



News releases

[\(/rss/](#)[/rss/](#)[ShareThis](#)

Home Depot to phase out bee-killing pesticides

Posted Dec. 3, 2015 / Posted by: Brian Salamanca

Coalition presses for all retailers to make commitment to protect bees

WASHINGTON, D.C. — Home Depot (NYSE: HD), the world's largest home-improvement chain, has [announced](http://www.ecooptions.homedepot.com/healthy-home/organic-gardening/) that it has removed neonicotinoid pesticides, a leading driver of global bee declines, from 80 percent of its flowering plants and that it will complete its phase-out in plants by 2018. This announcement follows an ongoing campaign and [letter](http://webiva-downton.s3.amazonaws.com/877/89/8/6922/Home_Depot_follow-up_letter_Nov_2015_final.pdf) by Friends of the Earth and allies urging Home Depot to stop selling plants treated with neonicotinoids and remove neonic pesticides from store shelves.

"Home Depot's progress in removing neonics shows it is listening to consumer concerns and to the growing body of science telling us we need to move away from bee-toxic pesticides," said **Lisa Archer, Food and Technology program director** at [Friends of the Earth U.S.](http://www.foe.org/about-us) "However, we know that Home Depot and other retailers can do even more to address the bee crisis. Along with allies, we will continue to challenge retailers to engage in a race to the top to move bee-toxic pesticides off their shelves and out of garden plants as soon as possible. Bees are the canary in the coal mine for our food system and everyone, including the business community, must act quickly to protect them."

A study released by Friends of the Earth and Pesticide Research Institute, [Gardeners Beware 2014](http://www.foe.org/news/news-releases/2014-06-new-tests-find-bee-killing-pesticides-in-51-percent-of-bee-friendly-plants), showed that 51 percent of garden plants purchased at **Lowe's (NYSE: LOW)**, **Home Depot (NYSE: HD)** and **Walmart (NYSE: WMT)** in 18 cities in the United States and Canada contained neonicotinoid pesticides at levels that could harm or even kill bees. Following the release of this report, Home Depot announced it would require its suppliers to label all plants treated with neonicotinoid pesticides, which have been shown to harm and kill bees, by the fourth quarter of 2014. It also committed to "find alternative insecticides for protecting live goods and bees."

Friends of the Earth and allies have [called on](http://webiva-downton.s3.amazonaws.com/877/89/8/6922/Home_Depot_follow-up_letter_Nov_2015_final.pdf) Home Depot to strengthen its existing commitments to protecting bees and other pollinators and nursery workers by immediately disclosing the progress it has made to date in phasing out neonicotinoid pesticides in all of its plants and off-the-shelf products. The coalition also called on the retailer to make a public commitment to complete its phase-out of neonicotinoids in all plants and off-the-shelf products, while transitioning to least-toxic alternatives that are benign to human health and the environment, by December 2016.

"Home Depot's public commitment will better position the company to meet the demands of an increasingly environmentally-conscious consumer base. And, it sends an important market signal that restricting the use of bee-harming pesticides is essential to stemming chronic bee declines," said **Susan Baker, Vice President of Trillium Asset Management** and partners in the [Investor Environmental Health Network](http://www.trilliuminvest.com/), [Domini Social Investments](http://www.iehn.org/home.php) and [the Sustainability Group of](http://www.domini.com/why-domini/about-domini)

Loring, Wolcott and Coolidge (<http://www.sustainabilitygroup.com/>), have been in active dialogue with management on this issue.

"Home Depot's progress in removing neonicotinoids from the majority of its flowering plants shows how fast a corporation can move when it needs to respond to consumer pressure and science," said **Beatrice Olivastrri, CEO, Friends of the Earth Canada** (<http://foecanada.org/en/about/>). "We expect all garden retailers, big and small, to be specifying right now to their suppliers to stop use of neonics for 2016 flowering plants."

"We welcome Home Depot's announcement that it has removed 80% of bee-killing pesticides from its plants. Together, over 750,000 SumOfUs members told Home Depot to stand up for the bees, and together we will be watching closely to make sure that Home Depot phases out these bee-killing pesticides as quickly as possible," said **Angus Wong, campaigner, SumOfUs** (<http://sumofus.org/>).

"It's important that retailers like Home Depot begin to make the switch towards safer products for bees, butterflies, and other beneficial insects. By phasing out neonicotinoid products, Home Depot is helping consumers break away from a dependency on the use of toxic pesticides in their homes and gardens," said **Jay Feldman, executive director, Beyond Pesticides** (<http://www.beyondpesticides.org/>).

In the past year, more than thirty nurseries (<http://www.foe.org/beeaction/retailers>), landscaping companies and retailers have taken steps to eliminate bee-killing pesticides from their stores. A growing body of scientific evidence has continued to mount that neonicotinoids are a major contributor to both wild bee and honey bee declines and that they are contaminating the environment (http://toxics.usgs.gov/highlights/2015-08-18-national_neonics.html), harming a variety of other organisms (<http://www.tfsp.info/worldwide-integrated-assessment/>) essential to healthy ecosystems and sustainable food production.

"Even though Home Depot has taken these steps in the right direction, it's important for gardeners to be aware that many plants in stores today still contain neonicotinoids. We look forward to the day when we can all buy home garden plants without worrying about harming pollinators. In the meantime, gardeners should choose organic and neonic-free starts, seeds and soil," said **Katherine Paul, associate director, Organic Consumers Association** (<https://www.organicconsumers.org/about-oca>).

"It's time for other retailers, such as Ace and True Value, to take a stand against toxic, bee-killing neonicotinoids by making a full-fledged, public commitment to eliminate bee-killing pesticides from store shelves," said **Laurel Hopwood, Sierra Club's** (<http://www.sierraclub.org/about?qclid=CJ7t8fy5u8kCFZBcfgodCQwOMw>) **pollinator protection program coordinator**.

Earlier in 2015, Friends of the Earth and Pesticide Research Institute surveyed nurseries and released the report Growing Bee Friendly Garden Plants: Profiles in Innovation (<http://www.foe.org/news/archives/2015-05-new-report-highlights-strategies-to-move-garden-industry-in-bee-safe-direction>), to find out how growers and retail stores were working to meet consumer demand for neonicotinoid-free plants.

"The survey showed that many growers are stepping up to the plate to ensure that their plants are safe for pollinators," said **Dr. Susan Kegley, principal scientist at Pesticide Research Institute** (https://www.pesticideresearch.com/site/?page_id=504). "These growers are using innovative approaches to control pests such as application of beneficial insects or fungi that eat or disable pest insects, as well as tried and true common-sense pest prevention methods like proper sanitation, frequent monitoring for pests, and selection of pest-resistant plants. Their success shows that harmful systemic insecticides are not necessary to grow bee-friendly plants."

Greenhouse Grower magazine surveyed the one hundred largest greenhouse growers in the industry, and found 31 percent of the growers surveyed are not using neonicotinoids at all, and 38 percent have eliminated neonicotinoid use for some of their plant products.

Last April, the EPA placed a moratorium on new and expanded uses of neonicotinoids. In September, the 9th Circuit Court suspended the EPA's approval of sulfoxaflor, a neonicotinoid.

In November, the U.S. Geological Survey released a reconnaissance study demonstrating native bees collected in an agricultural landscape are exposed to multiple pesticides and of the bees tested, 70 percent contained pesticides, including neonicotinoids.

***Organizations partnering with Friends of the Earth U.S. in the campaign** (<http://www.foe.org/projects/food-and-technology/beeaction>)

to urge garden retailers including Home Depot to phase out the use and sale of neonicotinoids

include: American Bird Conservancy, Atlanta Audubon Society, Beyond Pesticides, Beyond Toxics, Center for Biological Diversity, Center for Environmental Health, Center for Food Safety, CREDO Action, Ecology Center, Endangered Species Coalition, Environment New York, Environment Texas, Environmental Youth Council, Farmworker Association of Florida, Friends of the Earth Canada, Georgia Organics, GMO Inside, Green America, Maine Organic Farmers and Gardeners Association, Maryland Pesticide Network, Mercola.com, Natural Resources Defense Council, Northwest Center for Alternatives to Pesticides, Olympia Beekeepers Association, Organic Consumers Association, Pesticide Action Network North America, Planet Rehab, Save our Environment, Sierra Club, Smart on Pesticides Maryland, SumOfUs, Toxics Action Center, Toxic Free North Carolina, Turner Environmental Law Clinic and The Xerces Society for Invertebrate Conservation.

Important disclosure: The information provided in this material should not be considered a recommendation to buy or sell the security mentioned. It should not be assumed that investments in such security has been or will be profitable. To the extent a specific security is mentioned, it was selected by the authors on an objective basis to illustrate views expressed in the commentary and it does not represent all of the securities purchased, sold or recommended for advisory clients. The information contained herein has been prepared from sources believed reliable but is not guaranteed as to its timeliness or accuracy, and is not a complete summary or statement of all available data. This piece is for informational purposes and should not be construed as a research report.

###

Expert contacts:

Lisa Archer, Friends of the Earth, (510) 900-3145, larcher@foe.org
(<mailto:larcher@foe.org>) Beatrice Olivastri, Friends of the Earth Canada, (613) 724 8690,
beatrice@foecanada.org (<mailto:beatrice@foecanada.org>)
(<mailto:larcher@foe.org>) Susan Baker, Trillium Asset Management, (617)
532-6681, sbaker@trilliuminvest.com (<mailto:sbaker@trilliuminvest.com>)
Adam Kanzer, Domini Social Investments, (212) 217-1027, akanzer@domini.com
(<mailto:akanzer@domini.com>) Larisa Ruoff, Sustainability Group of Loring, Wolcott & Coolidge, (617)-
622-2213, lruoff@lwcotrust.com (<mailto:lruoff@lwcotrust.com%20>)
Susan Kegley, Pesticide Research Institute, (510) 759-9397, skegley@pesticideresearch.com
(<mailto:skegley@pesticideresearch.com>)

Communications contacts:

Kate Colwell, Friends of the Earth, (202) 222-0744, kcolwell@foe.org
(<mailto:kcolwell@foe.org>) Randy Rice, Trillium Asset Management, (617)
515-6889, rrice@trilliuminvest.com (<mailto:rrice@trilliuminvest.com>)

Categories: [Food And Technology \(/News/archives/category/Food+and+Technology\)](#), [News Releases \(/News/archives/category/News+Releases\)](#) / Tags: [Bees \(/News/news-releases/tag/Bees\)](#), [Neonicotinoids \(/News/news-releases/tag/Neonicotinoids\)](#)

[« Back to main page \(/news/news-releases\)](#)

Neonicotinoid pesticide exposure impairs crop pollination services provided by bumblebees

Dara A. Stanley¹, Michael P. D. Garratt², Jennifer B. Wickens², Victoria J. Wickens², Simon G. Potts² & Nigel E. Raine^{1,3}

Recent concern over global pollinator declines has led to considerable research on the effects of pesticides on bees^{1–5}. Although pesticides are typically not encountered at lethal levels in the field, there is growing evidence indicating that exposure to field-realistic levels can have sublethal effects on bees, affecting their foraging behaviour^{1,6,7}, homing ability^{8,9} and reproductive success^{2,5}. Bees are essential for the pollination of a wide variety of crops and the majority of wild flowering plants^{10–12}, but until now research on pesticide effects has been limited to direct effects on bees themselves and not on the pollination services they provide. Here we show the first evidence to our knowledge that pesticide exposure can reduce the pollination services bumblebees deliver to apples, a crop of global economic importance. Bumblebee colonies exposed to a neonicotinoid pesticide provided lower visitation rates to apple trees and collected pollen less often. Most importantly, these pesticide-exposed colonies produced apples containing fewer seeds, demonstrating a reduced delivery of pollination services. Our results also indicate that reduced pollination service delivery is not due to pesticide-induced changes in individual bee behaviour, but most likely due to effects at the colony level. These findings show that pesticide exposure can impair the ability of bees to provide pollination services, with important implications for both the sustained delivery of stable crop yields and the functioning of natural ecosystems.

Biotic pollination is required by a large proportion of crops worldwide¹⁰, disproportionately including those with economically high values and nutritional content¹³. The contribution of pollination services to global agriculture has been steadily increasing and was estimated at US\$361 billion in 2009 (ref. 14). In addition, animal-vectored pollination is required by an estimated 87.5% of all angiosperms to reproduce¹¹, making this process fundamental to the functioning of natural ecosystems. Therefore, any threats to the delivery of pollination services could have serious consequences for both food security and wider ecosystem function. Neonicotinoid pesticides, the most widely used group of insecticides worldwide¹⁵, are implicated as one of the contributing factors in the global declines of bee pollinators^{3,16}. Although previous work has shown that bumblebee foraging activity, colony growth and reproduction can be altered by sublethal exposure to neonicotinoid pesticides^{1,2,5–7}, all research on pesticide effects has focused on bees as the service providers, but has not assessed the pollination service itself. Therefore it is unknown whether pesticide exposure actually results in changes to the delivery of pollination services to crops and wild plants (for a discussion of potential mechanisms see ref. 17). This information is essential to assess the severity of pesticide effects on ecosystem services, and to inform actions to mitigate negative effects.

Apples are an important global crop, with 75 million tonnes harvested from 95 countries in 2012 and an estimated export value of US\$71 billion (Food and Agriculture Organisation statistics, <http://faostat3.fao.org>). Apple crops benefit from insect pollination with seed number, fruit set, fruit size and shape all improved with increased

pollination services¹⁸. Bumblebees are major pollinators of apples¹⁹ and many other crops across the world¹², and are exposed to low levels of pesticides when foraging in agricultural areas. Here we investigated how exposure to low, field-realistic levels of a widely used neonicotinoid insecticide (thiamethoxam) could affect the ability of bumblebees to pollinate apple trees. We pre-exposed colonies to 2.4 parts per billion (ppb) thiamethoxam, 10 ppb thiamethoxam or control solutions (containing no pesticide; rationale for selecting pesticide concentrations and relevance of results are outlined in Methods and Supplementary Information) in their nectar source (artificial sugar water) for a period of 13 days (8 colonies per treatment, that is, 24 colonies in total). Subsequently, colonies were brought to the field and allowed access to virgin apple trees of a dessert (Scrumptious) variety, along with trees of a polliniser (Everest) variety, in pollinator exclusion cages in which we observed both individual- and colony-level behaviour. At the end of the season, apples from tested trees were collected to assess pollination service delivery in terms of fruit and seed set.

When whole colonies were given access to apple trees we found an effect of insecticide treatment on visitation rates to apple flowers ($F_{2,86} = 3.1$, $P = 0.05$); colonies exposed to 10 ppb pesticide provided lower visitation rates to apple flowers than controls (Fig. 1a; Extended Data Table 1). We also found an effect of treatment on the number of foraging trips from which bees returned carrying pollen ($\chi^2 = 9.65$, degrees of freedom (df) = 2, $P = 0.008$), with fewer bees from colonies exposed to 10 ppb pesticide returning with pollen than workers from control colonies (Fig. 1b). Apple abortion rate was affected by treatment ($\chi^2 = 5.94$, df = 2, $P = 0.05$), with trees pollinated by

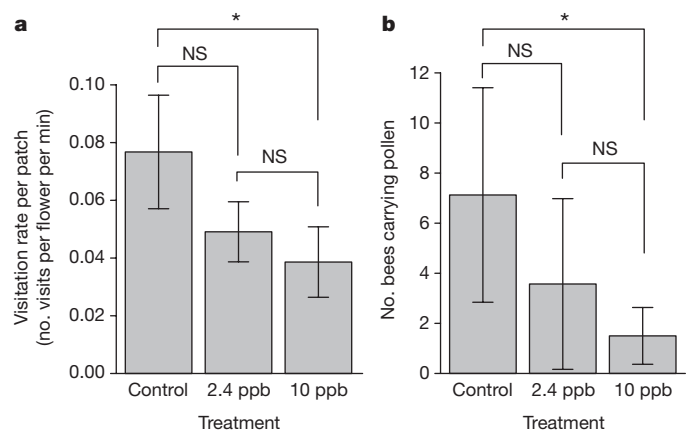


Figure 1 | Effects of pesticide treatment on colony-level behaviour. a, b, Visitation rates provided by colonies to Scrumptious apple flowers (number of visits per flower per minute) (a) and number of foraging trips from which bees returned carrying pollen (b), from colonies exposed to different pesticide treatments. Eight colonies were observed per treatment group, and means \pm s.e.m. are shown, * $P < 0.05$. NS, not significant. Results from statistical models are given in Extended Data Table 1.

¹School of Biological Sciences, Royal Holloway University of London, Egham TW20 0EX, UK. ²Centre for Agri-Environmental Research, School of Agriculture, Policy and Development, University of Reading, Reading RG6 6AR, UK. ³School of Environmental Sciences, University of Guelph, Guelph, Ontario N1G 2W1, Canada.

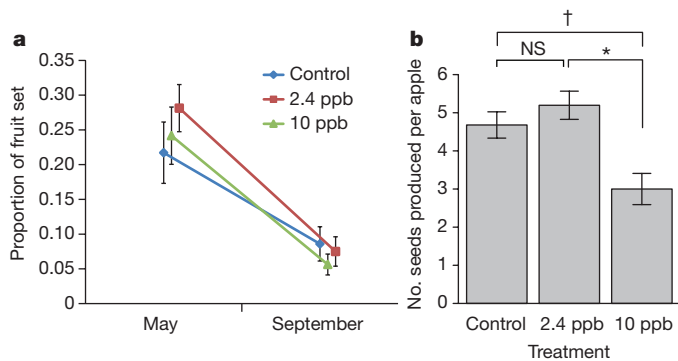


Figure 2 | Effects of pesticide treatment on fruit and seed set.

a, b, The change in proportion of fruit set for trees (48 trees in total, 16 per treatment) pollinated by colonies exposed to different pesticide treatments measured early (May) and late (September), which represents fruit abortion level (**a**), and number of seeds produced per apple (134 apples in total; 53 in control, 46 in 2.4 ppb and 35 in 10 ppb pesticide treatments) pollinated by colonies exposed to different pesticide treatments (**b**). Eight colonies were observed per treatment group, and means \pm s.e.m. are shown, * $P < 0.05$, † indicates a difference of $P = 0.06$ between control and 10 ppb. NS, not significant. Results from statistical models are given in Extended Data Table 1.

2.4 ppb pesticide-exposed colonies aborting more fruit than controls (Fig. 2a), although overall levels of fruit set did not differ ($\chi^2 = 4.1$, $df = 2$, $P = 0.13$) and there was no difference in the proportion of trees that produced fruit among treatments ($\chi^2 = 1.2$, $df = 2$, $P = 0.55$). However, we found a significant effect of treatment on the number of seeds produced per apple, an indicator of fruit quality, ($\chi^2 = 8.27$, $df = 2$, $P = 0.02$); flowers pollinated by colonies exposed to 10 ppb pesticide produced significantly fewer seeds than those pollinated by 2.4 ppb colonies (Fig. 2b). These results show that colonies exposed to pesticide can deliver reduced pollination services to apple crops.

These colony-level effects could be explained by several mechanisms, including individual behavioural changes. Individual bees exposed to 10 ppb pesticide spent longer foraging ($F_{2,57} = 3.72$, $P = 0.03$; Fig. 3a), visited more Scrumptious flowers ($\chi^2 = 12.79$, $df = 2$, $P = 0.002$) and switched more frequently between varieties during each trip ($\chi^2 = 11.32$, $df = 2$, $P = 0.003$; Fig. 3b; Extended Data Table 2), which suggests a modification of their floral preferences⁷. Neonicotinoids target neurotransmitter receptors in insects and, as well as causing neuronal inactivation²⁰, some have been shown to be

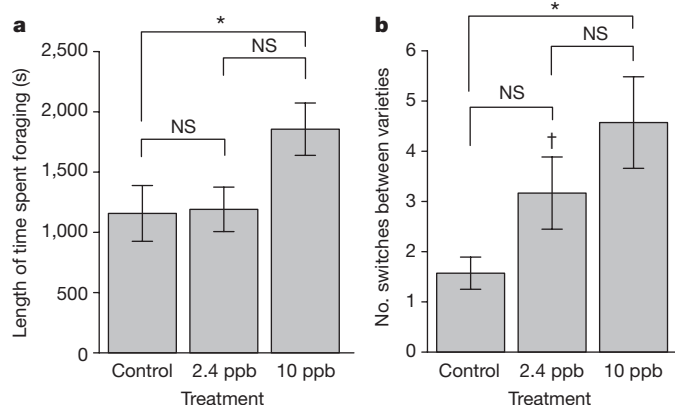


Figure 3 | Effects of pesticide treatment on individual bee behaviour.

a, b, Time spent foraging per foraging trip (seconds; $n = 68$ bees) (**a**) and number of switches between Scrumptious and Everest apple varieties ($n = 93$ bees) (**b**) for individual bees exposed to different pesticide treatments. Means \pm s.e.m. are shown, * $P < 0.05$, † indicates a difference of $P = 0.06$ between control and 2.4 ppb. NS, not significant. Results from statistical models are given in Extended Data Table 2.

partial neuronal agonists²¹; therefore increases in individual foraging activity may be explained by acute increases in neuronal activity causing hormesis (a biphasic response in which low levels of an otherwise toxic compound can result in stimulation of a biological process²²). However, we found no effect of treatment on whether flowers visited by these individual bees produced apples ($\chi^2 = 0.88$, $df = 2$, $P = 0.64$), showed higher rates of fruit abortion ($\chi^2 = 0.42$, $df = 2$, $P = 0.81$) or different levels of seed set ($\chi^2 = 0.11$, $df = 2$, $P = 0.95$). This suggests that bees exposed to pesticide must somehow be behaving differently on flowers, in a way that was not readily observable in our experiment (for example, changes in stigmatic contact²³), such that increased visit frequency did not result in better pollination service delivery at the individual level.

Our results suggest that effects on pollination service delivery are not due to individual behavioural modification, but instead are most likely due to changes in colony activity levels as evidenced by reduced floral visitation rates and pollen collection. Bees collecting pollen may be more effective pollinators as they can deposit more pollen on plant stigmas²⁴; therefore if pesticide-exposed colonies are collecting less pollen they are also likely to be depositing less on stigmas than bees from control colonies. While individual bees exposed to pesticides visited more flowers, overall pesticide-exposed colonies provided lower visitation rates and collected less pollen, thus explaining why reduced pollination services were delivered. Gill & Raine⁷ found that control (untreated) bees improved their pollen foraging performance over time, whereas imidacloprid-treated bees became less successful foragers; foragers in our colony-level experiment may have carried out multiple trips and become more experienced foragers, potentially explaining why we find effects on pollen collection here but not in the individual-level experiment. Interestingly, for almost all parameters measured in this study we found significant effects on both individual behaviour and colony-level function following 10 ppb thiamethoxam exposure, but not at the 2.4 ppb level. This suggests that there are dose-dependent effects that lie between these two exposure levels. Both these exposure levels are highly relevant as they are within the range measured in the field, but further work is necessary to elucidate the lowest level at which these effects become significant (for further discussion of rationale for exposure and relevance of results, see Methods and Supplementary Information).

A 36% reduction in the number of seeds produced in apples pollinated by colonies exposed to 10 ppb pesticide in comparison to control colonies has important agronomic implications for crop production. The number of seeds in apples is closely linked to fruit crop quality in most, but not all, varieties^{18,25} and the enhancement of fruit quality, particularly the proportion of Class 1 fruit, underpins the economic value of UK orchards²⁶; growers must typically thin out their apple crops making the quality of each fruit very important. Therefore impacts on seed set and fruit quality have direct implications for apple production value, and as seed set and fruit set are positively linked in many varieties, reduced seed set can have direct negative implications for fruit set and total crop yield^{26,27}. As certain apple varieties in the UK currently experience pollination deficits^{19,26}, mitigating the effects of pesticides on bumblebee pollinators could improve pollination service delivery. Apple crops are visited by a wide variety of pollinator groups, and neonicotinoid pesticides differentially affect insect taxa^{4,28}. Apart from bumblebees, one of the other main pollinator groups that visit apple flowers are solitary bees¹⁹, and it has been suggested that pesticide sensitivity of solitary bees is likely to be higher than for larger, social species like bumblebees^{4,5,17,29}. Therefore, apple pollination in a field setting could be more vulnerable to pesticide exposure than measured here.

Bumblebees are essential pollinators of many important crops other than apples, including field beans, berries, tomatoes and oilseed rape^{12,26}. If exposure to pesticides alters pollination services to apple crops, it is likely that these other bee-pollinated crops would also be affected. Most importantly, the majority of wild plant species benefit from insect

pollination services¹¹. Therefore reduced pollination by pesticide-affected colonies, as evidenced by reduced seed set, also has significant implications for pollination in wild systems. Many wild plant species are both self-incompatible and pollen limited³⁰, so any reduction in the delivery of pollination services could have substantial effects on wild plant communities and therefore wider ecosystem function.

Concerns over global bee declines are strongly driven by the need for the essential pollination services they provide to both crops and wild plants. The use of neonicotinoid pesticides presents a potential threat to bee health and, although the evidence base reporting sublethal (behavioural) effects of pesticides on bees is mounting³, we have shown for the first time that there is also an important effect of pesticide exposure on the pollination services bees provide. This information provides a new perspective when trying to fully understand the trade-offs involved when using insecticides, showing that both the potential benefits and the true costs of pest control options need to be considered.

Online Content Methods, along with any additional Extended Data display items and Source Data, are available in the online version of the paper; references unique to these sections appear only in the online paper.

Received 8 July; accepted 23 October 2015.

Published online 18 November 2015.

- Gill, R. J., Ramos-Rodriguez, O. & Raine, N. E. Combined pesticide exposure severely affects individual- and colony-level traits in bees. *Nature* **491**, 105–108 (2012).
- Whitehorn, P. R., O'Connor, S., Wäckers, F. L. & Goulson, D. Neonicotinoid pesticide reduces bumble bee colony growth and queen production. *Science* **336**, 351–352 (2012).
- Godfray, H. C. J. *et al.* A restatement of the natural science evidence base concerning neonicotinoid insecticides and insect pollinators. *Proc. R. Soc. Lond. B* **281**, 20140558 (2014).
- Arena, M. & Sgolastra, F. A meta-analysis comparing the sensitivity of bees to pesticides. *Ecotoxicology* **23**, 324–334 (2014).
- Rundlöf, M. *et al.* Seed coating with a neonicotinoid insecticide negatively affects wild bees. *Nature* **521**, 77–80 (2015).
- Feltham, H., Park, K. & Goulson, D. Field realistic doses of pesticide imidacloprid reduce bumblebee pollen foraging efficiency. *Ecotoxicology* **23**, 317–323 (2014).
- Gill, R. J. & Raine, N. E. Chronic impairment of bumblebee natural foraging behaviour induced by sublethal pesticide exposure. *Funct. Ecol.* **28**, 1459–1471 (2014).
- Henry, M. *et al.* A common pesticide decreases foraging success and survival in honey bees. *Science* **336**, 348–350 (2012).
- Fischer, J. *et al.* Neonicotinoids interfere with specific components of navigation in honeybees. *PLoS One* **9**, e91364 (2014).
- Klein, A. M. *et al.* Importance of pollinators in changing landscapes for world crops. *Proc. R. Soc. Lond. B* **274**, 303–313 (2007).
- Ollerton, J., Winfree, R. & Tarrant, S. How many flowering plants are pollinated by animals? *Oikos* **120**, 321–326 (2011).
- Kleijn, D. *et al.* Delivery of crop pollination services is an insufficient argument for wild pollinator conservation. *Nat. Commun.* **6**, 7414 (2015).
- Eilers, E. J., Kremen, C., Greenleaf, S. S., Garber, A. K. & Klein, A. M. Contribution of pollinator-mediated crops to nutrients in the human food supply. *PLoS One* **6**, e21363 (2011).
- Lautenbach, S., Seppelt, R., Liebscher, J. & Dormann, C. F. Spatial and temporal trends of global pollination benefit. *PLoS One* **7**, e35954 (2012).
- Goulson, D. An overview of the environmental risks posed by neonicotinoid insecticides. *J. Appl. Ecol.* **50**, 977–987 (2013).
- Goulson, D., Nicholls, E., Botías, C. & Rotheray, E. L. Bee declines driven by combined stress from parasites, pesticides, and lack of flowers. *Science* **347**, 1255957 (2015).
- Brittain, C. & Potts, S. G. The potential impacts of insecticides on the life-history traits of bees and the consequences for pollination. *Basic Appl. Ecol.* **12**, 321–331 (2011).
- Sheffield, C. S. Pollination, seed set and fruit quality in apple: studies with *Osmia lignaria* (Hymenoptera: Megachilidae) in the Annapolis Valley, Nova Scotia, Canada. *J. Pollinat. Ecol.* **12**, 120–128 (2014).
- Garratt, M. P. D. *et al.* Pollination deficits in UK apple orchards. *J. Pollinat. Ecol.* **12**, 9–14 (2014).
- Palmer, M. J. *et al.* Cholinergic pesticides cause mushroom body neuronal inactivation in honeybees. *Nat. Commun.* **4**, 1634 (2013).
- Dégise, P., Grünewald, B. & Gauthier, M. The insecticide imidacloprid is a partial agonist of the nicotinic receptor of honeybee Kenyon cells. *Neurosci. Lett.* **321**, 13–16 (2002).
- Cutler, G. C. & Rix, R. R. Can poisons stimulate bees? Appreciating the potential of hormesis in bee-pesticide research. *Pest Manag. Sci.* **71**, 1368–1370 (2015).
- Sakamoto, R. L., Morinaga, S.-I., Ito, M. & Kawakubo, N. Fine-scale flower-visiting behavior revealed by using a high-speed camera. *Behav. Ecol. Sociobiol.* **66**, 669–674 (2012).
- Castro, S., Loureiro, J., Ferrero, V., Silveira, P. & Navarro, L. So many visitors and so few pollinators: variation in insect frequency and effectiveness governs the reproductive success of an endemic milkwort. *Plant Ecol.* **214**, 1233–1245 (2013).
- Buccheri, M. & Di Vaio, C. Relationship among seed number, quality, and calcium content in apple fruits. *J. Plant Nutr.* **27**, 1735–1746 (2004).
- Garratt, M. P. D. *et al.* Avoiding a bad apple: Insect pollination enhances fruit quality and economic value. *Agric. Ecosyst. Environ.* **184**, 34–40 (2014).
- Volz, R. K., Tustin, D. S. & Ferguson, I. B. Pollination effects on fruit mineral composition, seeds and cropping characteristics of 'Braeburn' apple trees. *Sci. Hortic. (Amsterdam)* **66**, 169–180 (1996).
- Biddinger, D. J. *et al.* Comparative toxicities and synergism of apple orchard pesticides to *Apis mellifera* (L.) and *Osmia cornifrons* (Radoszkowski). *PLoS One* **8**, e72587 (2013).
- Decourtye, A., Henry, M. & Desneux, N. Environment: overhaul pesticide testing on bees. *Nature* **497**, 188 (2013).
- Burd, M. Bateman's principle and plant reproduction: the role of pollen limitation in fruit and seed set. *Bot. Rev.* **60**, 83–139 (1994).

Supplementary Information is available in the online version of the paper.

Acknowledgements We thank technicians at the University of Reading for assistance in apple collection and seed counting, and E. van Leeuwen and colleagues at Royal Holloway University of London for useful discussions. This study was supported by UK Insect Pollinators Initiative grants BB/I000178/1 awarded to N.E.R. and BB/1000348/1 awarded to S.G.P. (funded jointly by the Living with Environmental Change programme, Biotechnology and Biological Sciences Research Council (BBSRC), Wellcome Trust, Scottish Government, Department for Environment, Food and Rural Affairs (Defra) and Natural Environment Research Council (NERC)). N.E.R. is supported as the Rebanks Family Chair in Pollinator Conservation by The W. Garfield Weston Foundation.

Author Contributions D.A.S. and N.E.R. conceived the project, D.A.S., N.E.R. and M.P.D.G. designed the research, D.A.S., J.B.W. and V.J.W. carried out the research, D.A.S., N.E.R., M.P.D.G. and S.G.P. contributed equipment for the research, D.A.S. analysed the data, all authors were involved in writing the manuscript.

Author Information Reprints and permissions information is available at www.nature.com/reprints. The authors declare no competing financial interests. Readers are welcome to comment on the online version of the paper. Correspondence and requests for materials should be addressed to D.A.S. (darastanley@gmail.com) or N.E.R. (nraine@uoguelph.ca).

METHODS

Pesticide preparation. A stock pesticide solution was made by dissolving 100 mg thiamethoxam (PESTANAL, Analytical Standard, Sigma Aldrich) in 100 ml acetone (1 mg ml^{-1}). Aliquots of stock solution were added to 40% sucrose to create treatment solutions of $10 \mu\text{g l}^{-1}$ (10 ppb) and $2.4 \mu\text{g l}^{-1}$ (2.4 ppb) thiamethoxam. These concentrations were chosen as field-realistic; the lower concentration (2.4 ppb) was based on thiamethoxam concentrations found in nectar pots of bumblebee colonies foraging in agricultural areas in the UK³¹ and in pollen collected by honeybees³², and the higher concentration (10 ppb) is within the range measured in pollen and nectar and of a variety of treated crops^{33–35} and contaminated wild flowers^{35–37}, and has been used in previous studies examining effects of another neonicotinoid (imidacloprid) on bumblebee behaviour^{1,7}. A control solution was also made by repeating the process outlined above but using an aliquot of 10 ppb acetone only (that is, no pesticide).

Experimental setup. Twenty-four commercially reared *Bombus terrestris audax* colonies were obtained from Biobest (Westerlo, Belgium) at the start of April 2014, each containing a queen and an average of 99 workers (range 57–133). Colonies were weighed on arrival to estimate the overall colony size, and each assigned sequentially to one of three treatment groups (2.4 ppb thiamethoxam, 10 ppb thiamethoxam and control) based on decreasing mass (but randomly assigned within block). Each day, three colonies (one from each treatment) were assigned to treatment groups, until after 7 days all colonies were receiving treated sucrose (16 colonies exposed to thiamethoxam and 8 to control solution). We chose this sequential exposure regime to mimic subsequent field testing and ensure all colonies had comparable durations of exposure to their treatment. Colonies were fed treated sucrose solution from a gravity feeder inserted at the base of the nest box. Feeders were initially refilled every 2–3 days, and then every 1–2 days when the colonies had grown significantly. Untreated, defrosted honeybee-collected pollen was provided to colonies every 2–3 days. Colonies were exposed to treatments for an average of 13 days (range 12–15) before field testing. Before being moved to the field, colonies had access to a feeder containing sucrose (40%) in a laboratory flight arena for 48 h to become accustomed to leaving the nest to forage. There was no difference in colony weights at the start (ANOVA: $F_{2,21} = 0.091$, $P = 0.91$) or end (ANOVA: $F_{2,21} = 0.88$, $P = 0.43$) of the experimental period, indicating no treatment effect on colony size.

Field testing. Cage experiments were carried out at Sonning Farm, University of Reading, UK. 100 apple trees of a commercial dessert apple (Scrumptious variety) were moved into holding pollinator exclusion cages in mid-March 2014 before flowering to prevent insect visitation. Field experiments began when trees were entering full flower in mid-April. Each day, one colony from each treatment was taken from the laboratory, placed individually in one of the three test cages and observed simultaneously (with one observer per cage) in a randomized block design (see below for details of observations). Each day a different treatment was assigned to each observer. Cages were $4.8 \times 2.1 \times 2.1 \text{ m}$ frames covered in polyethylene mesh (gauge size = 1.33 mm, Extended Data Fig. 1). Observations were carried out on 8 dry, bright days from 16–26 April 2014 spanning the peak flowering of apples (daily means: maximum temperature 16°C , rainfall 2.5 mm). This flowering period limited the number of days on which testing could be carried out, and therefore the number of colonies that could be tested; as a result no statistical methods were used to predetermine sample size. The investigators were not blinded to allocation during experiments and outcome assessment.

Individual-level measurements. Each morning, three cages were populated with two virgin Scrumptious trees each from the holding cages (mean \pm s.e.m. = 130 ± 8.5 flowers per tree) as well as two polliniser trees (Everest variety, mean \pm s.e.m. = 305 ± 15 flowers per tree, Extended Data Fig. 1). The number of flowers of each variety was standardized across cages to ensure equal floral density each day, and 40 open and receptive flowers were marked with cable ties on each Scrumptious tree for subsequent estimation of pollination services (fewer flowers were marked on the last day of observations as there were no longer 40 full-bloom flowers—flower numbers on these days were noted). The nest boxes in each cage were then opened to allow a single worker to exit. This bee was observed for the duration of its foraging trip (until it attempted to return to the nest), or until 60 min had elapsed (Extended Data Fig. 2). The duration of the foraging trip, the number of flowers of each apple variety visited, and the handling time for each flower visit was recorded using Etholog software (EthoLog: Behavioural observation transcription tool, University of Sao Paulo, Brazil, 2011). If the individual bee did not visit any flowers within the first 20 min, it was assumed not to be a forager and was captured, returned to the colony and another bee released. All bees that foraged were paint-marked before they were returned to the colony to ensure the same individuals were not observed twice.

This process was repeated until all cages had the same number of active foragers recorded (3–5 bees per colony each day). Individual level observations took place between 10:00 and 16:30.

Colony-level measurements. After individual-level observations, the two focal Scrumptious trees in each cage were removed and replaced with two new virgin trees. Again we standardized the number of flowers of each variety across cages with 40 open and receptive flowers on each tree marked with cable ties. Colony boxes were opened to allow free entry and exit to all active bees for a period of 60 min. This time period was chosen to avoid over-pollination of test flowers based on pilot observations. Colony activity was monitored at the nest entrance using video cameras. After an initial 10-min period to allow the bees to become accustomed to the setup, four 10-min focal observations were carried out on separate patches of Scrumptious flowers in each cage to estimate visitation rates. At the end of the 60-min period, the Scrumptious trees were immediately removed to prevent further visitation. Colony level observations were carried out between 14:30 and 18:30.

Estimation of pollination services. At the end of both the individual and colony observation periods, all test trees were returned to holding cages in which they were not visited by any other insects until apples were harvested at the end of the season. An initial assessment of fruit set from marked flowers (indicating flowers open during cage tests) was made at the end of May for all test Scrumptious trees to assess how many flowers were proceeding to fruit set stage (and how many aborted, Fig. 2a). Marked apples were collected on 27 August, and a final assessment made of the proportion of marked flowers that had produced mature fruit (Extended Data Fig. 2). In the lab, seed number was counted per apple for all collected fruit (274 apples from 96 trees across both experiments). Details of all data analyses carried out are given in the supplementary information.

Data analysis. Individual level. Measures of the number of flowers visited, numbers of switches between apple varieties, duration of total time in cage (from when the bee left the colony box until it returned/end of 60 min period) and time taken to visit the first flower (latency) were recorded for all individual bees. For 68 of 93 bees observed (evenly distributed across cages and treatments) a number of additional response variables were also recorded including mean duration of the first 5 flower visits, number of inter flower intervals longer than 60 s, mean duration of flower visits, mean period of time between flower visits, length of time spent foraging (time between first and last flower visit) and total time spent on flowers (sum of durations for all individual flower visits). We tested for differences in these measures among treatments by constructing mixed-effects models with pesticide treatment as a fixed effect. As several variables differed among days, including weather, floral abundance and the identity of colonies used, day of testing was included as a random blocking factor in all models. Data were analysed in R version 3.1.0 (ref. 38), using either linear mixed effects (LME) models with the lmer function in the nlme package for continuous data³⁹, generalized mixed effects (GLMM) models with Poisson distribution used for response variables that were counts using the glmer function in the lme4 package⁴⁰, or the glmpPQL function in the MASS package⁴¹ when data were overdispersed. Models were validated by plotting standardized residuals versus fitted values, normal qq-plots and histograms of residuals, and continuous response variables were logarithmically transformed ($\log(X + 1)$) if necessary to improve residual fit. If treatment was significant, Tukey's post hoc tests were performed using the glht function in the multcomp package⁴².

To assess differences in apple production on trees visited by pesticide exposed and control bees, we examined a number of variables including the number of fruits produced at the start of the season (May) and at the end (September; Fig. 2a), the change in proportion of apples forming from marked flowers per tree between the start and end measures (fruit abortion levels) and number of seeds per apple (measured in early September; Fig. 2b). Models were run as described previously with treatment as a fixed effect, although the tree on which fruits were produced, the number of bees released and date of testing were included as random effects. As a number of trees produced no fruit, seed set data were analysed in two steps. First, we tested whether there was a treatment difference in the number of trees that produced any fruit. Second, we tested for treatment differences in seeds per apple (a measure that only included trees that had produced some fruit).

Colony level. We tested for differences in colony activity levels (the combined number of entries and exits by workers to the colony box) and the number of bees carrying pollen among treatments using GLMM models in the MASS package⁴¹, with Poisson distribution for count data. Treatment differences in flower visitation rate to Scrumptious trees were tested using LME models³⁹. Date of testing was used as a random effect in all models (and patch included as a random effect in the flower visitation rate model), and models were validated as

described above. Fruit abortion and seed set variables were analysed as described for the individual level experiment, using tree and date of testing as random effects.

31. Thompson, H. *et al.* Effects of neonicotinoid seed treatments on bumble bee colonies under field conditions. (Food and Environment Research Agency (FERA), 2013).
32. Pilling, E., Campbell, P., Coulson, M., Ruddle, N. & Tornier, I. A four-year field program investigating long-term effects of repeated exposure of honey bee colonies to flowering crops treated with thiamethoxam. *PLoS One* **8**, e77193 (2013).
33. Castle, S. J., Byrne, F. J., Bi, J. L. & Toscano, N. C. Spatial and temporal distribution of imidacloprid and thiamethoxam in citrus and impact on *Homalodisca coagulata* populations. *Pest Manag. Sci.* **61**, 75–84 (2005).
34. Dively, G. P. & Kamel, A. Insecticide residues in pollen and nectar of a cucurbit crop and their potential exposure to pollinators. *J. Agric. Food Chem.* **60**, 4449–4456 (2012).
35. Botías, C. *et al.* Neonicotinoid residues in wildflowers, a potential route of chronic exposure for bees. *Environ. Sci. Technol.* **9**, 12731–12740 (2015).
36. Krupke, C. H., Hunt, G. J., Eitzer, B. D., Andino, G. & Given, K. Multiple routes of pesticide exposure for honey bees living near agricultural fields. *PLoS One* **7**, e29268 (2012).
37. Stewart, S. D. *et al.* Potential exposure of pollinators to neonicotinoid insecticides from the use of insecticide seed treatments in the mid-southern United States. *Environ. Sci. Technol.* **48**, 9762–9769 (2014).
38. R Development Core Team. R: A language and environment for statistical computing. R Foundation for Statistical Computing, Vienna, Austria. <http://www.R-project.org> (2011).
39. Pinheiro, J., Bates, D., DebRoy, S., Sarkar, D. & R Development Core Team. Package “nlme”: Linear and nonlinear mixed effects models. R package version 3.1-104 (2012).
40. Bates, D., Maechler, M., Bolker, B. & Walker, S. lme4: Linear mixed-effects models using Eigen and S4. R package version 1.1-7 <http://CRAN.R-project.org/package=lme4> (2014).
41. Venables, W. N. & Ripley, B. D. *Modern Applied Statistics with S*. 4th edn (Springer, 2002).
42. Hothorn, T., Bretz, F. & Westfall, P. Simultaneous inference in general parametric models. *Biom. J.* **50**, 346–363 (2008).



Extended Data Figure 1 | An example of the experimental setup at the Sonning Farm field site. Experimental pollinator exclusion cages containing a bumblebee colony (located in the corner of the cage) and potted experimental apple trees are shown. Photos: D.A.S.



Extended Data Figure 2 | An experimental bumblebee (*Bombus terrestris*) worker visiting an apple flower (left), and an example of an apple produced from a marked (yellow cable tie) apple flower (right; Scrumptious variety). Photos: D.A.S. and C. L. Truslove.

Extended Data Table 1 | Results from the colony-level experiment

Colony level	Mean \pm SE			Model summary			
	control	2.4ppb	10ppb		df	p	
<i>Activity</i>							
Total no. of entrances and exits to colony	53.9 \pm 22.3	44.3 \pm 12.5	25.3 \pm 12	$\chi^2=4.19$	2	0.12	glmmPQL
No. of bee visits returning with pollen	7.13 \pm 4.28	3.57 \pm 3.41	1.5 \pm 1.13	$\chi^2=9.65$	2	0.008	glmmPQL
Visitation rate to Scrumptious flowers (no flowers/bee/minute)	0.08 \pm 0.02	0.05 \pm 0.01	0.04 \pm 0.01	F=3.1	2,86	0.05	lme
<i>Fruit set</i>							
Start no. of fruit	8.63 \pm 1.78	11.25 \pm 1.35	9.68 \pm 1.65	$\chi^2=2.67$	2	0.26	glmmPQL
End no. of fruit	3.44 \pm 0.99	3 \pm 0.85	2.25 \pm 0.60	$\chi^2=4.1$	2	0.13	glmer
Change in proportion of fruit between May & Sept (Abortion rate)	0.13 \pm 0.29	0.21 \pm 0.03	0.19 \pm 0.03	$\chi^2=5.94$	2	0.05	glmmPQL
Proportion of trees producing apples	0.69	0.69	0.81	$\chi^2=1.2$	2	0.55	glmer
Seed no. per apple	4.68 \pm 0.3	5.2 \pm 0.4	3 \pm 0.4	$\chi^2=8.27$	2	0.02	glmer

Significant differences ($P \leq 0.05$) are highlighted in bold.

Extended Data Table 2 | Results from the individual-level experiment

Individual level	Mean \pm SE			Model summary			
	control	2.4ppb	10ppb		df	p	
<i>Behaviour</i>							
Latency to first flower visit (secs)	339 \pm 55	289 \pm 41	245 \pm 49	F=2.8	2,79	0.07	lme
Mean duration of first 5 flower visits (secs)	12 \pm 1.3	18 \pm 2.7	16 \pm 2.3	F=1.97	2,58	0.15	lme
No. interflower intervals longer than 60 secs	1.7 \pm 0.5	1.4 \pm 0.3	2.1 \pm 0.6	F=0.59	2,57	0.55	lme
Total no. flowers visited	83 \pm 15	97 \pm 14	125 \pm 22	$\chi^2=4.65$	2	0.1	glmmPQL
Total no. Everest flowers visited	55.4 \pm 15	49.6 \pm 12	71.3 \pm 21	$\chi^2=1.9$	2	0.39	glmmPQL
Total no. Scrumptious flowers visited	27.6 \pm 5.1	47.3 \pm 5.7	53.5 \pm 5.7	$\chi^2=12.79$	2	0.002	glmmPQL
Proportion of bees that collected pollen	0.38	0.22	0.19	$\chi^2=2.63$	2	0.27	glmer
Mean duration of flower visits (secs)	7 \pm 1	8 \pm 1.2	11 \pm 3.5	F=0.98	2,58	0.38	lme
Mean period of time between flower visits (secs)	28 \pm 10	11 \pm 3.1	17 \pm 5.1	F=0.76	2,58	0.47	lme
Length of time spent foraging (time of last flower visit - time of first flower visit) (secs)	1157 \pm 231	1191 \pm 184	1856 \pm 217	F=3.72	2,57	0.03	lme
Total length of time spent on flowers (secs)	375 \pm 55	539 \pm 66	762 \pm 113	F=7.35	2,57	0.001	lme
Duration of total time in cage (secs)	2041 \pm 239	2162 \pm 202	2383 \pm 204	F=1.338	2,84	0.27	lme
Total no. of switches between apple varieties	1.57 \pm 0.3	3.17 \pm 0.7	4.57 \pm 0.9	$\chi^2=11.32$	2	0.003	glmmPQL
<i>Fruit set</i>							
Start no. of fruit	8.13 \pm 1.28	9.50 \pm 1.94	9.69 \pm 2.03	$\chi^2=0.53$	2	0.77	glmer
End no. of fruit	1.38 \pm 0.52	2.06 \pm 0.80	3.13 \pm 1.17	$\chi^2=3.82$	2	0.15	glmer
Change in proportion of fruit between May & Sept (Abortion rate)	0.17 \pm 0.03	0.19 \pm 0.04	0.16 \pm 0.03	$\chi^2=0.42$	2	0.81	glmer
Proportion of trees producing apples	0.44	0.5	0.56	$\chi^2=0.88$	2	0.64	glmer
Seed no. per apple	3.52 \pm 0.6	3.66 \pm 0.4	3.02 \pm 0.4	$\chi^2=0.11$	2	0.95	glmmPQL

Significance differences ($P \leq 0.05$) are highlighted in bold.