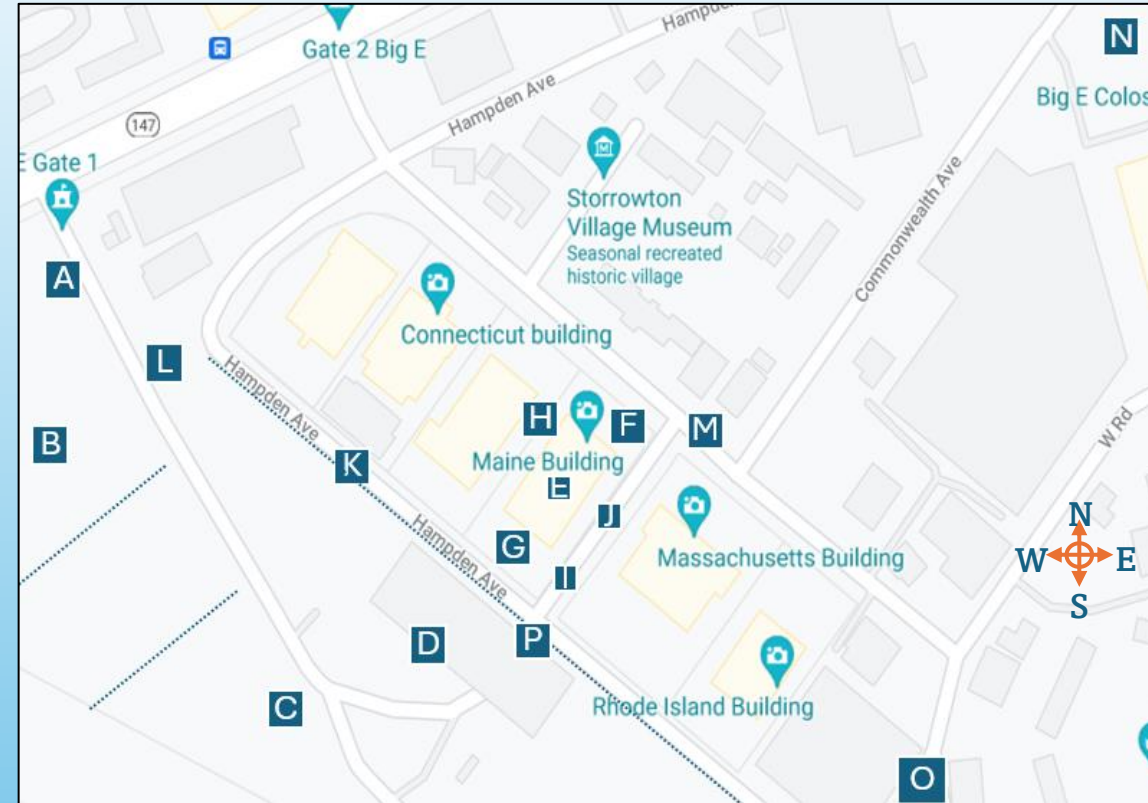


Relevant Landmarks for Maine Building Exhibitors

See next pages for more maps, booth diagrams, and Building images

- A. Gate 1 – primary entrance for State Buildings
- B. Parking – limited availability; Gate 9 is overflow
- C. State Building Storage lot – Pay fee to Fair
- D. Transportation hub – admission gate and scanner
- E. Maine Building
- F. ME Building front – entry/exits; lawn (Maine Day setup)
- G. ME Building rear entry/exits – vehicle load-in option
- H. Footpath between VT and ME Buildings
- I. Roadway between ME and MA Building
- J. Potato Line (outside the Maine Building)
- K. Road behind State Buildings – off-hours vehicle access, parade line up
- L. Gate 1 gate captain HQ and off-hours vehicle entrance
- M. Avenue of States – In front of State Buildings
- N. Coliseum – Location to remit voucher and get a photo ID badge
- O. Fairgrounds Operations HQ – Visit for golf cart maintenance, requesting grease barrels, etc.
- P. Public Restrooms and clock tower



Satellite View of ESE grounds



West Springfield, MA

Find Property



Layers

11-008

125-001-003

124-008-019

124-010-015

124-009-009

124-009-007

125-006-011

125-006-012

134-001-005

AGAWAM

x:-72.610085, y:42.088171

0 200 ft

CAI AxisGIS

1305 MEMORIAL, West
Springfield, MA 01089,
United States



J

E

F

Avenue of the States

Avenue of the States






H




©2021 Microsoft Corporation | 10/26/2013

282 Circuit Ave, West
Springfield, MA 01089,
United States



a privacy concern with this image



Commonwealth Ave



Commonwealth Ave





H

G

G

J

I

Hampden Ave ←

→ Hampden Ave



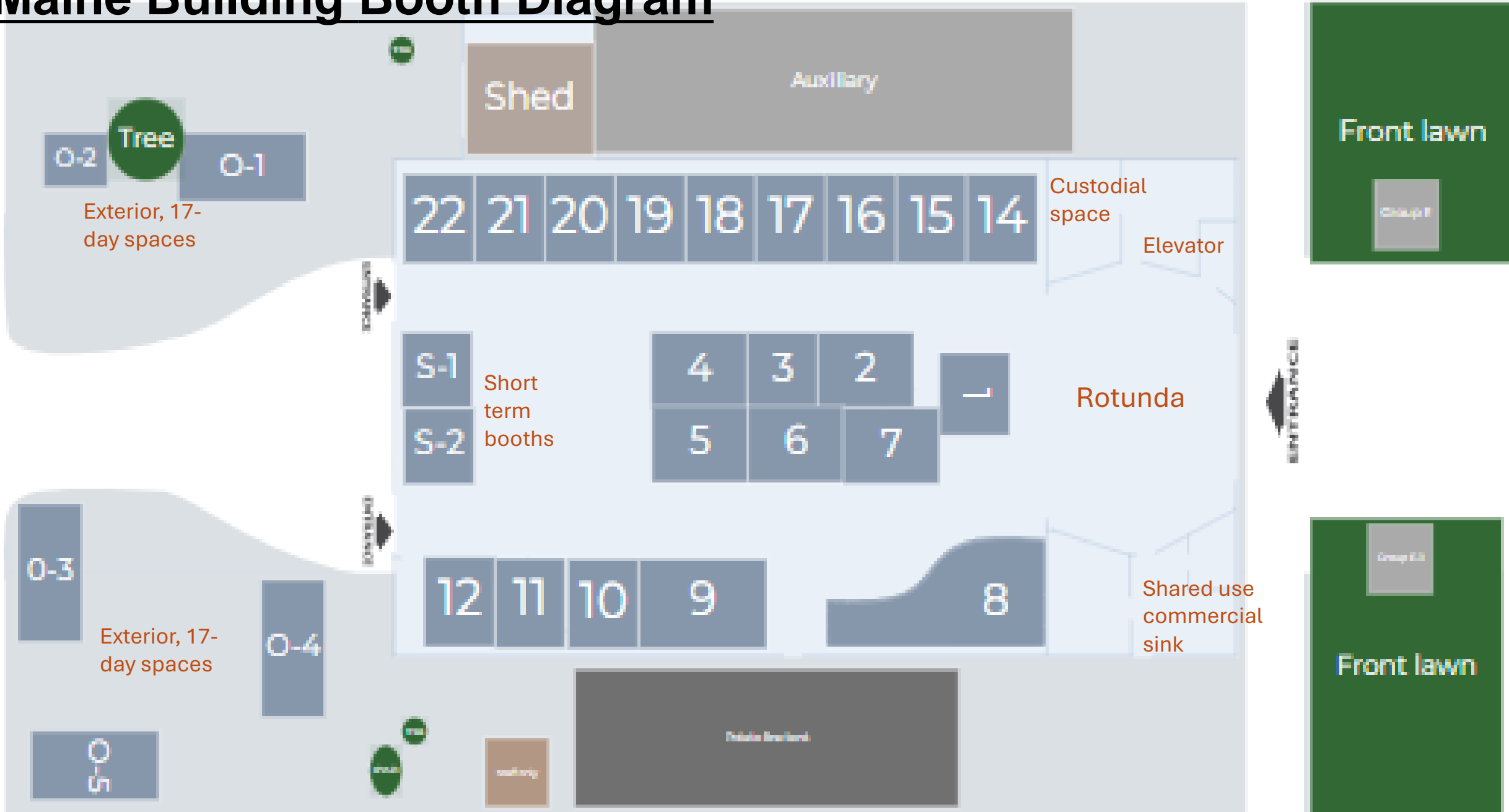
J

I



J

Maine Building Booth Diagram





Maine Building First Floor
Interior view, rotunda



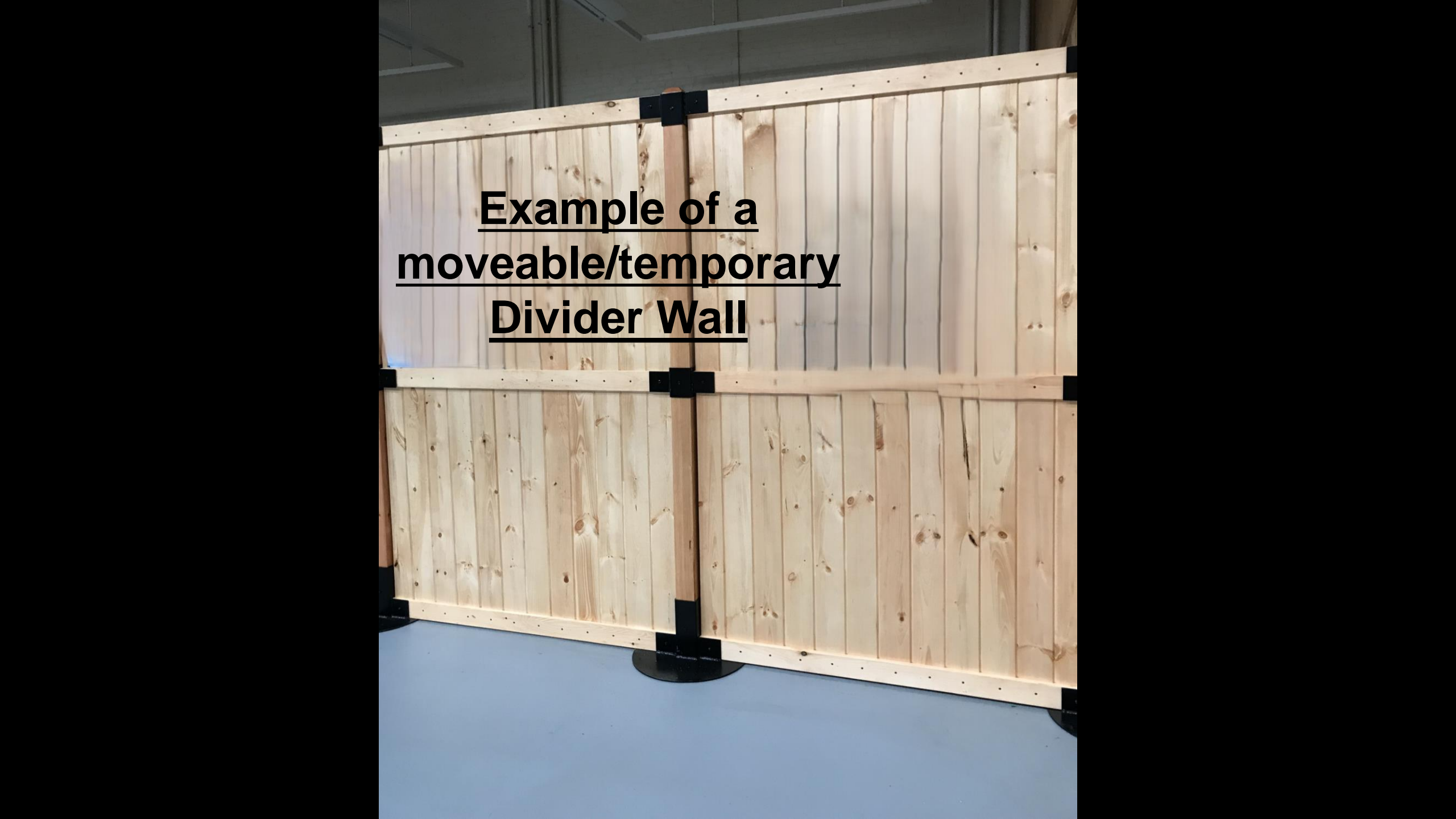
Maine Building First Floor
Interior view, backdrop for
spaces 2 through 7



Maine Building First Floor
Interior view, example of
backdrop for spaces 14
through 22



Maine Building First Floor
Interior view, example of
backdrop for spaces 9
through 12

A photograph of a moveable temporary divider wall. The wall is constructed from light-colored wood panels, likely pine, arranged in two rows. The panels are connected by black metal brackets that allow the wall to be moved. The wall is set on a light blue floor. The background is a dark, possibly black, wall.

Example of a
moveable/temporary
Divider Wall