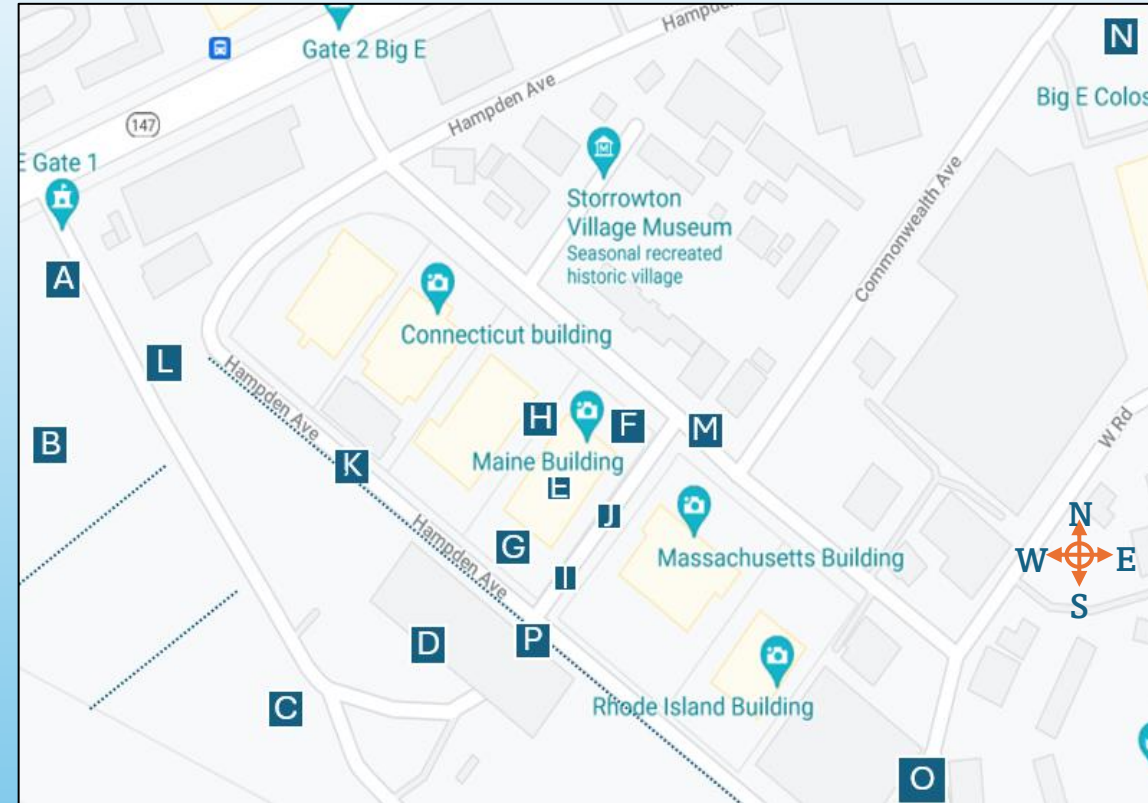


Relevant Landmarks for Maine Building Exhibitors

See next pages for more maps, booth diagrams, and Building images

- A. Gate 1 – primary entrance for State Buildings
- B. Parking – limited availability; Gate 9 is overflow
- C. State Building Storage lot – Pay fee to Fair
- D. Transportation hub – admission gate and scanner
- E. Maine Building
- F. ME Building front – entry/exits; lawn (Maine Day setup)
- G. ME Building rear entry/exits – vehicle load-in option
- H. Footpath between VT and ME Buildings
- I. Roadway between ME and MA Building
- J. Potato Line (outside the Maine Building)
- K. Road behind State Buildings – off-hours vehicle access, parade line up
- L. Gate 1 gate captain HQ and off-hours vehicle entrance
- M. Avenue of States – In front of State Buildings
- N. Coliseum – Location to remit voucher and get a photo ID badge
- O. Fairgrounds Operations HQ – Visit for golf cart maintenance, requesting grease barrels, etc.
- P. Public Restrooms and clock tower



Satellite View of ESE grounds



West Springfield, MA

Find Property



Layers

11-008

125-001-003

124-008-019

124-010-015

124-009-009

124-009-007

125-006-011

125-006-012

134-001-005

AGAWAM



x:-72.610085, y:42.088171

1305 MEMORIAL, West
Springfield, MA 01089,
United States



J

E

F

Avenue of the States

Avenue of the States



E



F






H




©2021 Microsoft Corporation | 10/26/2013

282 Circuit Ave, West
Springfield, MA 01089,
United States



Privacy concern with this image



Commonwealth Ave



Commonwealth Ave





H

G

G

J

I

Hampden Ave ←

→ Hampden Ave



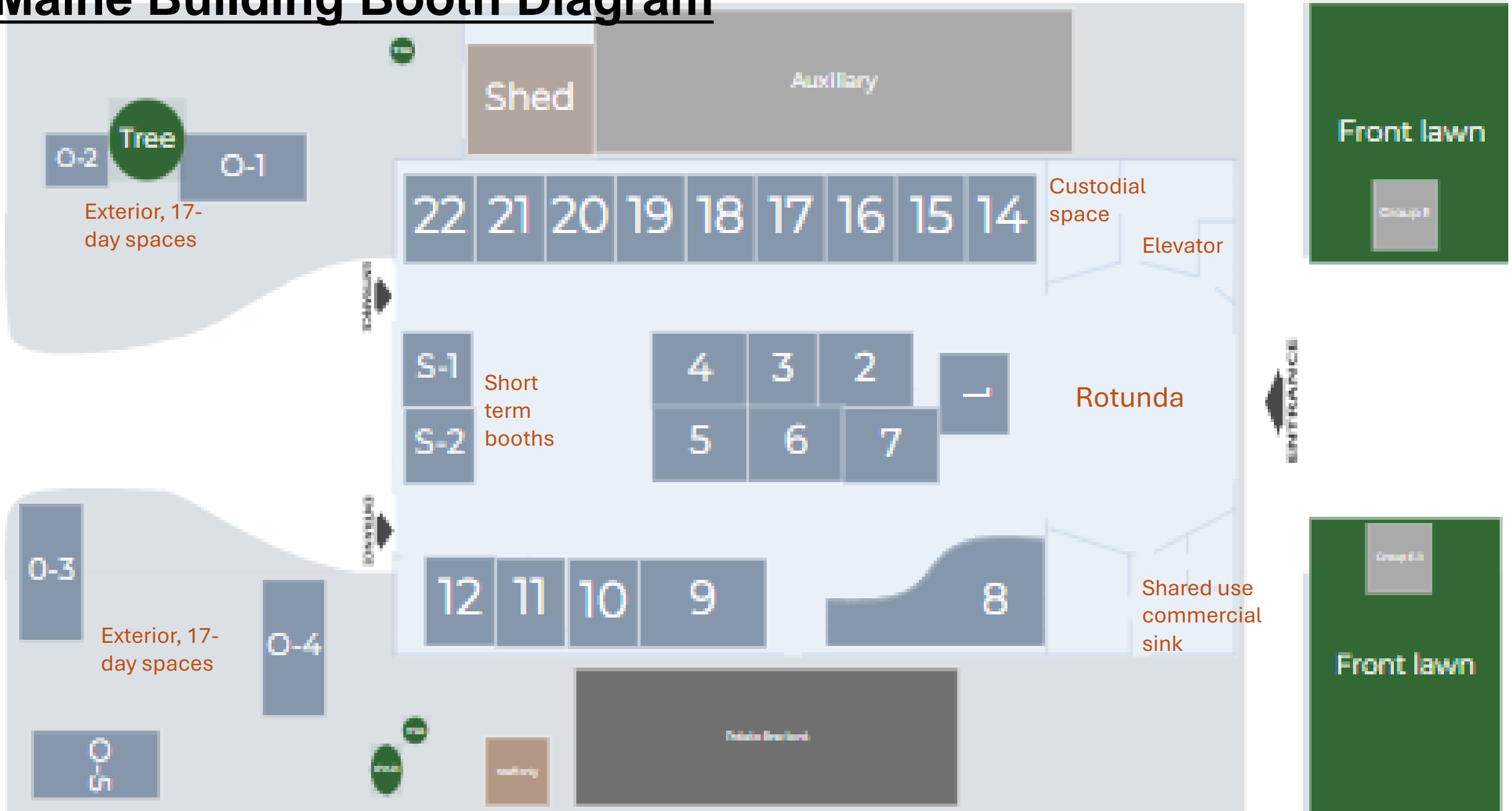
J

I



J

Maine Building Booth Diagram





Maine Building First Floor
Interior view, rotunda



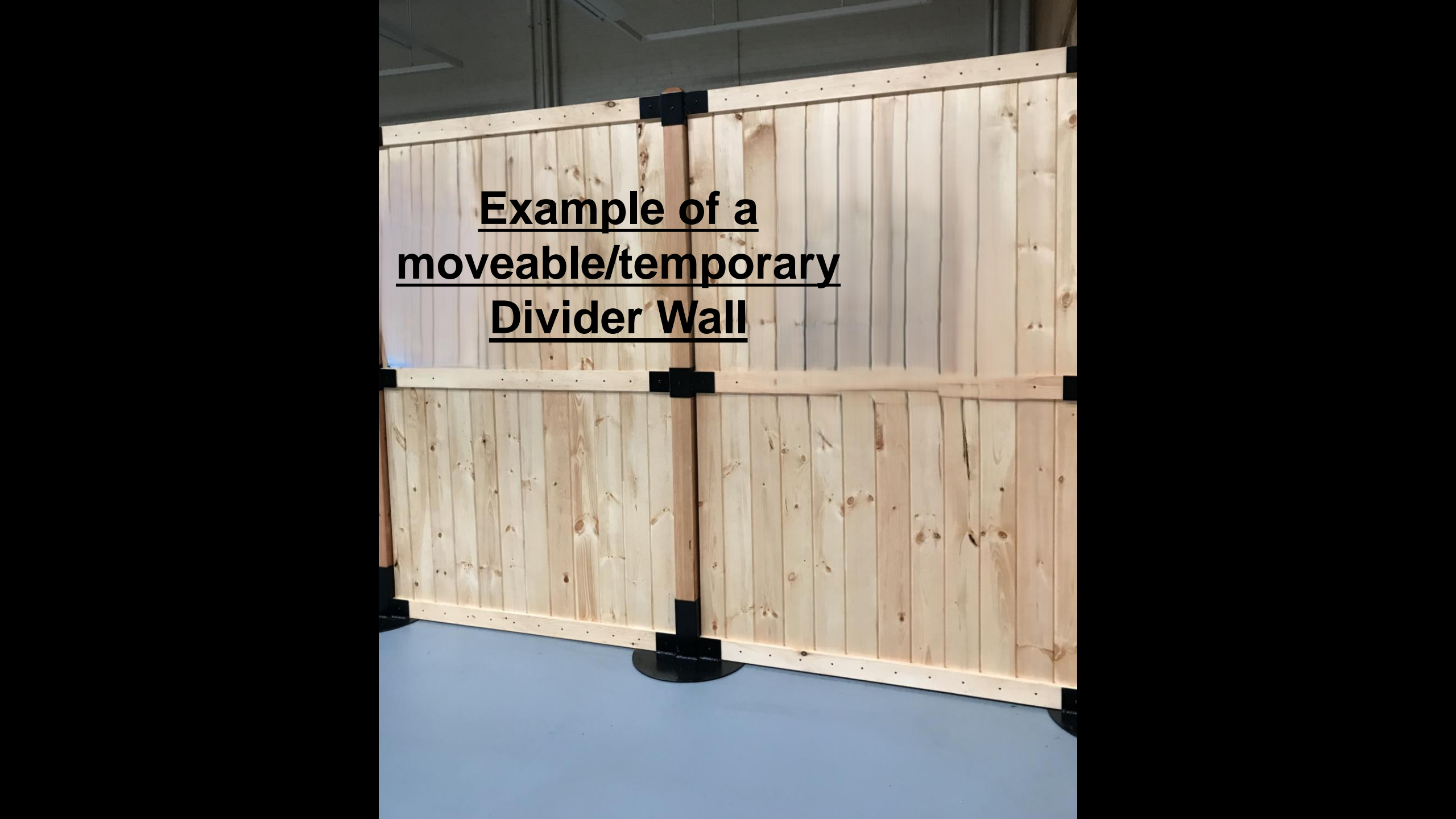
Maine Building First Floor
Interior view, backdrop for
spaces 2 through 7



Maine Building First Floor
Interior view, example of
backdrop for spaces 14
through 22



Maine Building First Floor
Interior view, example of
backdrop for spaces 9
through 12

A photograph of a moveable temporary divider wall. The wall is constructed from light-colored wood panels, likely pine, arranged in two rows. The panels are connected by black metal brackets that allow them to be moved and reconfigured. The wall is set up in a room with a blue floor and a grey wall in the background. The text "Example of a moveable/temporary Divider Wall" is overlaid on the image in a bold, black, sans-serif font, with each line underlined.

Example of a
moveable/temporary
Divider Wall