



Maine Center for  
Disease Control and Prevention

An Office of the  
Department of Health and Human Services

Paul R. LePage, Governor

Ricker Hamilton, Commissioner

Department of Health and Human Services  
Maine Center for Disease Control and Prevention  
286 Water Street  
11 State House Station  
Augusta, Maine 04333-0011  
Tel.: (207) 287-8016; Fax: (207) 287-9058  
TTY Users: Dial 711 (Maine Relay)

Tel. (207) 287-2070

Drinking Water Program

Fax (207) 287-4172

## Maine Public Drinking Water Commission

### MEETING #140

**Wednesday, FEBRUARY 14, 2018**


**9:00 AM**

KeyBank Building, Augusta

286 Water St, Augusta ME 207-287-2070

### **Agenda**

1. Approval of Minutes, Meeting #139, November 29, 2017
2. Election of Chair and Vice-Chair
3. SFY 2018 AFM Fee Collection Status
4. DWP Financial Report
5. Legislative Update
6. DWP Staffing Update
7. DWC Membership Update – reappointment status
8. 2018 Meeting Schedule and Locations  
May 2<sup>nd</sup>-Bangor Water District- Bangor Maine  
Sept 5<sup>th</sup>- Yarmouth Water District-Yarmouth Maine  
Nov 28<sup>th</sup>- Kennebec Water District- Waterville Maine
9. Suggested Items for next meeting



Department of Health and Human Services  
Maine Center for Disease Control and Prevention  
286 Water Street  
11 State House Station  
Augusta, Maine 04333-0011  
Tel.: (207) 287-8016; Fax: (207) 287-9058  
TTY Users: Dial 711 (Maine Relay)

Paul R. LePage, Governor

Ricker Hamilton, Commissioner

Tel. (207) 287-2070

Drinking Water Program

Fax (207) 287-4172

## **Maine Drinking Water Commission**

### **Minutes of Meeting #140**

**Feb 14, 2018**

The Maine Public Drinking Water Commission (DWC) held its 140th meeting on Feb 14, 2018 at the Key Bank Plaza, Augusta Maine.

#### **Present Were:**

**Members:** Jeff LaCasse, Rebecca Laliberte, Brian Richardson, Kathy Moriarty, Carol White, Bob MacKinnon, Tom Brennan, and Mike Plaziak.  
Jim Willis, Board Clerk

**Time:** Jeff called the meeting to order at 9:10 AM

#### **A. APPROVAL OF MINUTES:**

Minutes from the last meeting were approved as written.

#### **B. RECURRING BUSINESS:**

##### **1. ELECTION OF CHAIR AND VICE-CHAIR**

Election of Chair and Vice-Chair took place.  
Kathy Moriarty is Chair and Tom Brennan is Vice-Chair for 2018.

##### **2. DWC MEMBERSHIP UPDATE-REAPPOINTMENT STATUS**

Jeff talked about his upcoming retirement in April 2018 from the Kennebec Water District, and the possibility of he and Kathy switching seats on the Drinking Water Commission. Jim Willis stated he would call the Governor's office and see what the steps are to switch Jeff and Kathy's seats and get back to them. Currently all seats are current.

##### **3. PURPOSE OF THE MAINE DRINKING WATER COMMISSION**

Brian requested to discuss what the purpose of the DWC is. There was a discussion among the commission members answering Brian's questions.

##### **4. DWP STAFFING UPDATE**

Mike stated that Roger Crouse resigned as the Maine drinking Water Program director. Mike stated he will be the Interim DWP Director until That position is filled.

Mike also stated that Glenn Angell, the State Site Evaluator retired at the end of January. Mike said the DWP is moving in the same direction as before.

## **5. SFY 2018 AFM FEE COLLECTION STATUS**

Mike stated that we are currently at a 97.9 percent collection rate \$555,674 which is slightly above previous years. There was discussion about sending 3<sup>rd</sup> notice AFM bills by certified mail.

## **6. DWP FINANCIAL REPORT**

Mike discussed the DWP financial report.

## **7. LEGISLATIVE UPDATE**

Mike discussed LD-40 testing for lead in drinking water in schools. Mike talked about how the DWP is looking at schools that are regulated and where the sample sites are.

## **8. DRINKING WATER RULE MAKING**

Mike discussed that we are in the process of updating the rules regarding Monthly Operating Reports (MOR'S).

## **9. SAMPLING PROJECTS – PER AND POLYFLUORALKYL (PFAS'S)/CYANOTOXINS**

Mike discussed some of the sampling results for the project being done by the DWP to test for cyanotoxins and PFAS's in various parts of Maine.

## **10. 2018 MEETING SCHEDULE**

May 2<sup>nd</sup> – Bangor Water District, Bangor Maine  
September 5<sup>th</sup> -Yarmouth Water District, Yarmouth Maine  
November 28<sup>th</sup>- Kennebec Water District- Waterville Maine

## **11. SUGGESTED ITEMS FOR NEXT MEETING**

None mentioned

Meeting adjourned at 10:45 am

Respectfully Submitted  
Jim Willis

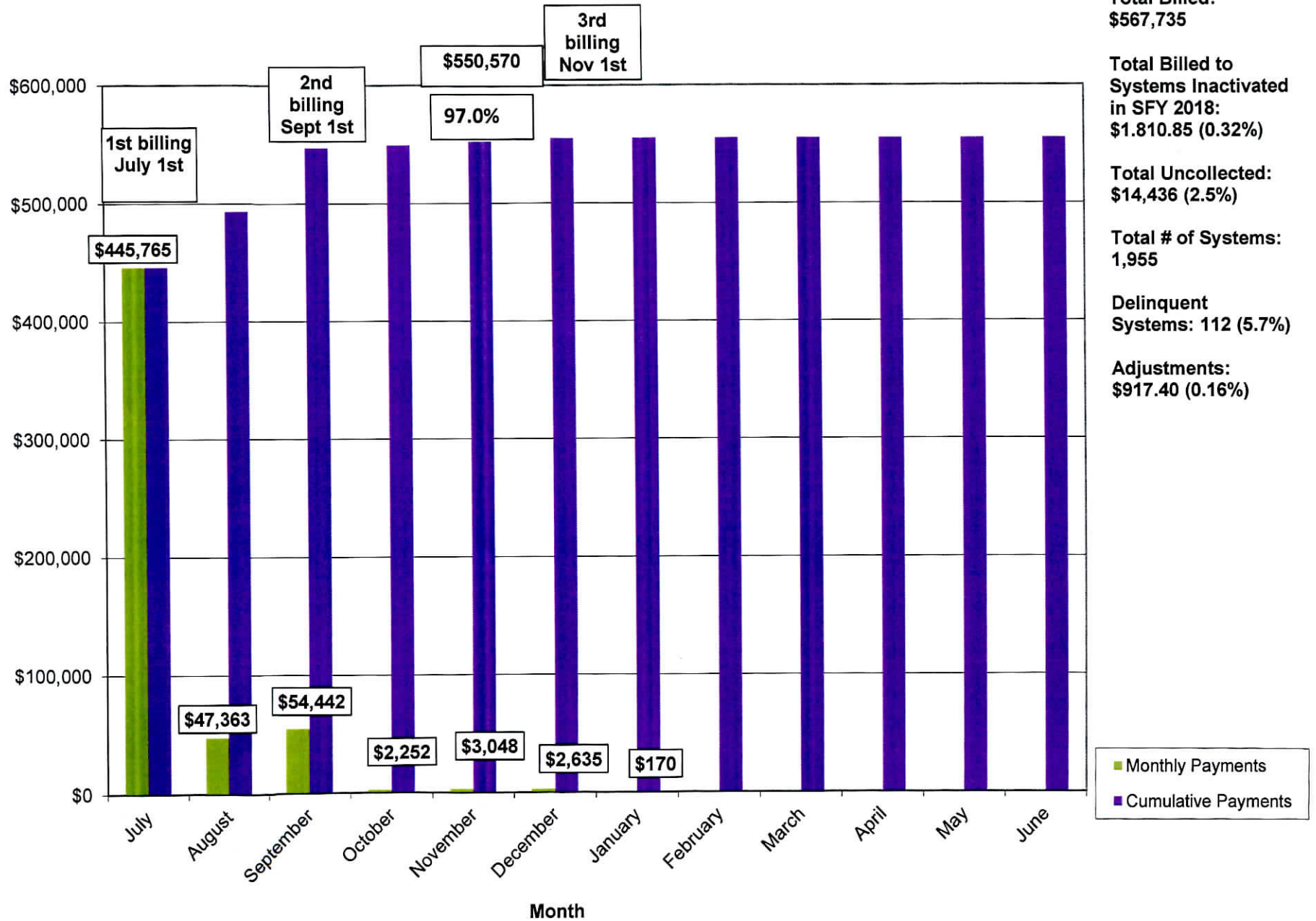


Overdue AFM Fees							
As of January 8, 2018		Total Overdue		\$9,710.53			
PWSID	NAME	Total Bill	Paid	Balance	System Type	From Previous Year(s)	Years Overdue
ME0011403	SKIPS TAVERN	\$527.00	\$0.00	\$527.00	NC	\$379.00	3
ME0018412	EASTWARD BOWLING LANES	\$270.00	\$0.00	\$270.00	NC	\$171.50	3
ME0003342	HOWARDS TRAILER PARK	\$215.00	\$0.00	\$215.00	C	\$155.00	3
ME0005721	WINDSONG CAMPGROUND - PARSONSFIELD	\$165.00	\$0.00	\$165.00	NC	\$105.00	3
ME0000848	PITTSTON FARM	\$510.85	\$0.00	\$510.85	NC	\$243.50	2
ME0092567	THE FARMHOUSE INN	\$265.15	\$0.00	\$265.15	NC	\$126.50	2
ME0000725	NEW ENGLAND GOLF AND TENNIS CAMP	\$220.00	\$0.00	\$220.00	NC	\$105.00	2
ME0007236	IRONBOUND	\$209.50	\$0.00	\$209.50	NC	\$100.00	2
ME0004127	RUSTIC GRILL AND TAVERN	\$199.00	\$0.00	\$199.00	NC	\$95.00	2
ME0003408	ABOL BRIDGE CG & STORE & RESTAURANT	\$176.95	\$0.00	\$176.95	NC	\$84.50	2
ME0012805	SPECTATORS SPORTS BAR	\$167.50	\$0.00	\$167.50	NC	\$80.00	2
ME0094953	THE CRACKED EGG	\$167.50	\$0.00	\$167.50	NC	\$80.00	2
ME0023468	LAKE GEORGE REGIONAL PARK #2	\$144.40	\$0.00	\$144.40	NC	\$69.00	2
ME0094892	THE GALLEY RESTAURANT	\$136.00	\$0.00	\$136.00	NC	\$65.00	2
ME0123468	LAKE GEORGE REGIONAL PARK #1	\$133.90	\$0.00	\$133.90	NC	\$64.00	2
ME0094639	SIRLOIN LLC	\$120.25	\$0.00	\$120.25	NC	\$57.50	2
ME0024225	CHAPS LLC	\$115.00	\$0.00	\$115.00	NC	\$55.00	2
ME0002411	MELODY ROLLER RINK	\$115.00	\$0.00	\$115.00	NC	\$55.00	2
ME0094857	PEGGYS BAR & GRILL	\$115.00	\$0.00	\$115.00	NC	\$55.00	2
ME0194594	US BORDER STATION-BRIDGewater-2012	\$115.00	\$0.00	\$115.00	NC	\$55.00	2
ME0194599	US BORDER STATION-HAMLIN	\$115.00	\$0.00	\$115.00	NC	\$55.00	2
ME0003456	WHEATONS LODGE & CAMPS	\$115.00	\$0.00	\$115.00	NC	\$55.00	2
ME0094899	TRAILS END RESTAURANT & TAVERN	\$541.25	\$0.00	\$541.25	NC	\$0.00	1
ME0093867	SAPPI FINE PAPER N A	\$428.50	\$0.00	\$428.50	NTNC	\$0.00	1
ME0005015	BROTHER FLECKERS	\$348.75	\$0.00	\$348.75	NC	\$0.00	1
ME0007725	SALMON FALLS RIVER RV RESORT	\$280.00	\$0.00	\$280.00	NC	\$0.00	1
ME0004756	PENOBSCOT PUB	\$238.75	\$0.00	\$238.75	NC	\$0.00	1
ME0007150	DISANTOS RESTAURANT	\$236.00	\$0.00	\$236.00	NC	\$0.00	1
ME0007382	THE FOX AND HOUND CAFE AND BAKERY	\$236.00	\$0.00	\$236.00	NC	\$0.00	1
ME0001539	BATH GOLF CLUB	\$203.00	\$0.00	\$203.00	NC	\$0.00	1
ME0005095	THE MEETING HOUSE	\$188.70	\$0.00	\$188.70	NC	\$0.00	1
ME0000899	NEW ENGLAND MUSIC CAMP-THE LODGE	\$170.00	\$0.00	\$170.00	NC	\$0.00	1
ME0003350	MARSHALLS	\$117.20	\$0.00	\$117.20	NC	\$0.00	1
ME0003026	EATON MOUNTAIN INC	\$115.00	\$0.00	\$115.00	NC	\$0.00	1
ME0005836	FAIRLAWN COUNTRY CLUB CONCESSION	\$111.70	\$0.00	\$111.70	NC	\$0.00	1
ME0005849	HEMLOCKS CAMPING AREA	\$106.75	\$0.00	\$106.75	NC	\$0.00	1
ME0092462	LINDSAY & JENNIFER AT RUNWAY RESTAURANT	\$87.50	\$0.00	\$87.50	NC	\$0.00	1
ME0095001	KEVIN & JESS' WICKED GOOD STORE	\$79.25	\$0.00	\$79.25	NC	\$0.00	1
ME0020824	LISBON LEFT HAND CLUB	\$73.75	\$0.00	\$73.75	NC	\$0.00	1
ME0006175	NEIL E MICHAUD CAMPGROUND	\$67.15	\$0.00	\$67.15	NC	\$0.00	1
ME0002230	WHITES BEACH CAMPGROUND	\$67.15	\$0.00	\$67.15	NC	\$0.00	1
ME0094794	STEPPING STONES/MONTESSORI SCHOOL	\$65.00	\$0.00	\$65.00	NTNC	\$5.00	1
ME0094756	BICENTENNIAL NATURE PARK	\$64.40	\$0.00	\$64.40	NC	\$0.00	1
ME0095663	BIRCH TREE MEADOWS MHP	\$62.75	\$0.00	\$62.75	C	\$0.00	1
ME0092415	ACORNS TO OAKS LEARNING CENTER	\$60.00	\$0.00	\$60.00	NTNC	\$0.00	1
ME0001004	ALLAGASH ASHLEYS	\$60.00	\$0.00	\$60.00	NC	\$0.00	1
ME0095575	BOUDREAU TRAILER PARK	\$60.00	\$0.00	\$60.00	C	\$0.00	1
ME0092653	CAMP WAPITI ADVENTURES	\$60.00	\$0.00	\$60.00	NC	\$0.00	1
ME0094414	CENTRAL MAINE POWER - ALFRED	\$60.00	\$0.00	\$60.00	NTNC	\$0.00	1
ME0092577	CIRCLE K-OAKFIELD IRVING	\$60.00	\$0.00	\$60.00	NC	\$0.00	1
ME0094062	DEPOT COUNTRY STORE	\$60.00	\$0.00	\$60.00	NC	\$0.00	1
ME0006924	ECHO LAKE LODGE & COTTAGES	\$60.00	\$0.00	\$60.00	NC	\$0.00	1
ME0002038	FIRST AND LAST MOTEL LLC	\$60.00	\$0.00	\$60.00	NC	\$0.00	1
ME0092560	FIRST UNITED PENTECOSTAL CHURCH-AUGUSTA	\$60.00	\$0.00	\$60.00	NTNC	\$0.00	1
ME0092624	HAPPY CLAM SHACK	\$60.00	\$0.00	\$60.00	NC	\$0.00	1
ME0007336	HERMON MHP LLC	\$60.00	\$0.00	\$60.00	C	\$0.00	1
ME0008670	MACS CAMPING AREA LLC	\$60.00	\$0.00	\$60.00	NC	\$0.00	1
ME0000812	NEW ENGLAND FRONTIER CAMP	\$60.00	\$0.00	\$60.00	NC	\$0.00	1



Overdue AFM Fees							
As of January 8, 2018		Total Overdue		\$9,710.53			
PWSID	NAME	Total Bill	Paid	Balance	System Type	From Previous Year(s)	Years Overdue
ME0300899	NEW ENGLAND MUSIC CAMP-E&PAC	\$60.00	\$0.00	\$60.00	NTNC	\$0.00	1
ME0400899	NEW ENGLAND MUSIC CAMP-KITCHEN	\$60.00	\$0.00	\$60.00	NTNC	\$0.00	1
ME0200899	NEW ENGLAND MUSIC CAMP-THE BOWL	\$60.00	\$0.00	\$60.00	NC	\$0.00	1
ME0092301	SPRING ROCK PARK	\$60.00	\$0.00	\$60.00	C	\$0.00	1
ME0094709	STEP BY STEP CHILD CARE INC	\$60.00	\$0.00	\$60.00	NTNC	\$0.00	1
ME0092532	WOODYS GUIDE SERVICE-KINGSBURY LODGE	\$60.00	\$0.00	\$60.00	NC	\$0.00	1
ME0018485	WOODYS ROADSIDE DINER	\$60.00	\$0.00	\$60.00	NC	\$0.00	1
ME0094725	WYMANS OF MAINE-C&D	\$60.00	\$0.00	\$60.00	NTNC	\$0.00	1
ME0002539	WYMANS OF MAINE-CHERRYFIELD FACTORY	\$60.00	\$0.00	\$60.00	NTNC	\$0.00	1
ME0194725	WYMANS OF MAINE-HOUSING	\$60.00	\$0.00	\$60.00	NC	\$0.00	1
ME0092635	YORK CHILDCARE CENTER	\$60.00	\$0.00	\$60.00	NTNC	\$0.00	1
ME0091120	NORTH BERWICK WATER DISTRICT	\$949.90	(\$949.00)	\$0.90	C	\$0.00	
ME0000099	MSU 93 BLUE HILL CONSOLIDATED SCHOOL	\$178.80	(\$178.00)	\$0.80	NTNC	\$0.00	
ME0026015	FOX RIDGE GOLF CLUB	\$120.50	(\$120.00)	\$0.50	NC	\$0.00	
ME0006409	OFFSHORE RESTAURANT	\$285.50	(\$285.00)	\$0.50	NC	\$0.00	
ME0007383	SALMON FALLS RESORT & GOLF CLUB LLC	\$175.50	(\$175.00)	\$0.50	NC	\$0.00	
ME0193739	TRAFTON LAKE CAMPGROUND	\$65.50	(\$65.00)	\$0.50	NC	\$0.00	
ME0006711	COLD RIVER CAMPGROUND	\$117.20	(\$117.02)	\$0.18	NC	\$0.00	
ME0090010	ADDISON POINT WATER DISTRICT	\$94.65	(\$94.55)	\$0.10	C	\$0.00	

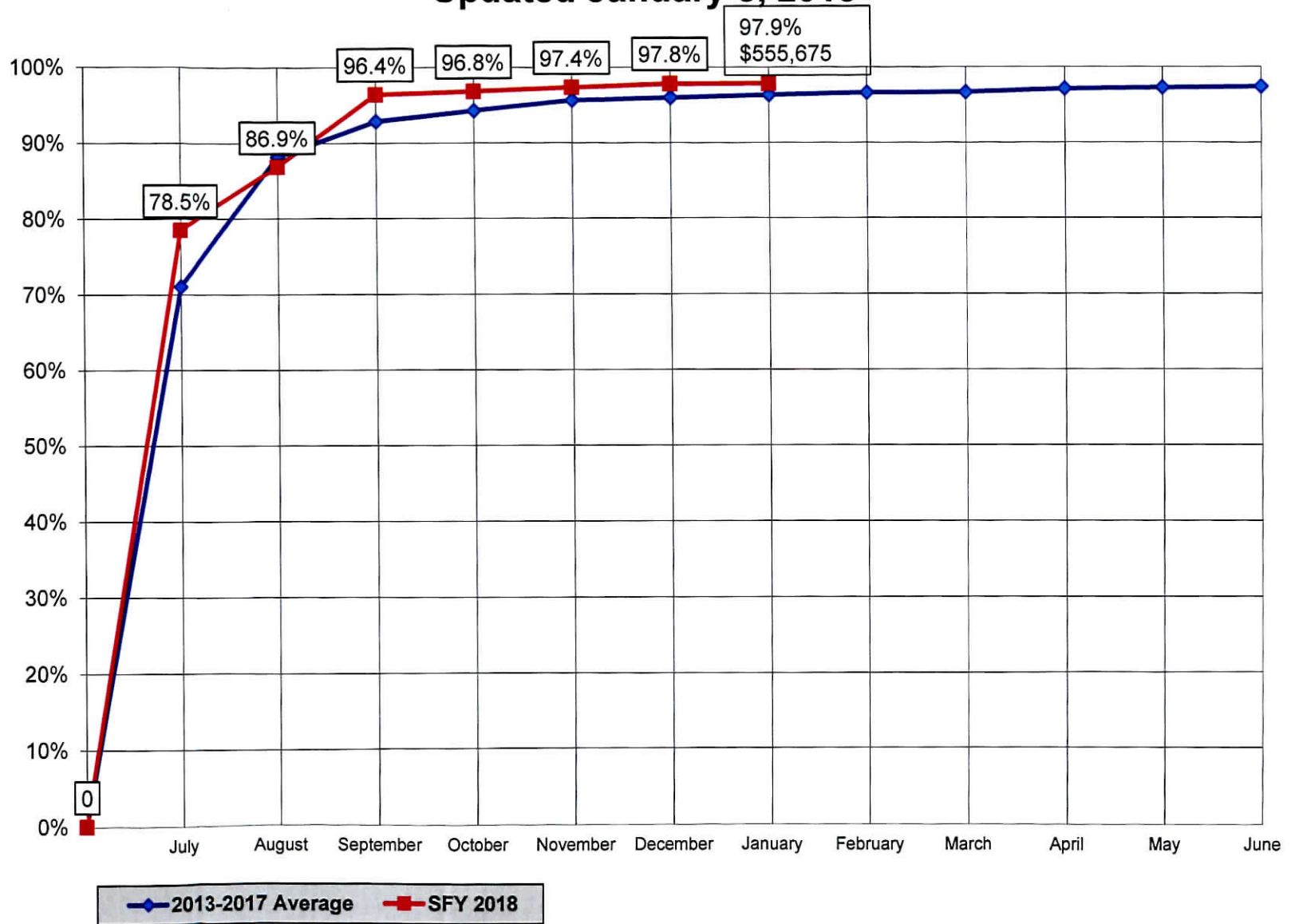
**AFM Payment Summary SFY 2018  
as of January 8, 2018**



# AFM Monthly Summary

## Percentage of Total Billed vs. Collected

### Updated January 8, 2018





## Maine Drinking Water Program Alternative Funding Mechanism Five Year Budget Projection

Position Number	Position / Expense Category	Actual	Actual	Actual	Actual	Estimate	Estimate	Estimate	Estimate	Estimate
		SFY2014	SFY2015	SFY2016	SFY2017	SFY2018	SFY2019	SFY2020	SFY2021	SFY2022
20002357	Office Asst II - Dan (50%)					16,580	16,912	17,250	17,595	17,947
20002861	Envir. Specialist III - Jed (50%)					24,515	25,741	26,256	26,781	27,317
20002359	Envir. Specialist III - Greg (50%)					25,756	26,271	26,797	27,333	27,879
20320761	Envir. Specialist III - Christine (50%)					25,756	26,271	26,797	27,333	27,879
20002316	Envir. Specialist III - Kate (50%)					25,756	26,271	26,797	27,333	27,879
20002858	Envir. Specialist III - Mark (50%)					22,397	23,517	24,693	25,927	26,446
20002555	Envir. Specialist III - Haig (50%)					25,756	26,271	26,797	27,333	27,879
20321866	Envir. Specialist III - Jason (50%)					25,487	25,997	26,517	27,047	27,588
20002387	Envir. Specialist IV - Robin (50%)					31,133	31,756	32,391	33,039	33,699
20002270	Asst Envir. Engineer - Larry (50%)					29,967	30,566	31,178	31,801	32,437
	<b>Total Salaries</b>	<b>197,448</b>	<b>264,000</b>	<b>235,455</b>	<b>245,375</b>	<b>253,105</b>	<b>259,574</b>	<b>265,471</b>	<b>271,521</b>	<b>276,952</b>
	Fringe Benefits	116,962	152,121	136,426	152,395	155,443	158,552	161,723	164,957	168,256
	Travel	1,753	2,752	3,054	1,763	1,800	3,000	3,000	2,600	2,867
eliminate	Training	-	-	-	-	-	-	-	-	-
eliminate	Office Equipment/Computers	-	-	-	-	-	-	-	-	-
Other	Office Space (Rent, Utilities, MIS)	36,829	30,472	31,097	19,140	19,523	32,000	32,640	33,293	33,959
	Supplies	3,759	1,955	2,659	564	700	2,600	2,600	1,967	2,389
	Information Technology	43,761	21,389	33,974	8,371	8,538	35,000	35,700	36,414	37,142
	Contracts	6,573	7,020	2,421						
	Indirect Cost	66,829	54,991	52,188	73,504	97,000	97,970	98,950	99,939	100,939
	<b>Total Expenses</b>	<b>473,914</b>	<b>534,699</b>	<b>497,274</b>	<b>501,112</b>	<b>536,109</b>	<b>588,696</b>	<b>600,084</b>	<b>610,691</b>	<b>622,503</b>
						<b>294,633</b>	<b>SFY2018 actual expenses through 1/8/2018</b>			
							<b>Actual/Projected Expenses in each of SFY17 and SFY18 reduced by at least \$37,500</b>			
	Other Sources	(50)	(4,355)							
	AFM Fees Billed/Collected	454,844	454,466	458,480	504,717	561,811	611,937	611,937	611,937	662,317
	<b>Total Revenues</b>	<b>454,794</b>	<b>450,111</b>	<b>458,480</b>	<b>504,717</b>	<b>561,811</b>	<b>611,937</b>	<b>611,937</b>	<b>611,937</b>	<b>662,317</b>
						<b>555,675</b>	<b>SFY2017 actual revenue through 1/8/2018</b>			
	Carryover	252,216	233,096	148,508	109,713	113,318	139,020	162,261	174,115	175,360
	<b>Annual Surplus / (Deficit)</b>	<b>(19,120)</b>	<b>(84,588)</b>	<b>(38,795)</b>	<b>3,605</b>	<b>25,702</b>	<b>23,241</b>	<b>11,853</b>	<b>1,246</b>	<b>39,814</b>
	<b>AFM Carryover</b>	<b>233,096.17</b>	<b>148,508</b>	<b>109,713</b>	<b>113,318</b>	<b>139,020</b>	<b>162,261</b>	<b>174,115</b>	<b>175,360</b>	<b>215,174</b>
	<b>AFM Fee History</b>									
	Per Capita Rate	0.45	0.45	0.45	0.50	0.55	0.60	0.60	0.60	0.65
	Minimum Fee	50.00	50.00	50.00	55.00	60.00	65.00	65.00	65.00	70.00
	Maximum Fee									
	Minimum Population	100	100	100	100	100	100	100	100	100
	Bottled Water Fee	(see below)	(see below)	(see below)	(see below)	(see below)	(see below)	(see below)	(see below)	(see below)
	<b>Estimated Revenue by Type</b>									
	Community	304,179	304,179	306,168	340,087	374,185	408,032	408,032	408,032	441,878
	Non-Transient, Non-community	34,670	34,670	35,296	38,405	41,993	45,496	45,496	45,496	49,134
	Transient, Non-community	98,984	98,984	97,127	109,106	121,273	131,679	131,679	131,679	142,175
	Bottled Water	14,010	14,010	20,210	21,990	24,360	26,730	26,730	26,730	29,130
\$ 50	Small (up to 250,000 gallons)	750	750	750	1,020	1,140	1,260	1,260	1,260	1,380
\$ 150	Medium (250,000 to 20 million)	900	900	900	1,500	1,650	1,800	1,800	1,800	1,980
\$ 2,000	Large (over 20 million gallons)	12,000	12,000	18,200	19,200	21,300	23,400	23,400	23,400	25,500
\$ 200	Out-of-State	-	-	-	-	-	-	-	-	-
\$ 10	Water vendors (Min. \$50 Max. \$150)	360	360	360	270	270	270	270	270	270
	<b>Total Estimated Revenue (AFM Fees Billed)</b>	<b>451,843</b>	<b>451,843</b>	<b>458,800</b>	<b>509,587</b>	<b>561,811</b>	<b>611,937</b>	<b>611,937</b>	<b>611,937</b>	<b>662,317</b>



**Amount Billed in July 2017**

Billed to PWS FY 2017 Billing	\$537,650.55
Billed to PWS Past Due	\$5,474.00
<b>Billed to PWS Total</b>	<b>\$543,124.55</b>
Billed to BW systems FY 2017 Billing	\$24,360.00
Billed to BW systems Past Due	\$250.00
<b>Billed to BW systems Total</b>	<b>\$24,610.00</b>
Total Billed for FY 2017	\$562,010.55
Past Due Carried over for Systems	
Active on 7/1/2017	\$5,724.00
<b>TOTAL</b>	<b>\$567,734.55</b>

Amount Paid						
Public Water Systems		Bottled Water Systems		TOTAL BY MONTH	PERCENT BY MONTH	
July	\$444,605.42	July	\$1,160.00	\$445,765.42	78.52%	
August	\$46,857.50	August	\$505.00	\$47,362.50	8.34%	
September	\$32,116.85	September	\$22,325.00	\$54,441.85	9.59%	
October	\$2,251.50	October	\$0.00	\$2,251.50	0.40%	
November	\$3,047.85	November	\$0.00	\$3,047.85	0.54%	
December	\$2,635.40	December	\$0.00	\$2,635.40	0.46%	
January	\$170.00	January	\$0.00	\$170.00	0.03%	
February		February				
March		March				
April		April				
May		May				
June		June				
<b>Totals</b>	<b>\$531,684.52</b>	<b>97.89%</b>	<b>\$23,990.00</b>	<b>97.48%</b>	<b>\$555,674.52</b>	<b>97.88%</b>

Amount Billed minus Amount Paid	\$12,060.03
Amount Owed by Inactivated Systems	\$1,404.60
<b>Amount owed by Active Systems</b>	<b>\$9,710.53</b>
<b>Adjustments and Waived Fees</b>	<b>\$944.90</b>

**From SFY 2016 DWC Report**

Types of PWS	Number of Public Water Systems	Number of each system type billed in July 2017
Community	376	375
Non-Transient Non-Community	367	371
Non-Community	1,145	1,151
Bottled Water / Vending Machines	58	58
<b>Totals</b>	<b>1,946</b>	<b>1,955</b>